

Dell PowerConnect W-Series

ArubaOS 5.0 MIB

Reference Guide



Copyright

© 2010 Aruba Networks, Inc. AirWave®, Aruba Networks®, Aruba Mobility Management System®, and other registered marks are trademarks of Aruba Networks, Inc. Dell™, the DELL™ logo, and PowerConnect™ are trademarks of Dell Inc.

All rights reserved. Specifications in this manual are subject to change without notice.

Originated in the USA. Any other trademarks appearing in this manual are the property of their respective companies.

Open Source Code

Certain Aruba products include Open Source software code developed by third parties, including software code subject to the GNU General Public License (GPL), GNU Lesser General Public License (LGPL), or other Open Source Licenses. The Open Source code used can be found at this site:

http://www.arubanetworks.com/open_source

Legal Notice

The use of Aruba Networks, Inc. switching platforms and software, by all individuals or corporations, to terminate other vendors' VPN client devices constitutes complete acceptance of liability by that individual or corporation for this action and indemnifies, in full, Aruba Networks, Inc. from any and all legal actions that might be taken against it with respect to infringement of copyright on behalf of those vendors.

Contents

Preface	13
An Overview of This Manual	13
Contents	13
Related Documents	14
Text Conventions	14
Frequently Used Acronyms.....	14
.....	17
Contacting Support	17
Chapter 1 MIBs Overview	19
MIBs	19
SNMP	20
Traps.....	21
Chapter 2 Using MIBs	23
Downloading MIB Files	23
Monitoring WLAN Health.....	23
Reading MIB Files	28
SNMP File	32
HP OpenView	33
MIB Limitations.....	33
Chapter 3 AP and AM	35
wlsrEnterpriseMibModules	37
wlsrConfigTable	37
wlsrChannelStatsTable	45
wlsrChannelRateStatsTable	49
wlsrChannelIDTypeStatsTable	55
wlsrChannelFrameTypeStatsTable	57
wlsrChannelPktSizeStatsTable	58
wlsrStaStatsTable	60
wlsrStaRateStatsTable	67
wlsrStaDTypeStatsTable.....	77
wlsrStaFrameTypeStatsTable	79
wlsrStaPktSizeStatsTable	82
wlsrAirMonitorApListTable.....	85
wlsrTrapObjectsGroup	88
wlsrTrapsGroup	92

Chapter 4	Authentication	103
	wlsxAuthenticationServerTable	104
	wlsxPortalServerTable	108
	wlsxLdapServerStateTable.....	111
Chapter 5	External Services Interface	113
	wlsxESIServerTable	113
Chapter 6	IF External	117
	wlsxIfExtMIB	117
	wlsxIfExtPortTable	117
	wlsxIfExtVLANTable.....	124
	wlsxIfExtVLANMemberTable	125
	wlsxIfExtVLANInterfaceTable	127
Chapter 7	Mesh	131
	wlsxMeshNodeTotal.....	132
	wlsxMeshNodeTable.....	132
Chapter 8	Mobility	137
	wlsxMobilityDomainTable.....	138
	wlsxMobilityHomeAgentTable	139
	wlsxMobilityHostTable	141
	wlsxMobilityProxyStatsGroup.....	143
	wlsxMobilityProxyDHCPStats Group	145
	wlsxMobilityHASStats Group.....	147
	wlsxMobilityFAStats Group	150
	wlsxMobilityHAFARevocationStats Group.....	152
Chapter 9	Monitor	155
	wlsxMonAPStatsTable	157
	wlsxMonAPRateStatsTable	164
	wlsxMonAPDTypeStatsTable.....	170
	wlsxMonAPFrameTypeStatsTable	172
	wlsxMonAPPktSizeStatsTable	173
	wlsxMonAPHTRateStatsTable	175
	wlsxMonStationStatsTable.....	177
	wlsxMonStaRateStatsTable	183
	wlsxMonStaDTypeStatsTable	195
	wlsxMonStaFrameTypeStatsTable	197
	wlsxMonStaPktSizeStatsTable	200
	wlsxMonAPInfoTable	203
	wlsxMonStationInfoTable	207
	wlsxMonEventCountTable	211
	wlsxMonStationHTRateStatsTable	212

Chapter 10	Signal Noise Ratio	215
	wlsxAPSnrTable	216
	wlsxStaSnrTable.....	218
	wlsxAPSnrBSSIDTable.....	219
	wlsxStaSnrPhyTable	221
Chapter 11	Switch	225
	wlsxSystemXGroup	226
	wlsxSwitchListTable	228
	wlsxSwitchLicenseTable	229
	wlsxSysXProcessorTable	232
	wlsxSysXStorageTable.....	233
	wlsxSysXMemoryTable.....	236
	wlsxSwitchUserTable	238
	wlsxSwitchUser6Table	242
	wlsxSwitchStationMgmtTable	248
	wlsxSwitchStationStatsTable	251
	wlsxAccessPointInfoGroup	254
	wlsxSwitchAccessPointTable.....	254
	wlsxSwitchGlobalAPTable.....	259
	wlsxSwitchAccessPointStatsTable	262
	wlsxSwitchTraps Group	268
	Switch Traps–Notifications	277
	Platform Traps.....	281
	IPv6 Authentication Traps.....	286
Chapter 12	System External	289
	wlsxSystemExtMIB	290
	wlsxSysExtProcessorTable	296
	wlsxSysExtStorageTable.....	297
	wlsxSysExtMemoryTable	300
	wlsxSysExtCardTable	302
	wlsxSysExtFanTable	307
	wlsxSysExtPowerSupplyTable.....	308
	wlsxSysExtSwitchListTable	310
	wlsxSysExtSwitchLicenseTable	313
	wlsxSysExtStorageTable.....	316
	wlsxSystemExtTableGenNumberGroup	319
Chapter 13	Textual Conventions	325
Chapter 14	Traps	343
	Trap Hierarchy	343
Chapter 15	User	427
	wlsxTotalNumOfUsers.....	428
	wlsxUserTable	428
	wlsxUserSessionTimeTable	443

	wlsxUserStatsGroup	444
Chapter 16	User6	447
	wlsxUser6AllInfoGroup.....	448
	wlsxUser6Table	448
	wlsxUser6SessionTimeTable	462
Chapter 17	Voice	465
	wlsxVoiceCdrTotal	467
	wlsxVoiceCdrTable	467
	Voice Call Center Group	475
	wlsxVoiceClientTotal	482
	wlsxVoiceClientTable	482
	wlsxVoiceAPBssidTotal	485
	wlsxVoiceAPBssidTable	486
Chapter 18	WLAN.....	493
	wlsxWlanAPGroupTable	496
	wlsxWlanAPTable	497
	wlsxWlanRadioTable	510
	wlsxWlanAPBssidTable	517
	wlsxWlanESSIDTable	524
	wlsxWlanESSIDVLANPoolTable	526
	wlsxWlanStationTable.....	527
	wlsxWlanAPStatsTable.....	534
	wlsxWlanAPRateStatsTable.....	543
	wlsxWlanAPDATypeStatsTable.....	582
	wlsxWlanAPFrameTypeStatsTable.....	585
	wlsxWlanAPPktSizeStatsTable.....	587
	wlsxWlanAPChStatsTable	589
	wlsxWlanStationStatsTable	597
	wlsxWlanStaRateStatsTable	604
	wlsxWlanStaDATypeStatsTable	621
	wlsxWlanStaFrameTypeStatsTable	623
	wlsxWlanStaPktSizeStatsTable	626
Chapter 19	SNMP MIBs Reference	631

Tables

Table 1	Conventions	14
Table 2	Frequently Used Acronyms.....	14
Table 3	MIB Node Identification - enterprise nodes.....	19
Table 4	MIB Keywords	21
Table 5	Limitations and Constraints	33
Table 6	AP Tables.....	37
Table 7	wlsrConfigTable OIDs	37
Table 8	Regulatory Domain.....	44
Table 9	wlsrChannelStatsTable OIDs.....	45
Table 10	wlsrChannelRateStatsTable OIDs	49
Table 11	wlsrChannelDTypeStatsTable OIDs	55
Table 12	wlsrChannelFrameTypeStatsTable OIDs.....	57
Table 13	wlsrChannelPktSizeStatsTable OIDs	59
Table 14	wlsrStaStatsTable OIDs	60
Table 15	wlsrStaRateStatsTable OIDs	67
Table 16	wlsrStaDTypeStatsTable OIDs	77
Table 17	wlsrStaFrameTypeStatsTable OIDs	79
Table 18	wlsrStaPktSizeStatsTable OIDs	82
Table 19	wlsrAirMonitorApListTable OIDs.....	85
Table 20	wlsrTrapsGroup OIDs	88
Table 21	wlsrTrapsGroup OIDs	92
Table 22	Authentication MIB Tables.....	104
Table 23	wlsxAAuthenticationServerTable OIDs.....	104
Table 24	wlsxPortalServerTable OIDs	109
Table 25	wlsxLdapServerStateTable.....	111
Table 26	ESI MIB Tables	113
Table 27	wlsxESIServerTable OIDs	114
Table 28	IF EXT Tables.....	117
Table 29	wlsxIfExtPortTable OIDs.....	118
Table 30	wlsxIfExtVLANTable OIDs.....	124
Table 31	wlsxIfExtVLANMemberTable OIDs.....	125
Table 32	wlsxIfExtVLANInterfaceTable OIDs130	127
Table 33	Mesh MIB Tables	131
Table 34	Mesh Node Table OIDs	132
Table 35	Mobility Objects.....	138
Table 36	wlsxMobilityDomainTable OIDs.....	138
Table 37	wlsxMobilityHomeAgentTable OIDs	139
Table 38	wlsxMobilityHostTable OIDs	141
Table 39	wlsxMobilityProxyStats OIDs	143
Table 40	wlsxMobilityProxyDHCPStats	145
Table 41	wlsxMobilityHASStats OIDs.....	147
Table 42	wlsxMobilityFAStats OIDs.....	150
Table 43	wlsxMobilityHAFARevocationStats.....	152
Table 44	Monitor MIB Tables	156

Table 45	wlsxMonApStatsTable OIDs.....	157
Table 46	wlsxMonAPRateStatsTable OIDs	164
Table 47	wlsxMonAPDTypeStatsTable OIDs	170
Table 48	wlsxMonAPHTRateStatsTable OIDs	175
Table 49	MonStationStats Table	177
Table 50	wlsxMonStaRateStatsTable OIDs	183
Table 51	MonStaDTypeStatsTable OIDs.....	195
Table 52	MonStaFrameTypeStatsTable OIDs.....	197
Table 53	wlsxMonStaPktSizeStatsTable OIDs	200
Table 54	wlsxMonAPIInfoTable OIDs.....	203
Table 55	wlsxMonStationInfoTable OIDs	207
Table 56	wlsxMonEventCountTable OIDs	211
Table 57	wlsxMonStationHTRateStatsTable OIDs.....	212
Table 58	SNR Tables	216
Table 59	wlsxAPSnrTable OIDs.....	216
Table 60	wlsxStaSnrTable OIDs.....	218
Table 61	wlsxAPSnrBSSIDTable.....	219
Table 62	wlsxStaSnrPhyTable OIDs	221
Table 63	System X Group MIB Objects	225
Table 64	wlsxSystemXGroup OIDs	226
Table 65	wlsxSwitchListTable OIDs	228
Table 66	wlsxSwitchLicenseTable OIDs.....	229
Table 67	wlsxSysXProcessorTable OIDs.....	232
Table 68	wlsxSysXStorageTable OIDs.....	234
Table 69	wlsxSysXMemoryTable OIDs	236
Table 70	wlsxSwitchUserTable OIDs	238
Table 71	wlsxSwitchUser6Table OIDs	242
Table 72	wlsxSwitchStationMgmtTable OIDs	248
Table 73	wlsxSwitchStationStatsTable OIDs.....	251
Table 74	wlsxAccessPointInfoGroup OIDs	254
Table 75	wlsxSwitchAccessPointTable OIDs.....	254
Table 76	wlsxSwitchGlobalAPTable OIDs.....	260
Table 77	wlsxSwitchAccessPointStatsTable OIDs.....	262
Table 78	wlsxSwitchTraps OIDs	268
Table 79	Switch Trap Notification OIDs.....	277
Table 80	System External Group Tables	290
Table 81	wlsxSysExtProcessorTable OIDs.....	296
Table 82	wlsxSysExtStorageTable OIDs.....	298
Table 83	wlsxSysExtCardTable	302
Table 84	wlsxSysExtFanTable OID.....	308
Table 85	wlsxSysExtPowerSupplyTable	309
Table 86	wlsxSysExtSwitchListTable OIDs	310
Table 87	wlsxSysExtSwitchLicenseTable OIDs.....	313
Table 88	wlsxSysExtStorageTable OIDs.....	316
Table 89	wlsxSysExtMemoryTable OIDs	318
Table 90	wlsxSystemExtTableGenNumberGroup OIDs.....	320
Table 91	wlsxTraps Object Group OIDs	344
Table 92	wlsx Trap Definitions Group OIDs.....	374
Table 93	User MIB Tables	427
Table 94	wlsxUserTable OIDs.....	428

Table 95	wlsxUserSessionTimeTable OIDs.....	443
Table 96	wlsxUserStatsGroup OIDs	444
Table 97	User6 MIB Tables.....	447
Table 98	wlsxUser6AllInfoGroup Objects.....	448
Table 99	wlsxUser6SessionTimeTable OIDs.....	463
Table 100	Voice MIB Objects	466
Table 101	wlxs Voice CDR Table OIDs	467
Table 102	Voice Call Center OIDs	475
Table 103	wlsx Voice Client Table OIDs.....	482
Table 104	wlsxVoiceAPBssidTable OIDs.....	486
Table 105	WLAN MIB Tables.....	495
Table 106	wlsxWlanMIB OIDs.....	496
Table 107	wlsxWlanAPGroupTable OIDs	496
Table 108	wlsxWlanAPTable OIDs	497
Table 109	wlsxWlanRadioTable OIDs	510
Table 110	wlsxWlanAPBssidTable OIDs	517
Table 111	wlsxWlanESSIDTableOBJECT OIDs.....	524
Table 112	wlsxWlanESSIDVLANPoolTable OIDs	526
Table 113	wlsxWlanStationTable OIDs.....	527
Table 114	wlsxWlanAPStatsTable OIDs	534
Table 115	wlsxWlanAPRateStatsTable OIDs.....	544
Table 116	wlsxWlanAPDATypeStatsTable OIDs.....	582
Table 117	wlsxWlanAPFrameTypeStatsTable OIDs	585
Table 118	wlsxWlanAPPktSizeStatsTable OIDs.....	587
Table 119	wlsxWlanAPChStatsTable OIDs	589
Table 120	wlsxWlanStationStatsTable OIDs.....	597
Table 121	wlsxWlanStaRateStatsTable OIDs	605
Table 122	wlsxWlanStaDATypeStatsTable OIDs	621
Table 123	wlsxWlanStaFrameTypeStatsTable OIDs	623
Table 124	wlsxWlanStaPktSizeStatsTable OIDs	626
Table 125	SNMP OIDs returned as sysObjectID for Dell Networks products.....	631
Table 126	SNMP OIDs for Aruba Enterprise MIB modules	631

Figures

Figure 1	High-Level MIB Hierarchy	20
Figure 2	CLI Interface	23
Figure 3	Graphical User Interface.....	24
Figure 4	CTS OIDs Relative to Dell	32
Figure 5	Access Point Air Module Hierarchy.....	36
Figure 6	Authorization Hierarchy	103
Figure 7	ESI Hierarchy	113
Figure 8	IF EXT Hierarchy	117
Figure 9	Mesh Hierarchy	131
Figure 10	Mobility Hierarchy.....	137
Figure 11	Monitor Hierarchy	155
Figure 12	SNR Hierarchy	215
Figure 13	Switch Hierarchy.....	225
Figure 14	Stem Ext Hierarchy.....	289
Figure 15	Trap Hierarchy	343
Figure 16	User Hierarchy	427
Figure 17	User6 Hierarchy.....	447
Figure 18	Voice Hierarchy	466
Figure 19	WLAN Hierarchy.....	494

An Overview of This Manual

This guide is geared toward network administrators and operators responsible for managing the Dell controller.

Contents

This guide provides information about ArubaOS MIBs. Unless otherwise stated in the following table, each chapter provides information about the hierarchy, OIDs, and descriptions of the statistical information the MIBs provide.

Chapter	Contents
Chapter 1 MIBs Overview	Introductory information about ArubaOS MIBs—hierarchy, relationship with SNMP, and Traps.
Chapter 2 Using MIBs	Information and tips about MIB files.
Chapter 3 AP and AM	Information about access points (AP) and air monitors (AM).
Chapter 4 Authentication	Information about authorization—network access.
Chapter 5 Controller Transport Service	Information about the Controller Transport Service (CTS)—synchronization of database and data sections.
Chapter 5 External Services Interface	Information about the ESI module of wireless management— redirecting traffic to filter or other network appliances.
Chapter 6 IF External	Information about interfaces—physical ports, configured VLANs, port memberships.
Chapter 7 Mesh	Information about Mesh topology.
Chapter 8 Mobility	Information about the ArubaOS subsystem—roaming agents.
Chapter 9 Monitor	Information about monitoring network traffic—transfer rate, errors, and so on.
Chapter 10 Signal Noise Ratio	Information about signal quality and packets—signal strength, number of packets.
Chapter 11 Switch	Information about switches, including storage and memory utilization, and the wireless stations associated with the access points.
Chapter 12 System External	Information about the utilization of system resources.
Chapter 13 Textual Conventions	Information about Textual Conventions (TC), which define many of the data formats used for Dell object types. TCs do not have OIDs.

Chapter	Contents
Chapter 14 Traps	Descriptions of traps, information that is delivered when an event occurs.
Chapter 15 User	Information about users—parties connected to the switch.
Chapter 16 User6	Information about IPv6 users—parties connected to the switch that are using IPv6
Chapter 17 Voice	Information about Voice over IP—call status and call details.
Chapter 18 WLAN	Information about wide local area network (WLAN).
Chapter 19 SNMP MIBs Reference	Reference—list of SNMP MIBs and associated OIDs.

Related Documents

The complete documentation set for ArubaOS 5.0 software release are:

- *Dell PowerConnect ArubaOS 5.0 MIB Reference Guide (this guide)*
- *Dell PowerConnect ArubaOS 5.0 Quick Start Guide*
- *Dell PowerConnect ArubaOS 5.0 User Guide*
- *Dell PowerConnect ArubaOS 5.0 CLI Reference Guide*
- *Dell PowerConnect ArubaOS 5.0 Release Notes*
- *Dell PowerConnect ArubaOS Documentation Pointer*

Text Conventions

Table 1 presents the conventions used throughout this manual to emphasize important concepts:

Table 1 *Conventions*

Type Style	Description
<i>Italics</i>	This style is used to emphasize important terms and to mark the titles of books.
System items	This fixed-width font depicts the following: Sample screen output, System prompts, Filenames, software devices, and certain commands when mentioned in the text.
Commands	In the command examples, this bold font depicts text that the user must type exactly as shown.

Frequently Used Acronyms

Table 2 defines frequently used acronyms.

Table 2 *Frequently Used Acronyms*

Acronym	Definition
3DES	Triple DES
ACL	Access Control List

Table 2 *Frequently Used Acronyms (Continued)*

Acronym	Definition
ADP	ArubaOS Discovery Protocol
AM	Air Monitor
AP	Access Point
ARM	Adaptive Radio Management
BSSID	Basic Service Set Identifier
CA	Certificate Authority
CAC	Call Admission Control
CHAP	Challenge Handshake Authentication Protocol
CLI	Command Line Interface
CRL	Certificate Revocation List
CSA	Channel Switch Announcement
CSR	Certificate Signing Request
CW	Contention Window
DA	Destination Address
DES	Data Encryption Standard
DHCP	Dynamic Host Configuration Protocol
DNS	Domain Name Service
DOS	Denial of Service
DPD	Dead Peer Detection
DSS	Direct Spread Spectrum
EAP	Extensible Authentication Protocol
EDCA	Enhanced Distributed Channel Access
EIRP	Effective Isotropic Radiated Power
ESI	External Services Interface
ESSID	Extended Service Set Identifier
GRE	Generic Routing Encapsulation
GUI	Graphical User Interface
HAT	Home Agent Table
HT	High Throughput
IAS	Internet Authentication Service
IDS	Intrusion Detection System
IGMP	Internet Group Management Protocol
IKE	Internet Key Exchange
IP	Internet Protocol

Table 2 *Frequently Used Acronyms (Continued)*

Acronym	Definition
IV	Initialization Vectors
kB	Kilobyte
LAN	Local Area Network
LDAP	Lightweight Directory Access Protocol
LI	Listening Interval
MAC	Media Access Control
MB	Megabyte
MCHAP	Microsoft Challenge Handshake Authentication Protocol
MIB	Management Information Base
NAS	Network Address Server
NAT	Network Address Translation
NIC	Network Interface Card
NTP	Network Time Protocol
OFDM	Orthogonal Frequency Division Multiplexing
OID	Object Identifier
OUI	Organizational Unit Identifier
PAP	Password Authentication Protocol
PEAP	Protected EAP
PEF	Policy Enforcement Firewall
PIN	Personal Identification Number
PoE	Power over Ethernet
PPTP	Point-to-Point Tunneling Protocol
PSK	Pre-Shared Key
QoS	Quality of Service
RADIUS	Remote Authentication Dial In User Service
RAP	Remote Access Point
RF	Radio Frequency
RMON	Remote Monitor
RSA	Rivest-Shamir-Aldeman (encryption algorithm)
SIP	Session Initiation Protocol
SNMP	Simple Network Management Protocol
SSH	Secure Shell
SSID	Service Set Identifier
TIM	Traffic Indication Map

Table 2 *Frequently Used Acronyms (Continued)*

Acronym	Definition
TLS	Transport Layer Security
ToS	Type of Service
TSPEC	Traffic Specification
VLAN	Virtual Local Area Network
VoIP	Voice over IP
VPN	Virtual Private Network
VRRP	Virtual Router Redundancy Protocol
VSA	Vendor Specific Attributes
WEP	Wired Equivalent Protocol
WINS	Windows Internet Naming Service
WLAN	Wireless Local Area Network
WMM	Wireless MultiMedia / Wi-Fi Multimedia
WMS	WLAN Management System
WPA	Wi-Fi Protected Access

Contacting Support

Web Site Support	
Main Site	http://www.dell.com
Support Site	http://www.support.dell.com
Documentation Site	http://www.support.dell.com/manuals

This chapter provides an overview of the ArubaOS Enterprise MIBs in the following sections:

- MIBs
- SNMP
- Traps

MIBs

A Management Information Base (MIB) is a virtual database that contains information that is used for network management. Each managed device contains MIBs that define the properties of that device. A separate MIB is provided for each defined property, such as the group of physical ports that are assigned to a VLAN or the statistical data of packets that are transferred at a specific rate.

MIB objects, such as a MIB table or a specific element of data in a MIB table, are identified with Object Identifiers (OIDs). The OIDs are designated by text strings and integer sequences.

The hardware MIBs are assigned under the Dell organization code, while all others are under the Aruba organization code. For example, *Dell* and *1.3.6.1.4.1.674* both represent the private enterprise node *Aruba*, as shown in [Figure 1 on page 20](#).

Dell is the parent of the proprietary MIBs that are supported on Dell PowerConnect Mobility Controllers.

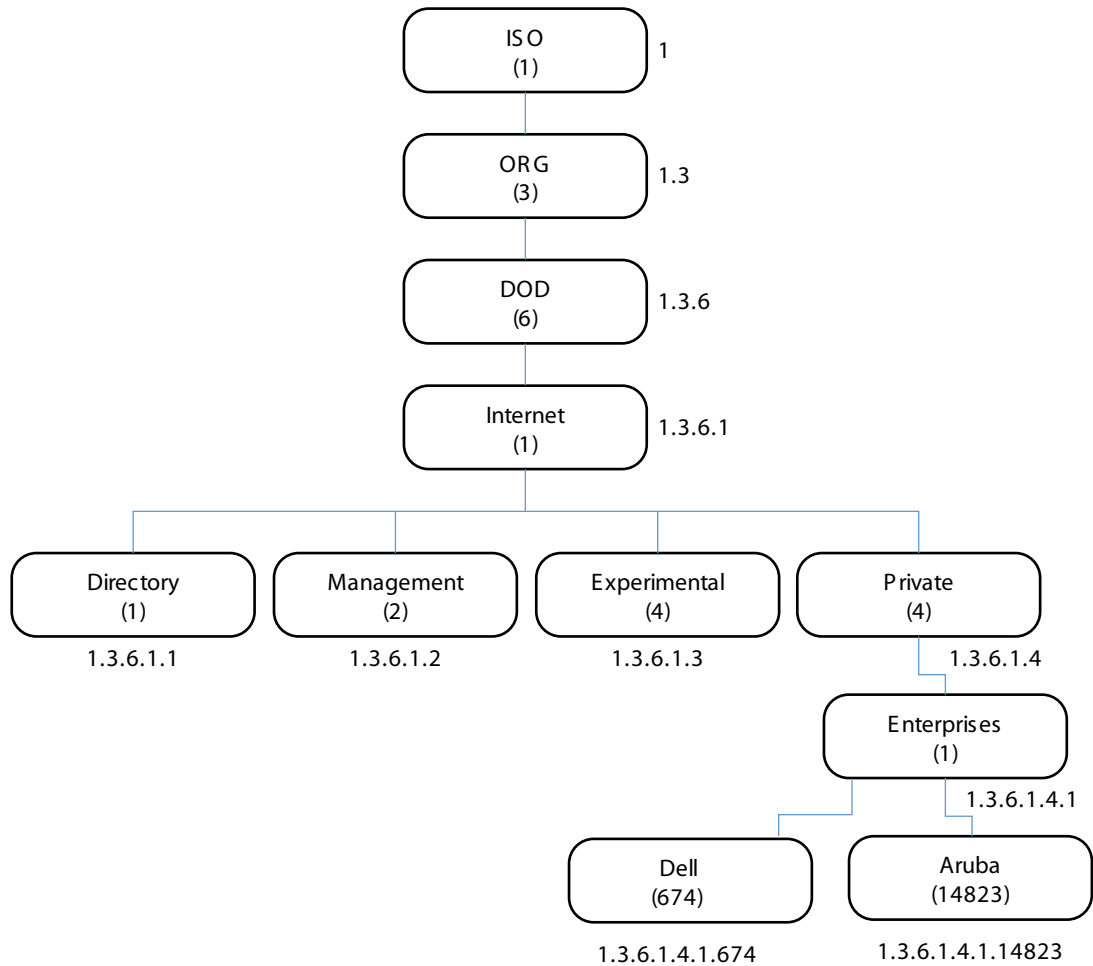
The numerical string lists the nodes of the enterprise MIB hierarchy, as shown in [Table 3](#).

Table 3 MIB Node Identification - enterprise nodes

Integer	String	Name
1	1	OSI
3	1.3	ORG
6	1.3.6	DOD
1	1.3.6.1	Internet
4	1.3.6.1.4	Private
1	1.3.6.1.4.1	Enterprise
674	1.3.6.1.4.1.674	Dell

[Figure 1](#) illustrates the high-level hierarchy of the MIBs. This document only covers the enterprise MIBs, objects designed to specifically support Dell devices. Standard MIBs are not covered.

Figure 1 High-Level MIB Hierarchy



MIB is one of the elements of Simple Network Management Protocol (SNMP), which is used to manage network devices. To deliver information between devices, every object referred to in an SNMP message must be listed in the MIB. If a component of a device is not described in a MIB, that component cannot be recognized by SNMP—there is no information for SNMP managers and SNMP agents to exchange.

The information provided by a MIB is a file that describes network elements with numerical strings. This information is compiled into readable text by the SNMP manager. For information about reading MIB text files, see [“Reading MIB Files” on page 28](#).

SNMP

Three significant elements of SNMP are Managers, Agents, and MIBs.

- Managers (software application) are consoles that are used to communicate with and manage devices that support SNMP Agents. Managers collect information by polling Agents. Managers can also be used to send configuration updates or send controlling requests to actively manage a network device.
- Agents (software application) provide information from the network devices to the Managers. Network devices include workstations, routers, microwave radios, and other network components. Agents are embedded in the controller firmware, unlike some devices such as servers that require the agent to be installed separately.

- MIBs are used for communication between the Managers and the Agents. The OIDs of the MIBs enable the Managers and Agents to communicate specific data requests and data returns.
- To ensure functionality with SNMP, MIB objects must be defined with the proper *keywords*, as shown in Table 4.

ArubaOS Enterprise MIBs support SNMPv1, SNMPv2, and SNMPv3.

Table 4 MIB Keywords

Keyword	Description
Sequence	The sequence of objects of the MIB. This keyword is used mostly with entry MIB objects to list the MIB objects that exchange information.
Syntax	Textual conventions, such as <i>Integer32</i> .
Max-Access	Defines the object accessibility: <i>read-only</i> : can be retrieved but not modified <i>read-write</i> : can be retrieved and modified <i>not-accessible</i> : cannot be retrieved; it is for internal (device) use only <i>accessible-for-notify</i> : can be retrieved when a trap message (notification) is sent
Status	Defines the status of the object: <i>current</i> : up to date <i>deprecated</i> : obsolete, and to be phased out in the future
Description	A text string that describes the object.



Note: History may be included in some MIB tables—it lists in which ArubaOS release the MIB was updated or otherwise changed.

Traps

An event is a change on a network device, such as a change in value that crosses threshold. Some events are categorized as alarms, other events only provide information. When an event occurs on a network device, SNMP notifications are sent out as traps or information requests.

- Traps are unconfirmed notifications—the receiver does not acknowledge to the sender that the information was received.
- Inform requests are confirmed notifications—the receiver acknowledges to the sender that the information was received.

Following are descriptions of trap types.

- **Discrete Alarm Inputs**
 These traps, also known as digital inputs or contact closures, are used for monitoring equipment failures, intrusion alarms, beacons, and flood and fire detectors.
- **Analog Alarm Inputs**
 Analog alarms measure characteristics that can affect equipment performance—variable levels of voltage or current, temperature, humidity, and pressure.
- **Ping Alarms**
 Ping alarms are used to ping network devices at regular intervals. If a device fails to respond, an alarm (SNMP trap) will be sent.
- **Control Relays**
 Relay outputs enable operating remote site equipment.

- Terminal Server Function

The terminal server function enables connection to remote-site serial devices. For example, device connection to serial ports enables telnet access via LAN.

ArubaOS traps are described in the following chapter and sections.

- [“Traps” on page 343](#)
- [“wlsrTrapObjectsGroup” on page 88](#)
- [“wlsrTrapsGroup” on page 92](#)
- [“wlsxSwitchTraps Group” on page 268](#)
- [“Switch Traps–Notifications” on page 277](#)
- [“Platform Traps” on page 281](#)
- [“IPv6 Authentication Traps” on page 286](#)

This chapter provides information on and examples of using MIBs.

- Downloading MIB Files
- Monitoring WLAN Health
- Reading MIB Files
- SNMP File
- HP OpenView
- MIB Limitations

Downloading MIB Files

The most recent Dell MIB files are available for registered customers at:

<http://www.support.dell.com>

For assistance to set up an account and access files, please contact customer service. See “” on page 17.

Monitoring WLAN Health

This section lists SNMP MIBs that are frequently used to run health checks on Dell devices, which can be performed through a MIB browser application. To retrieve information from a MIB, the following information is required:

- SNMP version
- SNMP community name—*public* or *private*
- The IP Address of the Dell Mobility Controller
- The OID of the MIB value you want to monitor

In addition, MIB files can be placed in the appropriate disk location to assist the user in locating desired OID values for monitoring. If MIB files need to be acquired, see [Downloading MIB Files](#), above.

It is assumed that the workstation is connected to the Dell controller and that a MIB browser is available. For most applications, the *root* of the MIB must be included in the OID—the OID begins with a decimal point as shown below.

```
.1.3.6.1.4.1.674.2.2.1.1.2.1
```

MIB Browsers

If using an application that is run through CLI (a *cmd* window), the command would resemble the following:

```
snmpget -v 2c -c <community name> <controller IP address><MIB OID>
```

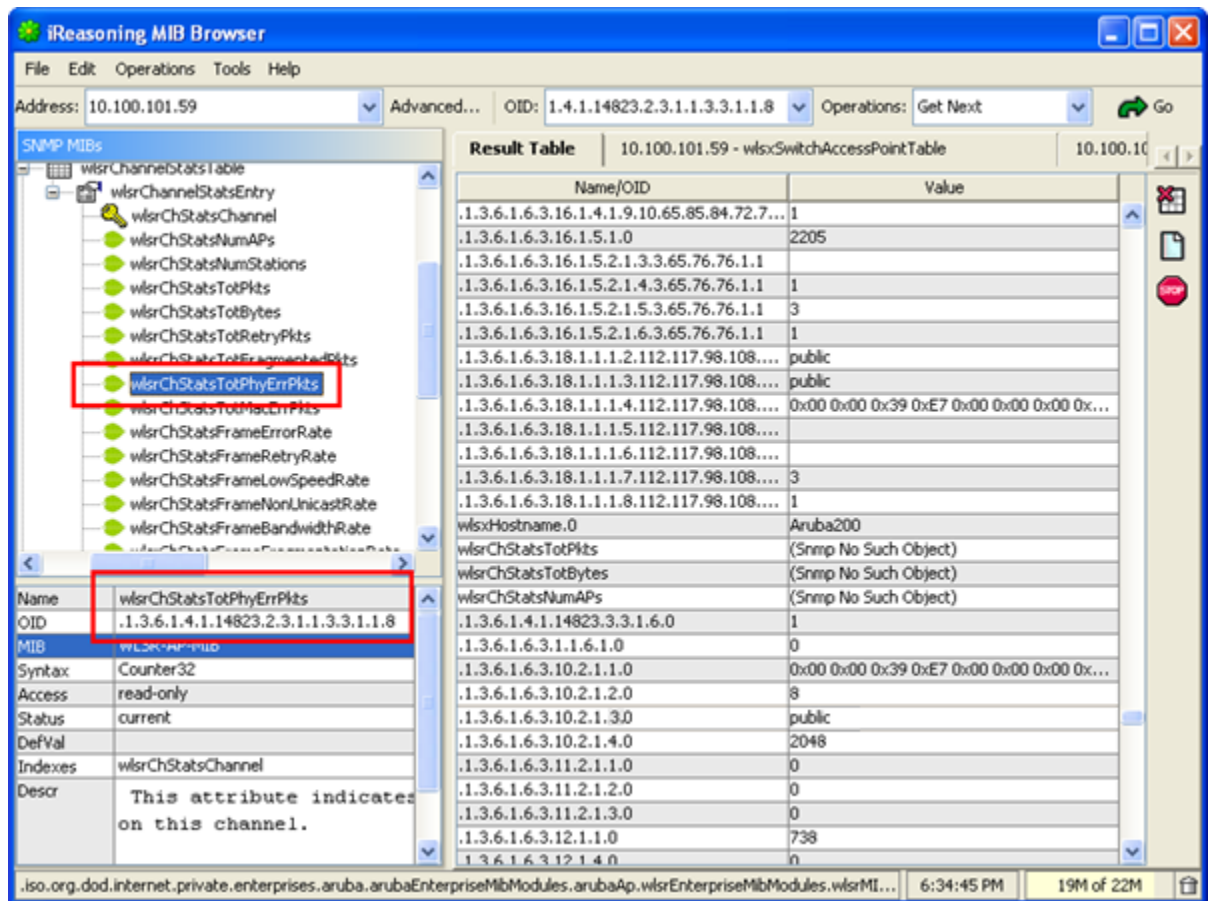
[Figure 2](#) shows an example of submitting a command to obtain information.

Figure 2 CLI Interface

```
C:\usr\bin>snmpget -v 2c -c public 10.100.101.59 .1.3.6.1.4.1.14823.2.2.1.1.1.1
WLSX-SWITCH-MIB::wlsxHostName = GLOBALS: Aruba200
```

Figure 3 shows how information may be obtained through a graphical user interface (GUI). The user interface and the available features vary by application.

Figure 3 Graphical User Interface



WLAN Health Information

This sections lists frequently used MIBs for system health checks. Examples of executing a command via CLI are also provided. Health check information can be acquired through other MIB browsers, as described in “MIB Browsers” on page 23

- Number of Current Authentications per AP
- Number of Current APs per Controller
- Number of Down APs per Controller
- Number of Successful 802.1x Authentications
- Number of Rogue APs per Controller—Count per Building
- Number of Interfering APs per Controller
- Noise Level per AP
- AP Information from Master Controller
- Information from Any AP
- Frame Retry Rate per AP BSSID
- Frame Retry Rate per AP Channel
- Frame Low-Speed Rate per AP Channel
- Frame Receive Errors per AP Channel
- Total Current Channel Bandwidth (kbps) per AP
- Tx Packets per AP BSSID (32-bit counter)
- Tx Bytes per AP BSSID (32-bit counter)
- Rx Packets per AP BSSID (32-bit counter)
- Rx Bytes per AP BSSID (32-bit counter)
- Total Bandwidth per AP BSSID (kbps)
- Free Memory

- Frame Low-Speed Rate per AP BSSID
- SNR of Wireless Devices per AP
- Frame Receive Error Rate per AP BSSID
- SNR of APs

Number of Current Authentications per AP

wlsxSwitchUserTable .1.3.6.1.4.1.14823.2.2.1.1.2.1

```
snmpwalk -v 2c -m ALL -c <community name> <controller IP addr>
.1.3.6.1.4.1.14823.2.2.1.1.2.1 | grep -c <AP Location ID x.y.z>
```

Number of Current APs per Controller

wlsxSwitchTotalNumAccessPoints .1.3.6.1.4.1.14823.2.2.1.1.3.1

```
snmpget -v 2c -m ALL -c <community name> <Local controller IP>
.1.3.6.1.4.1.14823.2.2.1.1.3.1
```

Number of Down APs per Controller

globalAPState .1.3.6.1.4.1.14823.2.2.1.1.3.4.1.6

```
snmpwalk -v 2c -m ALL -c <community name> <Master controller IP addr>
.1.3.6.1.4.1.14823.2.2.1.1.3.4.1.6 | grep -c 'INTEGER: 2'
```

Number of Successful 802.1x Authentications

wlsxSwitchUserTable .1.3.6.1.4.1.14823.2.2.1.1.2.1

To list the current dot1x users, enter:

```
snmpwalk -v 2c -m ALL -c <community name> <controller IP addr>
.1.3.6.1.4.1.14823.2.2.1.1.2.1 | grep -c "<dot1x>"
```

Number of Rogue APs per Controller—Count per Building

wlsrAmRAPType .1.3.6.1.4.1.14823.2.3.1.1.4.1.1.6

```
snmpwalk -v 2c -m ALL -c <community name> <AP IP addr>
.1.3.6.1.4.1.14823.2.3.1.1.4.1.1.6 | grep -c "unsecure"
```

Number of Interfering APs per Controller

wlsrAmRAPType .1.3.6.1.4.1.14823.2.3.1.1.4.1.1.6

```
snmpwalk -v 2c -m ALL -c <community name> <AP IP addr>
.1.3.6.1.4.1.14823.2.3.1.1.4.1.1.6 | grep -c "interfering"
```

Noise Level per AP

apChannelNoise .1.3.6.1.4.1.14823.2.2.1.1.3.3.1.13

```
snmpwalk -v 2c -c <community name> <controller IP addr>
.1.3.6.1.4.1.14823.2.2.1.1.3.3.1.13 | grep "<ap bssid in decimal format>"
```

AP Information from Master Controller

wlsxSwitchGlobalAPTable .1.3.6.1.4.1.14823.2.2.1.1.3.4

The following command retrieves the BSSIDs and local controller IP of each AP.

```
snmpwalk -v 2c -m ALL -c <community name> <Master controller IP addr>
.1.3.6.1.4.1.14823.2.2.1.1.3.4
```

Information from Any AP

wlsrConfigTable .1.3.6.1.4.1.14823.2.3.1.1.1.1

The following information can be retrieved from an AP:

Current configuration of SSID, Mode, Current Channel, Tx-Power, RTS Threshold, Retry Limit, Preamble, Beacon Interval, Power Mgmt, Load Balance, Supported Rates, DTIM Period, LMS Address, Encryption, Status, Ageout, MTU, Location, Hide SSID, Deny Broadcast, BG mode, Radio Chipset, Regulatory Domain, Country Code, and Tx Rates.

```
snmpwalk -v 2c -m ALL -c <community name> <AP IP addr> .1.3.6.1.4.1.14823.2.3.1.1.1.1
```

Frame Retry Rate per AP BSSID

apBSSFrameRetryRate .1.3.6.1.4.1.14823.2.2.1.1.3.5.1.13

```
snmpwalk -v 2c -c <community name> <controller IP addr>
.1.3.6.1.4.1.14823.2.2.1.1.3.5.1.13 | grep "<ap bssid in decimal format>"
```

Frame Low-Speed Rate per AP BSSID

apBSSFrameLowSpeedRate .1.3.6.1.4.1.14823.2.2.1.1.3.5.1.14

```
snmpwalk -v 2c -c <community name> <controller IP addr>
.1.3.6.1.4.1.14823.2.2.1.1.3.5.1.14 | grep "<ap bssid in decimal format>"
```

Frame Receive Error Rate per AP BSSID

apBSSFrameReceiveErrorRate .1.3.6.1.4.1.14823.2.2.1.1.3.5.1.17

```
snmpwalk -v 2c -c <community name> <controller IP addr>
.1.3.6.1.4.1.14823.2.2.1.1.3.5.1.17 | grep "<ap bssid in decimal format>"
```

Frame Retry Rate per AP Channel

apChannelFrameRetryRate .1.3.6.1.4.1.14823.2.2.1.1.3.5.1.3

```
snmpwalk -v 2c -c <community name> <controller IP addr>
.1.3.6.1.4.1.14823.2.2.1.1.3.5.1.3 | grep "<ap bssid in decimal format>"
```

Frame Low-Speed Rate per AP Channel

apChannelFrameLowSpeedRate .1.3.6.1.4.1.14823.2.2.1.1.3.5.1.4

```
snmpwalk -v 2c -c <community name> <controller IP addr>
.1.3.6.1.4.1.14823.2.2.1.1.3.5.1.4 | grep "<ap bssid in decimal format>"
```

Frame Receive Errors per AP Channel

This information is available from any Dell controller.

apChannelFrameReceiveErrorRate .1.3.6.1.4.1.14823.2.2.1.1.3.5.1.7

```
snmpwalk -v 2c -c <community name> <controller IP addr>
.1.3.6.1.4.1.14823.2.2.1.1.3.5.1.7 | grep "<ap bssid in decimal format>"
```

Total Current Channel Bandwidth (kbps) per AP

apChannelBwRate .1.3.6.1.4.1.14823.2.2.1.1.3.5.1.2

```
snmpwalk -v 2c -c <community name> <controller IP addr>
.1.3.6.1.4.1.14823.2.2.1.1.3.5.1.2 | grep "<ap bssid in decimal format>"
```

Tx Packets per AP BSSID (32-bit counter)

apBSSTxPackets .1.3.6.1.4.1.14823.2.2.1.1.3.5.1.8

```
snmpwalk -v 2c -c <community name> <controller IP addr>
.1.3.6.1.4.1.14823.2.2.1.1.3.5.1.8 | grep "<ap bssid in decimal format>"
```

Tx Bytes per AP BSSID (32-bit counter)

apBSSTxBytes .1.3.6.1.4.1.14823.2.2.1.1.3.5.1.9

```
snmpwalk -v 2c -c <community name> <controller IP addr>
.1.3.6.1.4.1.14823.2.2.1.1.3.5.1.9 | grep "<ap bssid in decimal format>"
```

Rx Packets per AP BSSID (32-bit counter)

apBSSRxPackets .1.3.6.1.4.1.14823.2.2.1.1.3.5.1.10

```
snmpwalk -v 2c -c <community name> <controller IP addr>
.1.3.6.1.4.1.14823.2.2.1.1.3.5.1.10 | grep "<ap bssid in decimal format>"
```

Rx Bytes per AP BSSID (32-bit counter)

apBSSRxBytes .1.3.6.1.4.1.14823.2.2.1.1.3.5.1.11

```
snmpwalk -v 2c -c <community name> <controller IP addr>
.1.3.6.1.4.1.14823.2.2.1.1.3.5.1.11 | grep "<ap bssid in decimal format>"
```

Total Bandwidth per AP BSSID (kbps)

apBSSBwRate .1.3.6.1.4.1.14823.2.2.1.1.3.5.1.12

```
snmpwalk -v 2c -c <community name> <controller IP addr>
.1.3.6.1.4.1.14823.2.2.1.1.3.5.1.12 | grep "<ap bssid in decimal format>"
```

Free Memory

sysXMemoryFree .1.3.6.1.4.1.14823.2.2.1.1.11.1.4

```
snmpget -v 2c -m ALL -c <community name> <controller IP addr>
.1.3.6.1.4.1.14823.2.2.1.1.11.1.4.1
```

SNR of Wireless Devices per AP

staSignalToNoiseRatio .1.3.6.1.4.1.14823.2.2.1.1.2.2.1.7

```
snmpwalk -v 2c -c <community name> <controller IP addr>
.1.3.6.1.4.1.14823.2.2.1.1.2.2.1.7 | grep "<ap bssid in decimal format>"
```

SNR of APs

apSignalToNoiseRatio .1.3.6.1.4.1.14823.2.2.1.1.3.3.1.14

```
snmpwalk -v 2c -c <community name> <controller IP addr>
.1.3.6.1.4.1.14823.2.2.1.1.3.3.1.14 | grep "<ap bssid in decimal format>"
```

Reading MIB Files

This section describes how to interpret the basic components of a MIB file. To determine the OIDs, viewing the file `snmp.h` may be necessary, which is described in [“SNMP File” on page 32](#). For additional information about MIB files, see [“MIBs” on page 19](#). For a listing of SNMP MIB OIDs, see [Chapter 19, “SNMP MIBs Reference” on page 631](#).

MIB files describe a specific component of a network device. The files are numerical strings that are converted to ASCII text by the compiler of the SNMP manager. A word processor or text editor can be used to open the ASCII file. The contents of an example ArubaOS enterprise MIB file, *aruba-cts.my*, are described below.

Opening Line

Following is the opening line, the beginning of the MIB file.

```
WLSX-CTS-MIB DEFINITIONS ::= BEGIN
```

Imports

The `Imports` section lists the objects that are defined in external ASN.1 files and are used in the current MIB file.

```
IMPORTS
    TEXTUAL-CONVENTION,
    MODULE-IDENTITY,
    OBJECT-TYPE,
    snmpModules,
    Integer32,
    Unsigned32,
    Counter32,
    IPAddress,
    NOTIFICATION-TYPE
    FROM SNMPv2-SMI

    TDomain,
    DisplayString,
    PhysAddress,
```

```

TAddress,
TimeInterval,
RowStatus,
StorageType,
TestAndIncr,
MacAddress,
TruthValue
    FROM SNMPv2-TC

OBJECT-GROUP
    FROM SNMPv2-CONF

```

Inheritance

This section shows the vendor of the MIB and the inheritance, and provides an overall description.

A significant part of inheritance is the OID. The entire OID is not listed for each MIB object—instead, the parent of the object is shown. The tree for the CTS MIB is illustrated in [Figure 4 on page 32](#). The OID can be determined from the parent object as follows.

`wlsxEnterpriseMibModules` is the parent object of the CTS MIB—its OID is 1.3.6.1.4.1.14823.2.2.1.

`wlsxCtsMIB MODULE-IDENTITY` shows `wlsxEnterpriseMibModules 11`, which indicates 11 is appended to the OID of `wlsxEnterpriseMibModules`. The resultant OID is 1.3.6.1.4.1.14823.2.2.1.11.

`wlsxCtsOpGroup OBJECT IDENTIFIER ::= { wlsxCtsMIB 1 }` indicates the OID is 1.3.6.1.4.1.14823.2.2.1.11.1.

`wlsxCtsRequestTable OBJECT-TYPE` shows `wlsxCtsOpGroup 1`, which indicates the OID is 1.3.6.1.4.1.14823.2.2.1.11.1.1.

All MIBs and their related OIDs are listed in the `snmp` file of ArubaOS. For more information, see [“SNMP File” on page 32](#).

```

wlsxEnterpriseMibModules
FROM ARUBA-MIB;

```

Identity

Identity is the opening description of the MIB. The information includes contact information for the vendor and a general description of the MIB.

```

wlsxCtsMIB MODULE-IDENTITY
    LAST-UPDATED "0609240301Z"
    ORGANIZATION "Aruba Wireless Networks"
    CONTACT-INFO
        "Postal:    1322 Crossman Avenue
            Sunnyvale, CA 94089
        E-mail:    dl-support@arubanetworks.com
        Phone:    +1 408 227 4500"
    DESCRIPTION
        "This MIB module defines MIB objects which provide
        information about the Controller Transport Service (Cts) in the
        Dell controller."
    REVISION      "0609240301Z"
    DESCRIPTION
        "The initial revision."
    ::= { wlsxEnterpriseMibModules 11 }

```

MIB Modules

MIB objects can be placed in logical groups, [Group](#) and [Table](#). One MIB file can consist of multiple groups. A group typically contains at least one table. The table lists the MIB objects that contain the information that is exchanged.

The first object of a table is an [Entry](#). The keyword `SEQUENCE` lists the objects of the table that contain device information. Each subsequent object ([Informative MIB Objects](#)) inherits the OID of the Entry, and contains information sorted by keywords: Syntax, Access, Status, Description. For details about keywords, see [“MIBs” on page 19](#).

The OID of the Entry is `wlsxCtsRequestEntry` is `wlsxCtsRequestTable 1`, which represents `1.3.6.1.4.1.14823.2.2.1.11.1.1.1`. The OIDs of the subsequent objects of this table are appended increments of the Entry OID. For example, the OID of `wlsxCtsIndex` is `wlsxCtsRequestEntry 1`, which represents `1.3.6.1.4.1.14823.2.2.1.11.1.1.1.1`.

Group

```
wlsxCtsOpGroup      OBJECT IDENTIFIER ::= { wlsxCtsMIB 1 }
```

Table

```
wlsxCtsRequestTable OBJECT-TYPE
SYNTAXSEQUENCE OF WlsxCtsRequestEntry
MAX-ACCESSnot-accessible
STATUScurrent
DESCRIPTION
"
"
 ::= { wlsxCtsOpGroup 1 }
```

Entry

```
wlsxCtsRequestEntry OBJECT-TYPE
SYNTAX WlsxCtsRequestEntry
MAX-ACCESS not-accessible
STATUScurrent
DESCRIPTION
" "
INDEX { wlsxCtsIndex }
 ::= { wlsxCtsRequestTable 1 }
```

```
WlsxCtsRequestEntry ::=
SEQUENCE
{
wlsxCtsIndexInteger32,
wlsxCtsOpcodeDisplayString,
wlsxCtsCookieDisplayString,
wlsxCtsURLDisplayString,
wlsxCtsFlagsBITS,
wlsxCtsStatusRowStatus
}
```

Informative MIB Objects

```
wlsxCtsIndex OBJECT-TYPE
SYNTAX Integer32
MAX-ACCESS not-accessible
STATUScurrent
```

```
DESCRIPTION
"
CTS transport index
0 - Config Sync
1 - Counters Sync
2 - RF Plan Sync
"
 ::= { wlsxCtsRequestEntry 1 }
```

```
wlsxCtsOpcode OBJECT-TYPE
SYNTAX DisplayString
MAX-ACCESS read-write
STATUS current
DESCRIPTION
"
CTS operation opcode
"
 ::= { wlsxCtsRequestEntry 2 }
```

```
wlsxCtsStatus OBJECT-TYPE
SYNTAX RowStatus
MAX-ACCESS read-write
STATUS current
DESCRIPTION
"
CTS row status
"
 ::= { wlsxCtsRequestEntry 6 }
```

Closing Line

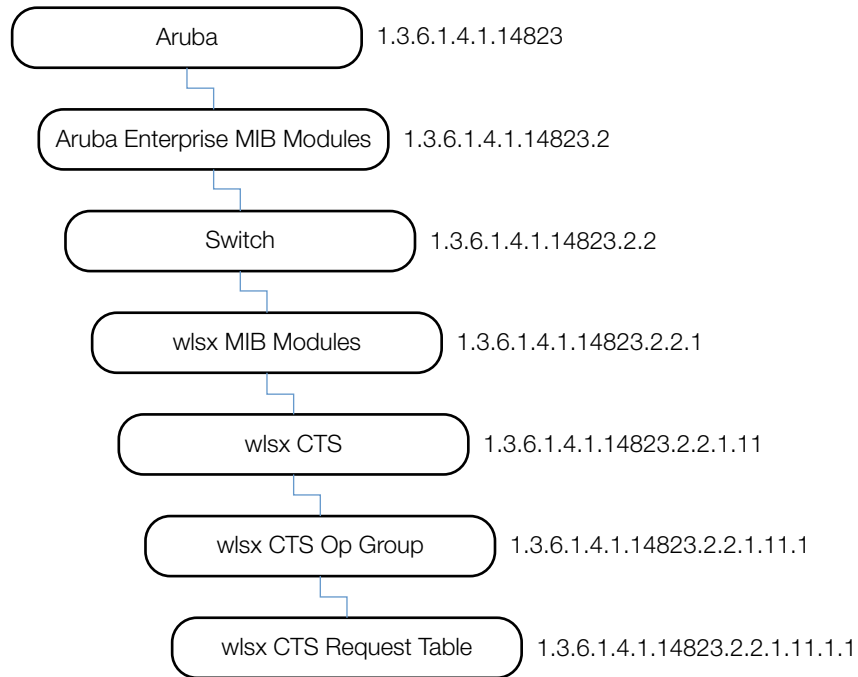
Following is the closing line—the end of the MIBs file.

```
END
```

OID Flow Chart

Figure 4 illustrates the tree of the CTS MIB, relative to the Dell MIB.

Figure 4 CTS OIDs Relative to Dell



SNMP File

The `snmp.h` file lists the OIDs of all MIBs. Following are sections from `snmp.h` that show the complete OID of each of the Controller Transport Service (CTS) MIB elements. The list starts from the ancestral parent `iso`.

The SNMP file with all Dell MIBs is listed in [Chapter 19, “SNMP MIBs Reference”](#) on page 631.

All ArubaOS MIBs inherit their OIDs from the Dell MIB node. The following rows list the MIBs that precede CTS, starting from `iso`.

```
{ "iso",                HASHNEXT("1") },
{ "org",                HASHNEXT("1.3") },
{ "dod",               HASHNEXT("1.3.6") },
{ "internet",         HASHNEXT("1.3.6.1") },
{ "private",          HASHNEXT("1.3.6.1.4") },
{ "enterprises",      HASHNEXT("1.3.6.1.4.1") },
{ "aruba",            HASHNEXT("1.3.6.1.4.1.14823") },
{ "arubaEnterpriseMibModules", HASHNEXT("1.3.6.1.4.1.14823.2") },
{ "switch",           HASHNEXT("1.3.6.1.4.1.14823.2.2") },
```



```
{ "wlsxEnterpriseMibModules", HASHNEXT("1.3.6.1.4.1.14823.2.2.1") },
```

The following rows list the CTS MIB OIDs.

```
{ "wlsxCtsMIB", HASHNEXT("1.3.6.1.4.1.14823.2.2.1.11") },
{ "wlsxCtsOpGroup", HASHNEXT("1.3.6.1.4.1.14823.2.2.1.11.1") },
{ "wlsxCtsRequestTable", HASHNEXT("1.3.6.1.4.1.14823.2.2.1.11.1.1") },
{ "wlsxCtsRequestEntry", HASHNEXT("1.3.6.1.4.1.14823.2.2.1.11.1.1.1") },
{ "wlsxCtsIndex", HASHNEXT("1.3.6.1.4.1.14823.2.2.1.11.1.1.1.1")},
{ "wlsxCtsOpcode", HASHNEXT("1.3.6.1.4.1.14823.2.2.1.11.1.1.1.2")},
{ "wlsxCtsCookie", HASHNEXT("1.3.6.1.4.1.14823.2.2.1.11.1.1.1.3")},
{ "wlsxCtsURL", HASHNEXT("1.3.6.1.4.1.14823.2.2.1.11.1.1.1.4")},
{ "wlsxCtsFlags", HASHNEXT("1.3.6.1.4.1.14823.2.2.1.11.1.1.1.5")},
{ "wlsxCtsStatus", HASHNEXT("1.3.6.1.4.1.14823.2.2.1.11.1.1.1.6")},
```

HP OpenView

To install the Dell module for HP OpenView, log in as the root user and execute the following script:

```
# $OV_CONTRIB/NNM/Dell/install
```

MIB Limitations

Following are the known limitations and constraints of ArubaOS MIBs.

Table 5 *Limitations and Constraints*

MIB	Module	Limitation
Switch	wlsxSwitchListTable	Information can only be queried from the master switch—only the table of the master switch is populated. If a local switch is queried, an empty table will be returned.
Switch	wlsxSwitchGlobalAPTable	Information can only be queried from the master switch—only the table of the master switch is populated. If a local switch is queried, an empty table will be returned.
Textual Conventions	<i>All objects</i>	Textual conventions objects do not include object identification (OID).



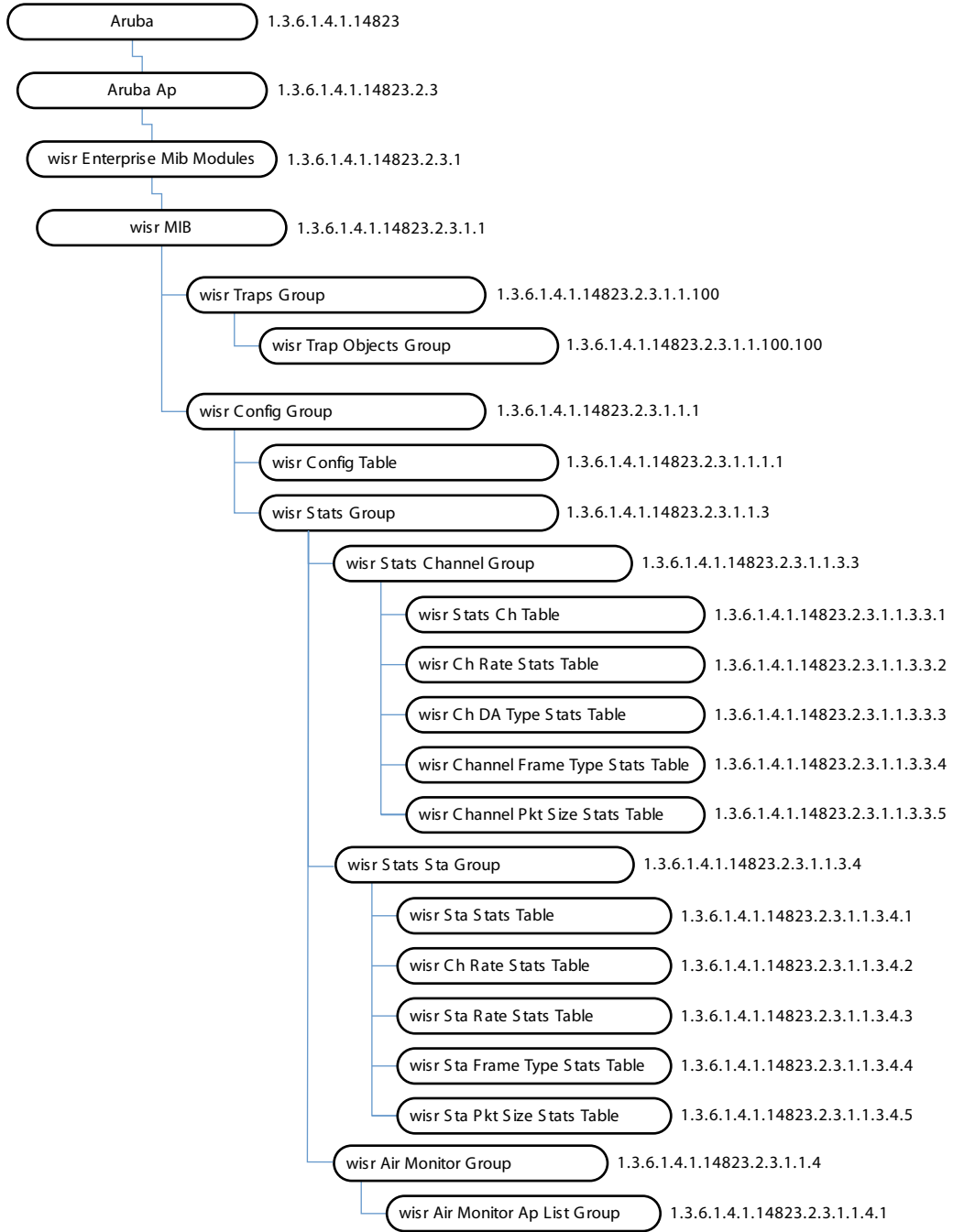
Note: All MIB tables in this chapter have been deprecated and are no longer supported.

The AP and AM module provides information about access points and air monitors. The access point (AP) is a device or an application that connects the wireless client to a local area network (LAN). APs continually poll the network and report information to the controllers. This feature can be used to enhance the security of wireless communication and to extend the range of a wireless user by connecting to a wireless device through a wired LAN.

The Dell AP can also function as an air monitor (AM), which scans the RF spectrum, and can be used to enhance the performance of the AP.

[Figure 5](#) shows the architecture of the AP AM MIB relative to 1.3.6.1.4.1.14823 (iso.org.dod.internet.private.enterprise.aruba). The AP and AM MIBs are listed in the file *aruba-ap.my*. For information about downloading Dell MIB files, see [“Downloading MIB Files” on page 23](#).

Figure 5 Access Point Air Module Hierarchy



wlsrEnterpriseMibModules

The AP MIB contains several tables, which are listed and summarized in [Table 6](#). The objects of each table are described in the following sections.

Table 6 AP Tables

Table	Description
wlsrConfigTable	This table lists the configuration data of an access point. Each row in the table represents a WiFi interface.
wlsrChannelStatsTable	This table lists channel statistics.
wlsrChannelRateStatsTable	This table lists channel statistics that are sorted per data rate.
wlsrChannelDTypeStatsTable	This table lists channel packet and byte counts per channel, which are sorted by destination address.
wlsrChannelPktSizeStatsTable	This table lists channel statistics that are sorted by packet size.
wlsrStaStatsTable	This table lists statistics that are sorted by station.
wlsrStaRateStatsTable	This table lists station statistics that are sorted by data rates.
wlsrStaDTypeStatsTable	This table lists station statistics that are sorted by the destination address.
wlsrStaFrameTypeStatsTable	This table lists station statistics that are sorted by the subtype of the packet.
wlsrStaPktSizeStatsTable	This table lists station statistics of received or transmitted packets that are sorted by packet size.
wlsrAirMonitorApListTable	On an air monitor, this table contains all the access points the air monitor is monitoring. On an access point, this table contains itself.

wlsrConfigTable

The wlsr Configuration Table contains the configuration data of an access point. Each object in the table represents a WiFi interface.

Table 7 wlsrConfigTable OIDs

Object	Object ID	
wlsrConfigEntry	1.3.6.1.4.1.14823.2.3.1.1.1.1.1	wlsrConfigTable 1
wlsrBSSID	1.3.6.1.4.1.14823.2.3.1.1.1.1.1.1	wlsrConfigEntry 1
wlsrESSID	1.3.6.1.4.1.14823.2.3.1.1.1.1.1.2	wlsrConfigEntry 2
wlsrMode	1.3.6.1.4.1.14823.2.3.1.1.1.1.1.3	wlsrConfigEntry 3
wlsrCurrentChannel	1.3.6.1.4.1.14823.2.3.1.1.1.1.1.4	wlsrConfigEntry 4
wlsrTxPower	1.3.6.1.4.1.14823.2.3.1.1.1.1.1.5	wlsrConfigEntry 5
wlsrRTSThreshold	1.3.6.1.4.1.14823.2.3.1.1.1.1.1.6	wlsrConfigEntry 6
wlsrRetryLimit	1.3.6.1.4.1.14823.2.3.1.1.1.1.1.7	wlsrConfigEntry 7
wlsrPreamble	1.3.6.1.4.1.14823.2.3.1.1.1.1.1.8	wlsrConfigEntry 8
wlsrBeaconInterval	1.3.6.1.4.1.14823.2.3.1.1.1.1.1.9	wlsrConfigEntry 9
wlsrPowerMgmt	1.3.6.1.4.1.14823.2.3.1.1.1.1.1.10	wlsrConfigEntry 10
wlsrLoadBalance	1.3.6.1.4.1.14823.2.3.1.1.1.1.1.11	wlsrConfigEntry 11

Table 7 *wlsrConfigTable OIDs (Continued)*

Object	Object ID	
wlsrSupportedRates	1.3.6.1.4.1.14823.2.3.1.1.1.1.1.12	wlsrConfigEntry 12
wlsrDTIMPeriod	1.3.6.1.4.1.14823.2.3.1.1.1.1.1.13	wlsrConfigEntry 13
wlsrLMSAddress	1.3.6.1.4.1.14823.2.3.1.1.1.1.1.14	wlsrConfigEntry 14
wlsrEncryption	1.3.6.1.4.1.14823.2.3.1.1.1.1.1.15	wlsrConfigEntry 15
wlsrStatus	1.3.6.1.4.1.14823.2.3.1.1.1.1.1.17	wlsrConfigEntry 17
wlsrAgeout	1.3.6.1.4.1.14823.2.3.1.1.1.1.1.18	wlsrConfigEntry 18
wlsrMTU	1.3.6.1.4.1.14823.2.3.1.1.1.1.1.19	wlsrConfigEntry 19
wlsrLocation	1.3.6.1.4.1.14823.2.3.1.1.1.1.1.20	wlsrConfigEntry 20
wlsrHideSSID	1.3.6.1.4.1.14823.2.3.1.1.1.1.1.21	wlsrConfigEntry 21
wlsrDenyBroadcast	1.3.6.1.4.1.14823.2.3.1.1.1.1.1.22	wlsrConfigEntry 22
wlsrBGmode	1.3.6.1.4.1.14823.2.3.1.1.1.1.1.23	wlsrConfigEntry 23
wlsrCardType	1.3.6.1.4.1.14823.2.3.1.1.1.1.1.24	wlsrConfigEntry 24
wlsrRegDomain	1.3.6.1.4.1.14823.2.3.1.1.1.1.1.25	wlsrConfigEntry 25
wlsrCountryCode	1.3.6.1.4.1.14823.2.3.1.1.1.1.1.26	wlsrConfigEntry 26
wlsrTxRates	1.3.6.1.4.1.14823.2.3.1.1.1.1.1.27	wlsrConfigEntry 27

wlsrConfigEntry

Syntax	wlsrConfigEntry
Max-Access	not-accessible
Status	current
Description	A WiFi configuration entry.
Index	{ wlsrBSSID }

wlsrBSSID

Syntax	MacAddress
Max-Access	not-accessible
Status	current
Description	BSSID of the WiFi Interface.

wlsrESSID

Syntax	DisplayString (Size(0..64))
Max-Access	read-only
Status	current
Description	ESSID of the WiFi Interface.

wlsrMode

Syntax	Integer master(1) adhoc(2) monitor(3)
Max-Access	read-only
Status	current
Description	Mode of the access point. Master indicates that we are operating as access point. Monitor indicates that the access point is an air monitor.

wlsrCurrentChannel

Syntax	Integer (1..165)
Max-Access	read-only
Status	current
Description	The current operating frequency channel of the DSSS PHY.

wlsrTxPower

Syntax	Integer32
Max-Access	read-only
Status	current
Description	Transmit power of the access point. The value is between 0 ... 4.

wlsrRTSThreshold

Syntax	Integer (0..2347)
Max-Access	read-only
Status	current
Description	This attribute shall indicate the number of octets in an MPDU, below which an RTS/CTS handshake shall not be performed.

wlsrRetryLimit

Syntax	Integer (1..255)
Max-Access	read-only
Status	current
Description	This attribute shall indicate the maximum number of transmission attempts of a frame, the length of which is less than or equal to dot11RTSThreshold, that shall be made before a failure condition is indicated. The default value of this attribute shall be 7.

wlsrPreamble

Syntax	Integer {short(1),long(2)}
Max-Access	read-only
Status	current
Description	The current radio preamble type in use by the WiFi interface.

wlsrBeaconInterval

Syntax	Integer (1..65535)
Max-Access	read-only
Status	current
Description	This object specifies the number of transmission units that a station uses for scheduling beacon transmissions. This value is transmitted in beacon and probe response frames.

wlsrPowerMgmt

Syntax	Integer enable(1) disable(2)
Max-Access	read-only
Status	current
Description	This attribute indicates whether power management is enabled or not.

wlsrLoadBalance

Syntax	Integer enable(1) disable(2)
Max-Access	read-only
Status	current
Description	This attribute indicates if load balancing is enabled or disabled.

wlsrSupportedRates

Syntax	Bits unused0(0) unused1(1) unused2(2) unused3(3) rate54Mbps(4) rate48Mbps(5) rate36Mbps(6) rate24Mbps(7) rate18Mbps(8) rate12Mbps(9) rate9Mbps(10) rate6Mbps(11) rate11Mbps(12) rate5Mbps(13) rate2Mbps(14) rate1Mbps(15)
Max-Access	read-only
Status	current
Description	Basic bit rates supported by this WiFi interface.

wlsrDTIMPeriod

Syntax	Integer (1..255)
Max-Access	read-only
Status	current
Description	This attribute shall specify the number of beacon intervals that shall elapse between transmission of beacon frames containing a TIM element—the DTIM count field is 0. This value is transmitted in the DTIM Period field of beacon frames.

wlsrLMSAddress

Syntax	IpAddress
Max-Access	read-only
Status	current
Description	The IP Address of the local switch that the access point is connected to.

wlsrEncryption

Syntax	Bits unused0(0) unused1(1) unused2(2) unused3(3) unused4(4) unused5(5) unused6(6) xSec(7) wpa2PreAuth(8) aes8021x(9) aesPSK(10) dynamicTkip(11) staticTkip(12) dynamicWep(13) staticWep(14) disabled(15)
Max-Access	read-only
Status	current
Description	The encryption type of the WiFi interface.

wlsrStatus

Syntax	TruthValue
Max-Access	read-only
Status	current
Description	The status of the WiFi Interface.

wlsrAgeout

Syntax	Integer32
Max-Access	read-only
Status	current
Description	The age-out value in seconds.

wlsrMTU

Syntax	Integer (0..2347)
Max-Access	read-only
Status	current
Description	The MTU of the WiFi Interface.

wlsrLocation

Syntax	DisplayString (Size(0..32))
Max-Access	read-only
Status	current
Description	The location of the access point in <i>Building.Floor.location</i> format.

wlsrHideSSID

Syntax	TruthValue
Max-Access	read-only
Status	current
Description	This attribute indicates if SSID is hidden or not.

wlsrDenyBroadcast

Syntax	TruthValue
Max-Access	read-only
Status	current
Description	A True value indicates that Broadcast is disabled.

wlsrBGmode

Syntax	Integer bgMixed(1) bOnly(2) gOnly(3)
Max-Access	read-only
Status	current
Description	This attribute indicates the mode of the WiFi Interface.

wlsrCardType

Syntax	Integer noCard(1) intersil(2) atherosA(3) atherosBG(4) atherosABG(5) ar5212A(10) ar5212BG(11) ar5212ABG(12)
Max-Access	read-only
Status	current
Description	Indicates the type of the radio card.

wlsrRegDomain

Syntax	Integer32
Max-Access	read-only
Status	deprecated
Description	This object represents the configured regulatory domain of which country this AP will adhere to. See Table 8 .

Table 8 *Regulatory Domain*

ID	Country	ID	Country
1	US	10	Malaysia
2	Japan	11	Brazil
3	Eu	12	Taiwan
4	Eu2	13	Czech Republic
5	Eu3	14	GR
6	Korea	15	South Africa
7	China	16	Argentina
8	France	17	Australia
9	Singapore	18	Chile

wlsrCountryCode

Syntax	DisplayString (Size(0..64))
Max-Access	read-only
Status	current
Description	This object represents the configured country code.

wlsrTxRates

Syntax	Bits {unused0(0) unused1(1) unused2(2) unused3(3) rate54Mbps(4) rate48Mbps(5) rate36Mbps(6) rate24Mbps(7) rate18Mbps(8) rate12Mbps(9) rate9Mbps(10) rate6Mbps(11) rate11Mbps(12) rate5Mbps(13) rate2Mbps(14) rate1Mbps(15)}
Max-Access	read-only
Status	current
Description	Transmit Bit rates supported by this WiFi interface.

wlsrChannelStatsTable

The objects of the wlsr Channel Statistics table provide aggregated channel statistics.

Table 9 *wlsrChannelStatsTable OIDs*

Object	Object ID	
wlsrChannelStatsEntry	1.3.6.1.4.1.14823.2.3.1.1.3.3.1.1	wlsrChannelStatsTable 1
wlsrChStatsChannel	1.3.6.1.4.1.14823.2.3.1.1.3.3.1.1.1	wlsrChannelStatsEntry 1
wlsrChStatsNumAPs	1.3.6.1.4.1.14823.2.3.1.1.3.3.1.1.2	wlsrChannelStatsEntry 2
wlsrChStatsNumStations	1.3.6.1.4.1.14823.2.3.1.1.3.3.1.1.3	wlsrChannelStatsEntry 3
wlsrChStatsTotPkts	1.3.6.1.4.1.14823.2.3.1.1.3.3.1.1.4	wlsrChannelStatsEntry 4
wlsrChStatsTotBytes	1.3.6.1.4.1.14823.2.3.1.1.3.3.1.1.5	wlsrChannelStatsEntry 5
wlsrChStatsTotRetryPkts	1.3.6.1.4.1.14823.2.3.1.1.3.3.1.1.6	wlsrChannelStatsEntry 6
wlsrChStatsTotFragmentedPkts	1.3.6.1.4.1.14823.2.3.1.1.3.3.1.1.7	wlsrChannelStatsEntry 7

Table 9 *wlsrChannelStatsTable OIDs (Continued)*

Object	Object ID	
wlsrChStatsTotPhyErrPkts	1.3.6.1.4.1.14823.2.3.1.1.3.3.1.1.8	wlsrChannelStatsEntry 8
wlsrChStatsTotMacErrPkts	1.3.6.1.4.1.14823.2.3.1.1.3.3.1.1.9	wlsrChannelStatsEntry 9
wlsrChStatsFrameErrorRate	1.3.6.1.4.1.14823.2.3.1.1.3.3.1.1.10	wlsrChannelStatsEntry 10
wlsrChStatsFrameRetryRate	1.3.6.1.4.1.14823.2.3.1.1.3.3.1.1.11	wlsrChannelStatsEntry 11
wlsrChStatsFrameLowSpeedRate	1.3.6.1.4.1.14823.2.3.1.1.3.3.1.1.12	wlsrChannelStatsEntry 12
wlsrChStatsFrameNonUnicastRate	1.3.6.1.4.1.14823.2.3.1.1.3.3.1.1.13	wlsrChannelStatsEntry 13
wlsrChStatsFrameBandwidthRate	1.3.6.1.4.1.14823.2.3.1.1.3.3.1.1.14	wlsrChannelStatsEntry 14
wlsrChStatsFrameFragmentationRate	1.3.6.1.4.1.14823.2.3.1.1.3.3.1.1.15	wlsrChannelStatsEntry 15
wlsrChStatsMonitoredTime	1.3.6.1.4.1.14823.2.3.1.1.3.3.1.1.16	wlsrChannelStatsEntry 16

wlsrChannelStatsEntry

Syntax	wlsrChannelStatsEntry
Max-Access	not-accessible
Status	current
Description	Channel Statistics Table
Index	{ wlsrChStatsChannel }

wlsrChStatsChannel

Syntax	Integer (1..165)
Max-Access	not-accessible
Status	current
Description	The frequency channel on which these statistics are collected.

wlsrChStatsNumAPs

Syntax	Integer32
Max-Access	read-only
Status	current
Description	The number of APs using this channel.

wlsrChStatsNumStations

Syntax	Integer32
Max-Access	read-only
Status	current
Description	The number of stations using this channel.

wlsrChStatsTotPkts

Syntax	Counter32
Max-Access	read-only
Status	current
Description	The total packets observed on this channel.

wlsrChStatsTotBytes

Syntax	Counter32
Max-Access	read-only
Status	current
Description	The total bytes observed on this channel.

wlsrChStatsTotRetryPkts

Syntax	Counter32
Max-Access	read-only
Status	current
Description	The total retry packets observed on this channel.

wlsrChStatsTotFragmentedPkts

Syntax	Counter32
Max-Access	read-only
Status	current
Description	The total fragmented packets observed on this channel.

wlsrChStatsTotPhyErrPkts

Syntax	Counter32
Max-Access	read-only
Status	current
Description	The total physical error packets observed on this channel.

wlsrChStatsTotMacErrPkts

Syntax	Counter32
Max-Access	read-only
Status	current
Description	The total MAC errors packets observed on this channel.

wlsrChStatsFrameErrorRate

Syntax	Integer32
Max-Access	read-only
Status	current
Description	Frame errors as a percentage of total frames on this channel.

wlsrChStatsFrameRetryRate

Syntax	Integer32
Max-Access	read-only
Status	current
Description	The frame retry rate

wlsrChStatsFrameLowSpeedRate

Syntax	Integer32
Max-Access	read-only
Status	current
Description	The frame low speed error rate in kbps.

wlsrChStatsFrameNonUnicastRate

Syntax	Integer32
Max-Access	read-only
Status	current
Description	Frame non-unicast rate in kbps.

wlsrChStatsFrameBandwidthRate

Syntax	Integer32
Max-Access	read-only
Status	current
Description	Frame bandwidth rate in kbps.

wlsrChStatsFrameFragmentationRate

Syntax	Integer32
Max-Access	read-only
Status	current
Description	Frame fragmentation rate in kbps.

wlsrChStatsMonitoredTime

Syntax	TimeTicks
Max-Access	read-only
Status	current
Description	Time in ticks, since we have been observing this channel.

wlsrChannelRateStatsTable

The objects of the wlsr Channel Rates Statistics table provide statistical information of packet and byte counts. The information is sorted by data rates.

Table 10 *wlsrChannelRateStatsTable OIDs*

Object	Object ID	
wlsrChannelRateStatsEntry	1.3.6.1.4.1.14823.2.3.1.1.3.3.2.1	wlsrChannelRateStatsTable 1
wlsrChStatsTotPktsAt1Mbps	1.3.6.1.4.1.14823.2.3.1.1.3.3.2.1.1	wlsrChannelRateStatsEntry 1
wlsrChStatsTotBytesAt1Mbps	1.3.6.1.4.1.14823.2.3.1.1.3.3.2.1.2	wlsrChannelRateStatsEntry 2

Table 10 *wlsrChannelRateStatsTable OIDs (Continued)*

Object	Object ID	
wlsrChStatsTotPktsAt2Mbps	1.3.6.1.4.1.14823.2.3.1.1.3.3.2.1.3	wlsrChannelRateStatsEntry 3
wlsrChStatsTotBytesAt2Mbps	1.3.6.1.4.1.14823.2.3.1.1.3.3.2.1.4	wlsrChannelRateStatsEntry 4
wlsrChStatsTotPktsAt5Mbps	1.3.6.1.4.1.14823.2.3.1.1.3.3.2.1.5	wlsrChannelRateStatsEntry 5
wlsrChStatsTotBytesAt5Mbps	1.3.6.1.4.1.14823.2.3.1.1.3.3.2.1.6	wlsrChannelRateStatsEntry 6
wlsrChStatsTotPktsAt11Mbps	1.3.6.1.4.1.14823.2.3.1.1.3.3.2.1.7	wlsrChannelRateStatsEntry 7
wlsrChStatsTotBytesAt11Mbps	1.3.6.1.4.1.14823.2.3.1.1.3.3.2.1.8	wlsrChannelRateStatsEntry 8
wlsrChStatsTotPktsAt6Mbps	1.3.6.1.4.1.14823.2.3.1.1.3.3.2.1.9	wlsrChannelRateStatsEntry 9
wlsrChStatsTotBytesAt6Mbps	1.3.6.1.4.1.14823.2.3.1.1.3.3.2.1.10	wlsrChannelRateStatsEntry 10
wlsrChStatsTotPktsAt12Mbps	1.3.6.1.4.1.14823.2.3.1.1.3.3.2.1.11	wlsrChannelRateStatsEntry 11
wlsrChStatsTotBytesAt12Mbps	1.3.6.1.4.1.14823.2.3.1.1.3.3.2.1.12	wlsrChannelRateStatsEntry 12
wlsrChStatsTotPktsAt18Mbps	1.3.6.1.4.1.14823.2.3.1.1.3.3.2.1.13	wlsrChannelRateStatsEntry 13
wlsrChStatsTotBytesAt18Mbps	1.3.6.1.4.1.14823.2.3.1.1.3.3.2.1.14	wlsrChannelRateStatsEntry 14
wlsrChStatsTotPktsAt24Mbps	1.3.6.1.4.1.14823.2.3.1.1.3.3.2.1.15	wlsrChannelRateStatsEntry 15
wlsrChStatsTotBytesAt24Mbps	1.3.6.1.4.1.14823.2.3.1.1.3.3.2.1.16	wlsrChannelRateStatsEntry 16
wlsrChStatsTotPktsAt36Mbps	1.3.6.1.4.1.14823.2.3.1.1.3.3.2.1.17	wlsrChannelRateStatsEntry 17
wlsrChStatsTotBytesAt36Mbps	1.3.6.1.4.1.14823.2.3.1.1.3.3.2.1.18	wlsrChannelRateStatsEntry 18
wlsrChStatsTotPktsAt48Mbps	1.3.6.1.4.1.14823.2.3.1.1.3.3.2.1.19	wlsrChannelRateStatsEntry 19
wlsrChStatsTotBytesAt48Mbps	1.3.6.1.4.1.14823.2.3.1.1.3.3.2.1.20	wlsrChannelRateStatsEntry 20
wlsrChStatsTotPktsAt54Mbps	1.3.6.1.4.1.14823.2.3.1.1.3.3.2.1.21	wlsrChannelRateStatsEntry 21
wlsrChStatsTotBytesAt54Mbps	1.3.6.1.4.1.14823.2.3.1.1.3.3.2.1.22	wlsrChannelRateStatsEntry 22

wlsrChannelRateStatsEntry

Syntax	wlsrChannelRateStatsEntry
Max-Access	not-accessible
Status	current
Description	Channel rate statistics.
Index	{ wlsrChStatsChannel }

wlsrChStatsTotPktsAt1Mbps

Syntax	Counter32
Max-Access	read-only
Status	current
Description	The total number of packets observed on this channel at 1 Mbps rate.

wlsrChStatsTotBytesAt1Mbps

Syntax	Counter32
Max-Access	read-only
Status	current
Description	The total number of bytes observed on this channel at 1 Mbps rate.

wlsrChStatsTotPktsAt2Mbps

Syntax	Counter32
Max-Access	read-only
Status	current
Description	The total number of packets observed on this channel at 2 Mbps rate.

wlsrChStatsTotBytesAt2Mbps

Syntax	Counter32
Max-Access	read-only
Status	current
Description	The total number of bytes observed on this channel at 2 Mbps rate.

wlsrChStatsTotPktsAt5Mbps

Syntax	Counter32
Max-Access	read-only
Status	current
Description	The total number of packets observed on this channel at 5 Mbps rate.

wlsrChStatsTotBytesAt5Mbps

Syntax	Counter32
Max-Access	read-only
Status	current
Description	The total number of bytes observed on this channel at 5 Mbps rate.

wlsrChStatsTotPktsAt11Mbps

Syntax	Counter32
Max-Access	read-only
Status	current
Description	The total number of packets observed on this channel at 11 Mbps rate.

wlsrChStatsTotBytesAt11Mbps

Syntax	Counter32
Max-Access	read-only
Status	current
Description	The total number of bytes observed on this channel at 11 Mbps rate.

wlsrChStatsTotPktsAt6Mbps

Syntax	Counter32
Max-Access	read-only
Status	current
Description	The total number of packets observed on this channel at 6 Mbps rate.

wlsrChStatsTotBytesAt6Mbps

Syntax	Counter32
Max-Access	read-only
Status	current
Description	The total number of bytes observed on this channel at 6 Mbps rate.

wlsrChStatsTotPktsAt12Mbps

Syntax	Counter32
Max-Access	read-only
Status	current
Description	The total number of packets observed on this channel at 12 Mbps rate.

wlsrChStatsTotBytesAt12Mbps

Syntax	Counter32
Max-Access	read-only
Status	current
Description	The total number of bytes observed on this channel at 12 Mbps rate.

wlsrChStatsTotPktsAt18Mbps

Syntax	Counter32
Max-Access	read-only
Status	current
Description	The total number of packets observed on this channel at 18 Mbps rate.

wlsrChStatsTotBytesAt18Mbps

Syntax	Counter32
Max-Access	read-only
Status	current
Description	The total number of bytes observed on this channel at 18 Mbps rate.

wlsrChStatsTotPktsAt24Mbps

Syntax	Counter32
Max-Access	read-only
Status	current
Description	The total number of packets observed on this channel at 24 Mbps rate.

wlsrChStatsTotBytesAt24Mbps

Syntax	Counter32
Max-Access	read-only
Status	current
Description	The total number of bytes observed on this channel at 24 Mbps rate.

wlsrChStatsTotPktsAt36Mbps

Syntax	Counter32
Max-Access	read-only
Status	current
Description	The total number of packets observed on this channel at 36 Mbps rate.

wlsrChStatsTotBytesAt36Mbps

Syntax	Counter32
Max-Access	read-only
Status	current
Description	The total number of bytes observed on this channel at 36 Mbps rate.

wlsrChStatsTotPktsAt48Mbps

Syntax	Counter32
Max-Access	read-only
Status	current
Description	The total number of packets observed on this channel at 48 Mbps rate.

wlsrChStatsTotBytesAt48Mbps

Syntax	Counter32
Max-Access	read-only
Status	current
Description	The total number of bytes observed on this channel at 48 Mbps rate.

wlsrChStatsTotPktsAt54Mbps

Syntax	Counter32
Max-Access	read-only
Status	current
Description	The total number of packets observed on this channel at 54 Mbps rate.

wlsrChStatsTotBytesAt54Mbps

Syntax	Counter32
Max-Access	read-only
Status	current
Description	The total number of bytes observed on this channel at 54 Mbps rate.

wlsrChannelDTypeStatsTable

The objects of the wlsr Channel Destination Address Type Statistics table provide statistical information about channels that is based on the destination type.

Table 11 *wlsrChannelDTypeStatsTable OIDs*

Object	Object ID	
wlsrChannelDTypeStatsEntry	1.3.6.1.4.1.14823.2.3.1.1.3.3.3.1	wlsrChannelDTypeStatsTable 1
wlsrChStatsTotDABroadcastPkts	1.3.6.1.4.1.14823.2.3.1.1.3.3.3.1.1	wlsrChannelDTypeStatsEntry 1
wlsrChStatsTotDABroadcastBytes	1.3.6.1.4.1.14823.2.3.1.1.3.3.3.1.2	wlsrChannelDTypeStatsEntry 2
wlsrChStatsTotDAMulticastPkts	1.3.6.1.4.1.14823.2.3.1.1.3.3.3.1.3	wlsrChannelDTypeStatsEntry 3
wlsrChStatsTotDAMulticastBytes	1.3.6.1.4.1.14823.2.3.1.1.3.3.3.1.4	wlsrChannelDTypeStatsEntry 4
wlsrChStatsTotDAUnicastPkts	1.3.6.1.4.1.14823.2.3.1.1.3.3.3.1.5	wlsrChannelDTypeStatsEntry 5
wlsrChStatsTotDAUnicastBytes	1.3.6.1.4.1.14823.2.3.1.1.3.3.3.1.6	wlsrChannelDTypeStatsEntry 6

wlsrChannelDTypeStatsEntry

Syntax	wlsrChannelDTypeStatsEntry
Max-Access	not-accessible
Status	current
Description	Channel Statistics based on the Address Type.
Index	{ wlsrChStatsChannel }

wlSrChStatsTotDABroadcastPkts

Syntax	Counter32
Max-Access	read-only
Status	current
Description	The total number of broadcast packets observed on this channel.

wlSrChStatsTotDABroadcastBytes

Syntax	Counter32
Max-Access	read-only
Status	current
Description	The total number of broadcast bytes observed on this channel.

wlSrChStatsTotDAMulticastPkts

Syntax	Counter32
Max-Access	read-only
Status	current
Description	The total number of multicast packets observed on this channel.

wlSrChStatsTotDAMulticastBytes

Syntax	Counter32
Max-Access	read-only
Status	current
Description	The total number of multicast bytes observed on this channel.

wlSrChStatsTotDAUnicastPkts

Syntax	Counter32
Max-Access	read-only
Status	current
Description	The total number of unicast packets observed on this channel.

wlsrChStatsTotDAUnicastBytes

Syntax	Counter32
Max-Access	read-only
Status	current
Description	The total number of unicast bytes observed on this channel.

wlsrChannelFrameTypeStatsTable

The objects of the wlsr Channel Frame Type Statistics table provide information on package and byte counts per channel, which are sorted by frame type.

Table 12 *wlsrChannelFrameTypeStatsTable OIDs*

Object	Object ID	
wlsrChannelFrameTypeStatsEntry	1.3.6.1.4.1.14823.2.3.1.1.3.3.3.1	wlsrChannelFrameTypeStatsTable 1
wlsrChStatsTotMgmtPkts	1.3.6.1.4.1.14823.2.3.1.1.3.3.3.1.1	wlsrChannelFrameTypeStatsEntry 1
wlsrChStatsTotMgmtBytes	1.3.6.1.4.1.14823.2.3.1.1.3.3.3.1.2	wlsrChannelFrameTypeStatsEntry 2
wlsrChStatsTotCtrlPkts	1.3.6.1.4.1.14823.2.3.1.1.3.3.3.1.3	wlsrChannelFrameTypeStatsEntry 3
wlsrChStatsTotCtrlBytes	1.3.6.1.4.1.14823.2.3.1.1.3.3.3.1.4	wlsrChannelFrameTypeStatsEntry 4
wlsrChStatsTotDataPkts	1.3.6.1.4.1.14823.2.3.1.1.3.3.3.1.5	wlsrChannelFrameTypeStatsEntry 5
wlsrChStatsTotDataBytes	1.3.6.1.4.1.14823.2.3.1.1.3.3.3.1.6	wlsrChannelFrameTypeStatsEntry 6

wlsrChannelFrameTypeStatsEntry

Syntax	wlsrChannelFrameTypeStatsEntry
Max-Access	not-accessible
Status	current
Description	Channel statistics based on frame type.
Index	{ wlsrChStatsChannel }

wlsrChStatsTotMgmtPkts

Syntax	Counter32
Max-Access	read-only
Status	current
Description	The total number of management packets observed on this channel.

wlsrChStatsTotMgmtBytes

Syntax	Counter32
Max-Access	read-only
Status	current
Description	The total number of management bytes observed on this channel.

wlsrChStatsTotCtrlPkts

Syntax	Counter32
Max-Access	read-only
Status	current
Description	The total number of control packets observed on this channel.

wlsrChStatsTotCtrlBytes

Syntax	Counter32
Max-Access	read-only
Status	current
Description	The total number of control bytes observed on this channel.

wlsrChStatsTotDataPkts

Syntax	Counter32
Max-Access	read-only
Status	current
Description	The total number of data packets observed on this channel.

wlsrChStatsTotDataBytes

Syntax	Counter32
Max-Access	read-only
Status	current
Description	The total number of data bytes observed on this channel.

wlsrChannelPktSizeStatsTable

The objects of the wlsr Channel Packet Size Statistics table provide channel statistics that are grouped by packet size.

Table 13 *wlsrChannelPktSizeStatsTable OIDs*

Object	OID	
wlsrChannelPktSizeStatsEntry	1.3.6.1.4.1.14823.2.3.1.1.3.3.4.1	wlsrChannelPktSizeStatsTable 1
wlsrChStatsPkts63Bytes	1.3.6.1.4.1.14823.2.3.1.1.3.3.4.1.1	wlsrChannelPktSizeStatsEntry 1
wlsrChStatsPkts64To127	1.3.6.1.4.1.14823.2.3.1.1.3.3.4.1.2	wlsrChannelPktSizeStatsEntry 2
wlsrChStatsPkts128To255	1.3.6.1.4.1.14823.2.3.1.1.3.3.4.1.3	wlsrChannelPktSizeStatsEntry 3
wlsrChStatsPkts256To511	1.3.6.1.4.1.14823.2.3.1.1.3.3.4.1.4	wlsrChannelPktSizeStatsEntry 4
wlsrChStatsPkts512To1023	1.3.6.1.4.1.14823.2.3.1.1.3.3.4.1.5	wlsrChannelPktSizeStatsEntry 5
wlsrChStatsPkts1024To1518	1.3.6.1.4.1.14823.2.3.1.1.3.3.4.1.6	wlsrChannelPktSizeStatsEntry 6

wlsrChannelPktSizeStatsEntry

Syntax	wlsrChannelPktSizeStatsEntry
Max-Access	not-accessible
Status	current
Description	Channel statistics based on the packet sizes.
Index	{ wlsrChStatsChannel }

wlsrChStatsPkts63Bytes

Syntax	Counter32
Max-Access	read-only
Status	current
Description	The total number of packets that were less than 64 bytes long.

wlsrChStatsPkts64To127

Syntax	Counter32
Max-Access	read-only
Status	current
Description	The total number of packets that were between 64 and 127 bytes long.

wlsrChStatsPkts128To255

Syntax	Counter32
Max-Access	read-only
Status	current
Description	The total number of packets that were between 128 and 255 bytes long.

wlsrChStatsPkts256To511

Syntax	Counter32
Max-Access	read-only
Status	current
Description	The total number of packets that were between 256 and 511 bytes long.

wlsrChStatsPkts512To1023

Syntax	Counter32
Max-Access	read-only
Status	current
Description	The total number of packets that were between 512 and 1023 bytes long.

wlsrChStatsPkts1024To1518

Syntax	Counter32
Max-Access	read-only
Status	current
Description	The total number of packets that were between 1024 and 1518 bytes long.

wlsrStaStatsTable

The objects of the wlsr Station Statistics table provides the aggregated statistics for a station.

Table 14 *wlsrStaStatsTable* OIDs

Object	Object ID	
wlsrStaStatsEntry	1.3.6.1.4.1.14823.2.3.1.1.3.4.1.1	wlsrStaStatsTable 1
wlsrStaAddress	1.3.6.1.4.1.14823.2.3.1.1.3.4.1.1.1	wlsrStaStatsEntry 1
wlsrStaTxPkts	1.3.6.1.4.1.14823.2.3.1.1.3.4.1.1.2	wlsrStaStatsEntry 2
wlsrStaTxBytes	1.3.6.1.4.1.14823.2.3.1.1.3.4.1.1.3	wlsrStaStatsEntry 3

Table 14 *wlsrStaStatsTable OIDs (Continued)*

Object	Object ID	
wlsrStaRxPkts	1.3.6.1.4.1.14823.2.3.1.1.3.4.1.1.4	wlsrStaStatsEntry 4
wlsrStaRxBytes	1.3.6.1.4.1.14823.2.3.1.1.3.4.1.1.5	wlsrStaStatsEntry 5
wlsrStaTxRetryPkts	1.3.6.1.4.1.14823.2.3.1.1.3.4.1.1.6	wlsrStaStatsEntry 6
wlsrStaRxRetryPkts	1.3.6.1.4.1.14823.2.3.1.1.3.4.1.1.7	wlsrStaStatsEntry 7
wlsrStaTxFragmentedPkts	1.3.6.1.4.1.14823.2.3.1.1.3.4.1.1.8	wlsrStaStatsEntry 8
wlsrStaRxFragmentedPkts	1.3.6.1.4.1.14823.2.3.1.1.3.4.1.1.9	wlsrStaStatsEntry 9
wlsrStaReceiveErrPkts	1.3.6.1.4.1.14823.2.3.1.1.3.4.1.1.10	wlsrStaStatsEntry 10
wlsrStaTxTotSignal	1.3.6.1.4.1.14823.2.3.1.1.3.4.1.1.11	wlsrStaStatsEntry 11
wlsrStaTxSignalPkts	1.3.6.1.4.1.14823.2.3.1.1.3.4.1.1.12	wlsrStaStatsEntry 12
wlsrStaTxCurSignal	1.3.6.1.4.1.14823.2.3.1.1.3.4.1.1.13	wlsrStaStatsEntry 13
wlsrStaTxHighSignal	1.3.6.1.4.1.14823.2.3.1.1.3.4.1.1.14	wlsrStaStatsEntry 14
wlsrStaRxTotNoise	1.3.6.1.4.1.14823.2.3.1.1.3.4.1.1.15	wlsrStaStatsEntry 15
wlsrStaRxNoisePkts	1.3.6.1.4.1.14823.2.3.1.1.3.4.1.1.16	wlsrStaStatsEntry 16
wlsrStaRxCurrentNoise	1.3.6.1.4.1.14823.2.3.1.1.3.4.1.1.17	wlsrStaStatsEntry 17
wlsrStaRxHighNoise	1.3.6.1.4.1.14823.2.3.1.1.3.4.1.1.18	wlsrStaStatsEntry 18
wlsrStaRxLowNoise	1.3.6.1.4.1.14823.2.3.1.1.3.4.1.1.19	wlsrStaStatsEntry 19
wlsrStaFrameRetryRate	1.3.6.1.4.1.14823.2.3.1.1.3.4.1.1.20	wlsrStaStatsEntry 20
wlsrStaFrameLowSpeedRate	1.3.6.1.4.1.14823.2.3.1.1.3.4.1.1.21	wlsrStaStatsEntry 21
wlsrStaFrameNonUnicastRate	1.3.6.1.4.1.14823.2.3.1.1.3.4.1.1.22	wlsrStaStatsEntry 22
wlsrStaFrameRetryErrorRate	1.3.6.1.4.1.14823.2.3.1.1.3.4.1.1.23	wlsrStaStatsEntry 23
wlsrStaFrameBandwidthRate	1.3.6.1.4.1.14823.2.3.1.1.3.4.1.1.24	wlsrStaStatsEntry 24
wlsrStaFrameFragmentationRate	1.3.6.1.4.1.14823.2.3.1.1.3.4.1.1.25	wlsrStaStatsEntry 25
wlsrStaFrameHighBandwidthRate	1.3.6.1.4.1.14823.2.3.1.1.3.4.1.1.26	wlsrStaStatsEntry 26

wlsrStaStatsEntry

Syntax	wlsrStaStatsEntry
Max-Access	not-accessible
Status	current
Description	Station statistics.
Index	{ wlsrStaAddress}

wlsrStaAddress

Syntax	MacAddress
Max-Access	not-accessible
Status	current
Description	The MAC Address of the station connected to this access point.

wlsrStaTxPkts

Syntax	Counter32
Max-Access	read-only
Status	current
Description	The total packets transmitted to the station.

wlsrStaTxBytes

Syntax	Counter32
Max-Access	read-only
Status	current
Description	The total bytes transmitted to the station.

wlsrStaRxPkts

Syntax	Counter32
Max-Access	read-only
Status	current
Description	The total packets received from the station.

wlsrStaRxBytes

Syntax	Counter32
Max-Access	read-only
Status	current
Description	The total bytes received from the station.

wlSrStaTxRetryPkts

Syntax	Counter32
Max-Access	read-only
Status	current
Description	The retry packets transmitted by the station

wlSrStaRxRetryPkts

Syntax	Counter32
Max-Access	read-only
Status	current
Description	The retry packets received from the station.

wlSrStaTxFragmentedPkts

Syntax	Counter32
Max-Access	read-only
Status	current
Description	The fragmented packets transmitted by the station.

wlSrStaRxFragmentedPkts

Syntax	Counter32
Max-Access	read-only
Status	current
Description	The fragmented packets received from the station.

wlSrStaReceiveErrPkts

Syntax	Counter32
Max-Access	read-only
Status	current
Description	The total error packets received from this station.

wlsrStaTxTotSignal

Syntax	Integer32
Max-Access	read-only
Status	current
Description	The attribute indicates the total transmitted signal computed for this station.

wlsrStaTxSignalPkts

Syntax	Counter32
Max-Access	read-only
Status	current
Description	The total signal packets transmitted by this station.

wlsrStaTxCurSignal

Syntax	Integer32
Max-Access	read-only
Status	current
Description	This attribute indicate the station's current transmit signal strength.

wlsrStaTxHighSignal

Syntax	Integer32
Max-Access	read-only
Status	current
Description	This attribute indicate the station's high transmit signal strength.

wlsrStaRxTotNoise

Syntax	Counter32
Max-Access	read-only
Status	deprecated
Description	Total noise.

wlsrStaRxNoisePkts

Syntax	Counter32
Max-Access	read-only
Status	deprecated
Description	Received noise.

wlsrStaRxCurrentNoise

Syntax	Integer32
Max-Access	read-only
Status	deprecated
Description	Current noise.

wlsrStaRxHighNoise

Syntax	Integer32
Max-Access	read-only
Status	deprecated
Description	High noise.

wlsrStaRxLowNoise

Syntax	Integer32
Max-Access	read-only
Status	deprecated
Description	Low noise.

wlsrStaFrameRetryRate

Syntax	Integer32
Max-Access	read-only
Status	current
Description	Station frame retry rate in kbps.

wlsrStaFrameLowSpeedRate

Syntax	Integer32
Max-Access	read-only
Status	current
Description	Station frame low speed error rate in kbps.

wlsrStaFrameNonUnicastRate

Syntax	Integer32
Max-Access	read-only
Status	current
Description	Station frame non-unicast rate in kbps.

wlsrStaFrameRetryErrorRate

Syntax	Integer32
Max-Access	read-only
Status	current
Description	Station frame retry error rate in kbps.

wlsrStaFrameBandwidthRate

Syntax	Integer32
Max-Access	read-only
Status	current
Description	Station frame bandwidth rate in kbps.

wlsrStaFrameFragmentationRate

Syntax	Integer32
Max-Access	read-only
Status	current
Description	Station frame fragmentation rate in kbps.

wlsrStaFrameHighBandwidthRate

Syntax	Integer32
Max-Access	read-only
Status	current
Description	Station frame high bandwidth rate in kbps.

wlsrStaRateStatsTable

The objects of the wlsr Station Rate Statistics table provide information on channel packet and byte counts per channel. The information is grouped by data transfer rate.

Table 15 *wlsrStaRateStatsTable OIDs*

Object	Object ID	
wlsrStaRateStatsEntry	1.3.6.1.4.1.14823.2.3.1.1.3.4.2.1	wlsrStaRateStatsTable 1
wlsrStaTxPktsAt1Mbps	1.3.6.1.4.1.14823.2.3.1.1.3.4.2.1.1	wlsrStaRateStatsEntry 1
wlsrStaTxBytesAt1Mbps	1.3.6.1.4.1.14823.2.3.1.1.3.4.2.1.2	wlsrStaRateStatsEntry 2
wlsrStaTxPktsAt2Mbps	1.3.6.1.4.1.14823.2.3.1.1.3.4.2.1.3	wlsrStaRateStatsEntry 3
wlsrStaTxBytesAt2Mbps	1.3.6.1.4.1.14823.2.3.1.1.3.4.2.1.4	wlsrStaRateStatsEntry 4
wlsrStaTxPktsAt5Mbps	1.3.6.1.4.1.14823.2.3.1.1.3.4.2.1.5	wlsrStaRateStatsEntry 5
wlsrStaTxBytesAt5Mbps	1.3.6.1.4.1.14823.2.3.1.1.3.4.2.1.6	wlsrStaRateStatsEntry 6
wlsrStaTxPktsAt11Mbps	1.3.6.1.4.1.14823.2.3.1.1.3.4.2.1.7	wlsrStaRateStatsEntry 7
wlsrStaTxBytesAt11Mbps	1.3.6.1.4.1.14823.2.3.1.1.3.4.2.1.8	wlsrStaRateStatsEntry 8
wlsrStaTxPktsAt6Mbps	1.3.6.1.4.1.14823.2.3.1.1.3.4.2.1.9	wlsrStaRateStatsEntry 9
wlsrStaTxBytesAt6Mbps	1.3.6.1.4.1.14823.2.3.1.1.3.4.2.1.10	wlsrStaRateStatsEntry 10
wlsrStaTxPktsAt12Mbps	1.3.6.1.4.1.14823.2.3.1.1.3.4.2.1.11	wlsrStaRateStatsEntry 11
wlsrStaTxBytesAt12Mbps	1.3.6.1.4.1.14823.2.3.1.1.3.4.2.1.12	wlsrStaRateStatsEntry 12
wlsrStaTxPktsAt18Mbps	1.3.6.1.4.1.14823.2.3.1.1.3.4.2.1.13	wlsrStaRateStatsEntry 13
wlsrStaTxBytesAt18Mbps	1.3.6.1.4.1.14823.2.3.1.1.3.4.2.1.14	wlsrStaRateStatsEntry 14
wlsrStaTxPktsAt24Mbps	1.3.6.1.4.1.14823.2.3.1.1.3.4.2.1.15	wlsrStaRateStatsEntry 15
wlsrStaTxBytesAt24Mbps	1.3.6.1.4.1.14823.2.3.1.1.3.4.2.1.16	wlsrStaRateStatsEntry 16
wlsrStaTxPktsAt36Mbps	1.3.6.1.4.1.14823.2.3.1.1.3.4.2.1.17	wlsrStaRateStatsEntry 17
wlsrStaTxBytesAt36Mbps	1.3.6.1.4.1.14823.2.3.1.1.3.4.2.1.18	wlsrStaRateStatsEntry 18
wlsrStaTxPktsAt48Mbps	1.3.6.1.4.1.14823.2.3.1.1.3.4.2.1.19	wlsrStaRateStatsEntry 19
wlsrStaTxBytesAt48Mbps	1.3.6.1.4.1.14823.2.3.1.1.3.4.2.1.20	wlsrStaRateStatsEntry 20
wlsrStaTxPktsAt54Mbps	1.3.6.1.4.1.14823.2.3.1.1.3.4.2.1.21	wlsrStaRateStatsEntry 21
wlsrStaTxBytesAt54Mbps	1.3.6.1.4.1.14823.2.3.1.1.3.4.2.1.22	wlsrStaRateStatsEntry 22
wlsrStaRxPktsAt1Mbps	1.3.6.1.4.1.14823.2.3.1.1.3.4.2.1.23	wlsrStaRateStatsEntry 23

Table 15 *wlsrStaRateStatsTable OIDs (Continued)*

Object	Object ID	
wlsrStaRxBytesAt1Mbps	1.3.6.1.4.1.14823.2.3.1.1.3.4.2.1.24	wlsrStaRateStatsEntry 24
wlsrStaRxPktsAt2Mbps	1.3.6.1.4.1.14823.2.3.1.1.3.4.2.1.25	wlsrStaRateStatsEntry 25
wlsrStaRxBytesAt2Mbps	1.3.6.1.4.1.14823.2.3.1.1.3.4.2.1.26	wlsrStaRateStatsEntry 26
wlsrStaRxPktsAt5Mbps	1.3.6.1.4.1.14823.2.3.1.1.3.4.2.1.27	wlsrStaRateStatsEntry 27
wlsrStaRxBytesAt5Mbps	1.3.6.1.4.1.14823.2.3.1.1.3.4.2.1.28	wlsrStaRateStatsEntry 28
wlsrStaRxPktsAt11Mbps	1.3.6.1.4.1.14823.2.3.1.1.3.4.2.1.29	wlsrStaRateStatsEntry 29
wlsrStaRxBytesAt11Mbps	1.3.6.1.4.1.14823.2.3.1.1.3.4.2.1.30	wlsrStaRateStatsEntry 30
wlsrStaRxPktsAt6Mbps	1.3.6.1.4.1.14823.2.3.1.1.3.4.2.1.31	wlsrStaRateStatsEntry 31
wlsrStaRxBytesAt6Mbps	1.3.6.1.4.1.14823.2.3.1.1.3.4.2.1.32	wlsrStaRateStatsEntry 32
wlsrStaRxPktsAt12Mbps	1.3.6.1.4.1.14823.2.3.1.1.3.4.2.1.33	wlsrStaRateStatsEntry 33
wlsrStaRxBytesAt12Mbps	1.3.6.1.4.1.14823.2.3.1.1.3.4.2.1.34	wlsrStaRateStatsEntry 34
wlsrStaRxPktsAt18Mbps	1.3.6.1.4.1.14823.2.3.1.1.3.4.2.1.35	wlsrStaRateStatsEntry 35
wlsrStaRxBytesAt18Mbps	1.3.6.1.4.1.14823.2.3.1.1.3.4.2.1.36	wlsrStaRateStatsEntry 36
wlsrStaRxPktsAt24Mbps	1.3.6.1.4.1.14823.2.3.1.1.3.4.2.1.37	wlsrStaRateStatsEntry 37
wlsrStaRxBytesAt24Mbps	1.3.6.1.4.1.14823.2.3.1.1.3.4.2.1.38	wlsrStaRateStatsEntry 38
wlsrStaRxPktsAt36Mbps	1.3.6.1.4.1.14823.2.3.1.1.3.4.2.1.39	wlsrStaRateStatsEntry 39
wlsrStaRxBytesAt36Mbps	1.3.6.1.4.1.14823.2.3.1.1.3.4.2.1.40	wlsrStaRateStatsEntry 40
wlsrStaRxPktsAt48Mbps	1.3.6.1.4.1.14823.2.3.1.1.3.4.2.1.41	wlsrStaRateStatsEntry 41
wlsrStaRxBytesAt48Mbps	1.3.6.1.4.1.14823.2.3.1.1.3.4.2.1.42	wlsrStaRateStatsEntry 42
wlsrStaRxPktsAt54Mbps	1.3.6.1.4.1.14823.2.3.1.1.3.4.2.1.43	wlsrStaRateStatsEntry 43
wlsrStaRxBytesAt54Mbps	1.3.6.1.4.1.14823.2.3.1.1.3.4.2.1.44	wlsrStaRateStatsEntry 44

wlsrStaRateStatsEntry

Syntax	wlsrStaRateStatsEntry
Max-Access	not-accessible
Status	current
Description	Station rate statistics table.
Index	{ wlsrStaAddress }

wlsrStaTxPktsAt1Mbps

Syntax	Counter32
Max-Access	read-only
Status	current
Description	The number of packets transmitted by the station at 1 Mbps rate.

wlsrStaTxBytesAt1Mbps

Syntax	Counter32
Max-Access	read-only
Status	current
Description	The number of octets transmitted by the station at 1 Mbps rate.

wlsrStaTxPktsAt2Mbps

Syntax	Counter32
Max-Access	read-only
Status	current
Description	The number of packets transmitted by the station at 2 Mbps rate.

wlsrStaTxBytesAt2Mbps

Syntax	Counter32
Max-Access	read-only
Status	current
Description	The number of octets transmitted by the station at 2 Mbps rate.

wlsrStaTxPktsAt5Mbps

Syntax	Counter32
Max-Access	read-only
Status	current
Description	The number of packets transmitted by the station at 5 Mbps rate.

wlSrStaTxBytesAt5Mbps

Syntax	Counter32
Max-Access	read-only
Status	current
Description	The number of octets transmitted by the station at 5 Mbps rate.

wlSrStaTxPktsAt11Mbps

Syntax	Counter32
Max-Access	read-only
Status	current
Description	The number of packets transmitted by the station at 11 Mbps rate.

wlSrStaTxBytesAt11Mbps

Syntax	Counter32
Max-Access	read-only
Status	current
Description	The number of octets transmitted by the station at 11 Mbps rate.

wlSrStaTxPktsAt6Mbps

Syntax	Counter32
Max-Access	read-only
Status	current
Description	The number of packets transmitted by the station at 6 Mbps rate.

wlSrStaTxBytesAt6Mbps

Syntax	Counter32
Max-Access	read-only
Status	current
Description	The number of octets transmitted by the station at 6 Mbps rate.

wlsrStaTxPktsAt12Mbps

Syntax	Counter32
Max-Access	read-only
Status	current
Description	The number of packets transmitted by the station at 12 Mbps rate.

wlsrStaTxBytesAt12Mbps

Syntax	Counter32
Max-Access	read-only
Status	current
Description	The number of octets transmitted by the station at 12 Mbps rate.

wlsrStaTxPktsAt18Mbps

Syntax	Counter32
Max-Access	read-only
Status	current
Description	The number of packets transmitted by the station at 18 Mbps rate.

wlsrStaTxBytesAt18Mbps

Syntax	Counter32
Max-Access	read-only
Status	current
Description	The number of octets transmitted by the station at 18 Mbps rate.

wlsrStaTxPktsAt24Mbps

Syntax	Counter32
Max-Access	read-only
Status	current
Description	The number of packets transmitted by the station at 24 Mbps rate.

wlsrStaTxBytesAt24Mbps

Syntax	Counter32
Max-Access	read-only
Status	current
Description	The number of octets transmitted by the station at 24 Mbps rate.

wlsrStaTxPktsAt36Mbps

Syntax	Counter32
Max-Access	read-only
Status	current
Description	The number of packets transmitted by the station at 36 Mbps rate.

wlsrStaTxBytesAt36Mbps

Syntax	Counter32
Max-Access	read-only
Status	current
Description	The number of octets transmitted by the station at 36 Mbps rate.

wlsrStaTxPktsAt48Mbps

Syntax	Counter32
Max-Access	read-only
Status	current
Description	The number of packets transmitted by the station at 48 Mbps rate.

wlsrStaTxBytesAt48Mbps

Syntax	Counter32
Max-Access	read-only
Status	current
Description	The number of octets transmitted by the station at 48 Mbps rate.

wlsrStaTxPktsAt54Mbps

Syntax	Counter32
Max-Access	read-only
Status	current
Description	The number of packets transmitted by the station at 54 Mbps rate.

wlsrStaTxBytesAt54Mbps

Syntax	Counter32
Max-Access	read-only
Status	current
Description	The number of octets transmitted by the station at 54 Mbps rate.

wlsrStaRxPktsAt1Mbps

Syntax	Counter32
Max-Access	read-only
Status	current
Description	The number of packets received by the station at 1 Mbps rate.

wlsrStaRxBytesAt1Mbps

Syntax	Counter32
Max-Access	read-only
Status	current
Description	The number of octets received by the station at 1 Mbps rate.

wlsrStaRxPktsAt2Mbps

Syntax	Counter32
Max-Access	read-only
Status	current
Description	The number of packets received by the station at 2 Mbps rate.

wlsrStaRxBytesAt2Mbps

Syntax	Counter32
Max-Access	read-only
Status	current
Description	The number of octets received by the station at 2 Mbps rate.

wlsrStaRxPktsAt5Mbps

Syntax	Counter32
Max-Access	read-only
Status	current
Description	The number of packets received by the station at 5 Mbps rate.

wlsrStaRxBytesAt5Mbps

Syntax	Counter32
Max-Access	read-only
Status	current
Description	The number of octets received by the station at 5 Mbps rate.

wlsrStaRxPktsAt11Mbps

Syntax	Counter32
Max-Access	read-only
Status	current
Description	The number of packets received by the station at 11 Mbps rate.

wlsrStaRxBytesAt11Mbps

Syntax	Counter32
Max-Access	read-only
Status	current
Description	The number of octets received by the station at 11 Mbps rate.

wlsrStaRxPktsAt6Mbps

Syntax	Counter32
Max-Access	read-only
Status	current
Description	The number of packets received by the station at 6 Mbps rate.

wlsrStaRxBytesAt6Mbps

Syntax	Counter32
Max-Access	read-only
Status	current
Description	The number of octets received by the station at 6 Mbps rate.

wlsrStaRxPktsAt12Mbps

Syntax	Counter32
Max-Access	read-only
Status	current
Description	The number of packets received by the station at 12 Mbps rate.

wlsrStaRxBytesAt12Mbps

Syntax	Counter32
Max-Access	read-only
Status	current
Description	The number of octets received by the station at 12 Mbps rate.

wlsrStaRxPktsAt18Mbps

Syntax	Counter32
Max-Access	read-only
Status	current
Description	The number of packets received by the station at 18 Mbps rate.

wlsrStaRxBytesAt18Mbps

Syntax	Counter32
Max-Access	read-only
Status	current
Description	The number of octets received by the station at 18 Mbps rate.

wlsrStaRxPktsAt24Mbps

Syntax	Counter32
Max-Access	read-only
Status	current
Description	The number of packets received by the station at 24 Mbps rate.

wlsrStaRxBytesAt24Mbps

Syntax	Counter32
Max-Access	read-only
Status	current
Description	The number of octets received by the station at 24 Mbps rate.

wlsrStaRxPktsAt36Mbps

Syntax	Counter32
Max-Access	read-only
Status	current
Description	The number of packets received by the station at 36 Mbps rate.

wlsrStaRxBytesAt36Mbps

Syntax	Counter32
Max-Access	read-only
Status	current
Description	The number of octets received by the station at 36 Mbps rate.

wlsrStaRxPktsAt48Mbps

Syntax	Counter32
Max-Access	read-only
Status	current
Description	The number of packets received by the station at 48 Mbps rate.

wlsrStaRxBytesAt48Mbps

Syntax	Counter32
Max-Access	read-only
Status	current
Description	The number of octets received by the station at 48 Mbps rate.

wlsrStaRxPktsAt54Mbps

Syntax	Counter32
Max-Access	read-only
Status	current
Description	The number of packets received by the station at 54 Mbps rate.

wlsrStaRxBytesAt54Mbps

Syntax	Counter32
Max-Access	read-only
Status	current
Description	The number of octets received by the station at 54 Mbps rate.

wlsrStaDTypeStatsTable

The objects of the wlsr Station Destination Type Statistics table provide information categorized by address type.

Table 16 *wlsrStaDTypeStatsTable OIDs*

Object	OIDs	
wlsrStaDTypeStatsEntry	1.3.6.1.4.1.14823.2.3.1.1.3.4.3.1	wlsrStaDTypeStatsTable 1
wlsrStaTxDABroadcastPkts	1.3.6.1.4.1.14823.2.3.1.1.3.4.3.1.1	wlsrStaDTypeStatsEntry 1
wlsrStaTxDABroadcastBytes	1.3.6.1.4.1.14823.2.3.1.1.3.4.3.1.2	wlsrStaDTypeStatsEntry 2
wlsrStaTxDAMulticastPkts	1.3.6.1.4.1.14823.2.3.1.1.3.4.3.1.3	wlsrStaDTypeStatsEntry 3

Table 16 *wlsrStaDATypeStatsTable OIDs (Continued)*

Object	OIDs	
wlsrStaTxDAMulticastBytes	1.3.6.1.4.1.14823.2.3.1.1.3.4.3.1.4	wlsrStaDATypeStatsEntry 4
wlsrStaTxDAUnicastPkts	1.3.6.1.4.1.14823.2.3.1.1.3.4.3.1.5	wlsrStaDATypeStatsEntry 5
wlsrStaTxDAUnicastBytes	1.3.6.1.4.1.14823.2.3.1.1.3.4.3.1.6	wlsrStaDATypeStatsEntry 6

wlsrStaDATypeStatsEntry

Syntax	wlsrStaDATypeStatsEntry
Max-Access	not-accessible
Status	current
Description	Station statistics based on the destination address.
Index	{ wlsrStaAddress}

wlsrStaTxDABroadcastPkts

Syntax	Counter32
Max-Access	read-only
Status	current
Description	The number of broadcast packets transmitted by this station.

wlsrStaTxDABroadcastBytes

Syntax	Counter32
Max-Access	read-only
Status	current
Description	The number of broadcast bytes transmitted by this station.

wlsrStaTxDAMulticastPkts

Syntax	Counter32
Max-Access	read-only
Status	current
Description	The number of multicast packets transmitted by this station.

wlsrStaTxDAMulticastBytes

Syntax	Counter32
Max-Access	read-only
Status	current
Description	The number of multicast bytes transmitted by this station.

wlsrStaTxDAUnicastPkts

Syntax	Counter32
Max-Access	read-only
Status	current
Description	The total of unicast packets transmitted by this station.

wlsrStaTxDAUnicastBytes

Syntax	Counter32
Max-Access	read-only
Status	current
Description	The total of unicast bytes transmitted by this station.

wlsrStaFrameTypeStatsTable

The objects of the wlsr Station Frame Type Statistics table provide information about packet and byte counts per channel. The information is grouped by frame type.

Table 17 *wlsrStaFrameTypeStatsTable OIDs*

Object	Object ID	
wlsrStaFrameTypeStatsEntry	1.3.6.1.4.1.14823.2.3.1.1.3.4.4.1	wlsrStaFrameTypeStatsTable 1
wlsrStaTxMgmtPkts	1.3.6.1.4.1.14823.2.3.1.1.3.4.4.1.1	wlsrStaFrameTypeStatsEntry 1
wlsrStaTxMgmtBytes	1.3.6.1.4.1.14823.2.3.1.1.3.4.4.1.2	wlsrStaFrameTypeStatsEntry 2
wlsrStaTxCtrlPkts	1.3.6.1.4.1.14823.2.3.1.1.3.4.4.1.3	wlsrStaFrameTypeStatsEntry 3
wlsrStaTxCtrlBytes	1.3.6.1.4.1.14823.2.3.1.1.3.4.4.1.4	wlsrStaFrameTypeStatsEntry 4
wlsrStaTxDataPkts	1.3.6.1.4.1.14823.2.3.1.1.3.4.4.1.5	wlsrStaFrameTypeStatsEntry 5
wlsrStaTxDataBytes	1.3.6.1.4.1.14823.2.3.1.1.3.4.4.1.6	wlsrStaFrameTypeStatsEntry 6
wlsrStaRxMgmtPkts	1.3.6.1.4.1.14823.2.3.1.1.3.4.4.1.7	wlsrStaFrameTypeStatsEntry 7
wlsrStaRxMgmtBytes	1.3.6.1.4.1.14823.2.3.1.1.3.4.4.1.8	wlsrStaFrameTypeStatsEntry 8
wlsrStaRxCtrlPkts	1.3.6.1.4.1.14823.2.3.1.1.3.4.4.1.9	wlsrStaFrameTypeStatsEntry 9

Table 17 *wlsrStaFrameTypeStatsTable OIDs (Continued)*

Object	Object ID	
wlsrStaRxCtrlBytes	1.3.6.1.4.1.14823.2.3.1.1.3.4.4.1.10	wlsrStaFrameTypeStatsEntry 10
wlsrStaRxDataPkts	1.3.6.1.4.1.14823.2.3.1.1.3.4.4.1.11	wlsrStaFrameTypeStatsEntry 11
wlsrStaRxDataBytes	1.3.6.1.4.1.14823.2.3.1.1.3.4.4.1.12	wlsrStaFrameTypeStatsEntry 12

wlsrStaFrameTypeStatsEntry

Syntax	wlsrStaFrameTypeStatsEntry
Max-Access	not-accessible
Status	current
Description	Station frame type statistics entry.
Index	{ wlsrStaAddress}

wlsrStaTxMgmtPkts

Syntax	Counter32
Max-Access	read-only
Status	current
Description	The transmitted management packets from a station.

wlsrStaTxMgmtBytes

Syntax	Counter32
Max-Access	read-only
Status	current
Description	The transmitted management bytes from a station.

wlsrStaTxCtrlPkts

Syntax	Counter32
Max-Access	read-only
Status	current
Description	The transmitted control packets from a station.

wlsrStaTxCtrlBytes

Syntax	Counter32
Max-Access	read-only
Status	current
Description	The transmitted control bytes from a station.

wlsrStaTxDataPkts

Syntax	Counter32
Max-Access	read-only
Status	current
Description	The transmitted data packets from a station.

wlsrStaTxDataBytes

Syntax	Counter32
Max-Access	read-only
Status	current
Description	The transmitted data bytes observed on this channel.

wlsrStaRxMgmtPkts

Syntax	Counter32
Max-Access	read-only
Status	current
Description	The number of received management packets at a station.

wlsrStaRxMgmtBytes

Syntax	Counter32
Max-Access	read-only
Status	current
Description	The number of received management bytes at a station.

wlsrStaRxCtrlPkts

Syntax	Counter32
Max-Access	read-only
Status	current
Description	The number of received control packets at a station.

wlsrStaRxCtrlBytes

Syntax	Counter32
Max-Access	read-only
Status	current
Description	The number of received control bytes at a station.

wlsStaRxDataPkts

Syntax	Counter32
Max-Access	read-only
Status	current
Description	The number of received data packets at a station.

wlsrStaRxDataBytes

Syntax	Counter32
Max-Access	read-only
Status	current
Description	The number of received data bytes at a station.

wlsrStaPktSizeStatsTable

The objects of the wlsr Station Packet Size Statistics table provide information about packet and byte counts. The information is grouped by packet size.

Table 18 *wlsrStaPktSizeStatsTable OIDs*

Object	Object ID	
wlsrStaPktSizeStatsEntry	1.3.6.1.4.1.14823.2.3.1.1.3.3.5.1	wlsrStaPktSizeStatsTable 1
wlsrStaTxPkts63Bytes	1.3.6.1.4.1.14823.2.3.1.1.3.3.5.1.1	wlsrChannelPktSizeStatsEntry 1
wlsrStaTxPkts64To127	1.3.6.1.4.1.14823.2.3.1.1.3.3.5.1.2	wlsrChannelPktSizeStatsEntry 2

Table 18 *wlsrStaPktSizeStatsTable OIDs (Continued)*

Object	Object ID	
wlsrStaTxPkts128To255	1.3.6.1.4.1.14823.2.3.1.1.3.3.5.1.3	wlsrChannelPktSizeStatsEntry 3
wlsrStaTxPkts256To511	1.3.6.1.4.1.14823.2.3.1.1.3.3.5.1.4	wlsrChannelPktSizeStatsEntry 4
wlsrStaTxPkts512To1023	1.3.6.1.4.1.14823.2.3.1.1.3.3.5.1.5	wlsrChannelPktSizeStatsEntry 5
wlsrStaTxPkts1024To1518	1.3.6.1.4.1.14823.2.3.1.1.3.3.5.1.6	wlsrChannelPktSizeStatsEntry 6

wlsrStaPktSizeStatsEntry

Syntax	wlsrStaPktSizeStatsEntry
Max-Access	not-accessible
Status	current
Description	Station packet size statistics.
Index	{ wlsrStaAddress }

wlsrStaTxPkts63Bytes

Syntax	Counter32
Max-Access	read-only
Status	current
Description	The number of packets transmitted by the station that were less than 64 bytes long.

wlsrStaTxPkts64To127

Syntax	Counter32
Max-Access	read-only
Status	current
Description	The number of packets transmitted by the station that were between 64 and 127 bytes long.

wlsrStaTxPkts128To255

Syntax	Counter32
Max-Access	read-only
Status	current
Description	The number of packets transmitted by the station that were between 128 and 255 bytes long.

wlSrStaTxPkts256To511

Syntax	Counter32
Max-Access	read-only
Status	current
Description	The number of packets transmitted by the station that were between 256 and 511 bytes long.

wlSrStaTxPkts512To1023

Syntax	Counter32
Max-Access	read-only
Status	current
Description	The number of packets transmitted by the station that were between 512 and 1023 bytes long.

wlSrStaTxPkts1024To1518

Syntax	Counter32
Max-Access	read-only
Status	current
Description	The number of packets transmitted by the station that were between 1024 and 1518 bytes long.

wlSrStaRxPkts63Bytes

Syntax	Counter32
Max-Access	read-only
Status	current
Description	The number of packets received by the station that were less than 64 bytes long.

wlSrStaRxPkts64To127

Syntax	Counter32
Max-Access	read-only
Status	current
Description	The number of packets received by the station that were between 64 and 127 bytes long.

wlsrStaRxPkts128To255

Syntax	Counter32
Max-Access	read-only
Status	current
Description	The number of packets received by the station that were between 128 and 255 bytes long.

wlsrStaRxPkts256To511

Syntax	Counter32
Max-Access	read-only
Status	current
Description	The number of packets received by the station that were between 256 and 511 bytes long.

wlsrStaRxPkts512To1023

Syntax	Counter32
Max-Access	read-only
Status	current
Description	The number of packets received by the station that were between 512 and 1023 bytes long.

wlsrStaRxPkts1024To1518

Syntax	Counter32
Max-Access	read-only
Status	current
Description	The number of packets received by the station that were between 1024 and 1518 bytes long.

wlsrAirMonitorApListTable

The objects of the wlsr Air Monitor Access Point List table list all the access points that the air monitor is monitoring. On an access point, this table contains itself.

Table 19 *wlsrAirMonitorApListTable OIDs*

Object	Object ID	
wlsrAirMonitorApListEntry	1.3.6.1.4.1.14823.2.3.1.1.4.1.1	wlsrAirMonitorApListTable 1
wlsrAmApBSSID	1.3.6.1.4.1.14823.2.3.1.1.4.1.1.1	wlsrAirMonitorApListEntry 1
wlsrAmSSID	1.3.6.1.4.1.14823.2.3.1.1.4.1.1.2	wlsrAirMonitorApListEntry 2

Table 19 *wlsrAirMonitorApListTable OIDs (Continued)*

Object	Object ID	
wlsrAmChannel	1.3.6.1.4.1.14823.2.3.1.1.4.1.1.3	wlsrAirMonitorApListEntry 3
wlsrAmPhysicalType	1.3.6.1.4.1.14823.2.3.1.1.4.1.1.4	wlsrAirMonitorApListEntry 4
wlsrAmAccessPointType	1.3.6.1.4.1.14823.2.3.1.1.4.1.1.5	wlsrAirMonitorApListEntry 5
wlsrAmRAPType	1.3.6.1.4.1.14823.2.3.1.1.4.1.1.6	wlsrAirMonitorApListEntry 6
wlsrAmRSSI	1.3.6.1.4.1.14823.2.3.1.1.4.1.1.7	wlsrAirMonitorApListEntry 7
wlsrAmMonitoredTime	1.3.6.1.4.1.14823.2.3.1.1.4.1.1.8	wlsrAirMonitorApListEntry 8
wlsrAmInactivityTime	1.3.6.1.4.1.14823.2.3.1.1.4.1.1.9	wlsrAirMonitorApListEntry 9
wlsrAmLoadBalancing	1.3.6.1.4.1.14823.2.3.1.1.4.1.1.10	wlsrAirMonitorApListEntry 10

wlsrAirMonitorApListEntry

Syntax	wlsrAirMonitorApListEntry
Max-Access	not-accessible
Status	current
Description	Ap List Entry.
Index	{ wlsrAmApBSSID }

wlsrAmApBSSID

Syntax	MacAddress
Max-Access	not-accessible
Status	current
Description	BSSID of the access point.

wlsrAmSSID

Syntax	DisplayString(Size(0..62))
Max-Access	read-only
Status	current
Description	The SSID of the access point.

wlsrAmChannel

Syntax	Integer(1..165)
Max-Access	read-only
Status	current
Description	The channel on which this access point is operating.

wlsrAmPhysicalType

Syntax	Integer dot11b(1) dot11a(2) dot11g(3)
Max-Access	read-only
Status	current
Description	The physical layer type.

wlsrAmAccessPointType

Syntax	Integer genericAp(1) softAp(2) ciscoAp(3)
Max-Access	read-only
Status	current
Description	The type of access point.

wlsrAmRAPType

Syntax	Integer valid(1) interfering(2) unsecure(3) dos(4) unknown(5)
Max-Access	read-only
Status	current
Description	The type of the access point.

wlsrAmRSSI

Syntax	Integer32
Max-Access	read-only
Status	current
Description	The access point receiver signal strength.

wlsrAmMonitoredTime

Syntax	TimeTicks
Max-Access	read-only
Status	current
Description	Time in ticks since the air monitor is observing this access point.

wlsrAmInactivityTime

Syntax	TimeTicks
Max-Access	read-only
Status	current
Description	Access point inactivity time.

wlsrAmLoadBalancing

Syntax	Integer enable(1) disable(2)
Max-Access	read-only
Status	current
Description	The attributes indicates whether load balancing is enabled for this access point.

wlsrTrapObjectsGroup

The objects of the wlsr Trap Objects group provide information about traps generated by access points. The objects of this group do not support the commands *GET* or *SET*.

Table 20 *wlsrTrapsGroup OIDs*

Object	Object ID	
wlsrTargetApBSSID	1.3.6.1.4.1.14823.2.3.1.1.100.100.1	wlsrTrapObjectsGroup 1
wlsrTargetApSSID	1.3.6.1.4.1.14823.2.3.1.1.100.100.2	wlsrTrapObjectsGroup 2

Table 20 *wlsrTrapsGroup OIDs (Continued)*

Object	Object ID	
wlsrTargetApChannel	1.3.6.1.4.1.14823.2.3.1.1.100.100.3	wlsrTrapObjectsGroup 3
wlsrSourceMac	1.3.6.1.4.1.14823.2.3.1.1.100.100.4	wlsrTrapObjectsGroup 4
wlsrNodeMac	1.3.6.1.4.1.14823.2.3.1.1.100.100.5	wlsrTrapObjectsGroup 5
wlsrFrameType	1.3.6.1.4.1.14823.2.3.1.1.100.100.6	wlsrTrapObjectsGroup 6
wlsrAddressType	1.3.6.1.4.1.14823.2.3.1.1.100.100.7	wlsrTrapObjectsGroup 7
wlsrSignatureName	1.3.6.1.4.1.14823.2.3.1.1.100.100.8	wlsrTrapObjectsGroup 8
wlsrMatchedMac	1.3.6.1.4.1.14823.2.3.1.1.100.100.9	wlsrTrapObjectsGroup 9
wlsrMatchedIp	1.3.6.1.4.1.14823.2.3.1.1.100.100.10	wlsrTrapObjectsGroup 10
wlsrReceiverMac	1.3.6.1.4.1.14823.2.3.1.1.100.100.11	wlsrTrapObjectsGroup 11
wlsrTransmitterMac	1.3.6.1.4.1.14823.2.3.1.1.100.100.12	wlsrTrapObjectsGroup 12
wlsrRSSI	1.3.6.1.4.1.14823.2.3.1.1.100.100.13	wlsrTrapObjectsGroup 13
wlsrRogueInfoURL	1.3.6.1.4.1.14823.2.3.1.1.100.100.14	wlsrTrapObjectsGroup 14
wlsrInterferingAPIInfoURL	1.3.6.1.4.1.14823.2.3.1.1.100.100.15	wlsrTrapObjectsGroup 15

wlsrTargetApBSSID**Syntax** MacAddress**Max-Access** read-only**Status** current**Description** This object is used in the traps to indicate the BSSID of the access point for which we are raising the trap. If an air monitor is sending the trap, this will indicate AP. If an Access Point is sending the trap, it will point to itself.**wlsrTargetApSSID****Syntax** DisplayString(Size(0..64))**Max-Access** read-only**Status** current**Description** This object is used in the traps to indicate the SSID of the access point for which we are raising the trap. If an air monitor is sending the trap, this will indicate AP. If an Access Point is sending the trap it will point to itself.

wlsrTargetApChannel

Syntax	Integer(1..165)
Max-Access	read-only
Status	current
Description	This object is used in the traps to indicate the channel of the access point for which we are raising the trap. If an air monitor is sending the trap, this will indicate access point. If an access point is sending the trap, it will point to itself.

wlsrSourceMac

Syntax	MacAddress
Max-Access	read-only
Status	current
Description	This object is used in the traps to indicate the MAC address of the source.

wlsrNodeMac

Syntax	MacAddress
Max-Access	read-only
Status	current
Description	This object is used in the traps to indicate the MAC address of a node.

wlsrFrameType

Syntax	Integer associateRequest(1) associateResponse(2) reassociateRequest(3) reassociateResponse(4) probeRequest(5) probeResponse(6) beacon(9) atim(10) disassociate(11) auth(12) deauth(13)
Max-Access	read-only
Status	current
Description	This object is used in the traps to indicate the frame type.

wlsrAddressType

Syntax	Integer srcAddress(1) dstAddress(2) bssid(3)
Max-Access	read-only
Status	current
Description	This object is used in the traps to indicate the address type.

wlsrSignatureName

Syntax	Octet String (Size (0..64))
Max-Access	read-only
Status	current
Description	This object is used in the traps to indicate the signature name.

wlsrMatchedMac

Syntax	MacAddress
Max-Access	read-only
Status	current
Description	This object is used in the traps to indicate the MAC address.

wlsrMatchedIp

Syntax	IpAddress
Max-Access	read-only
Status	current
Description	This object is used in the traps to indicate the IP Address.

wlsrReceiverMac

Syntax	MacAddress
Max-Access	read-only
Status	current
Description	This object is used in the traps to indicate the MAC address of the receiver.

wlsrTransmitterMac

Syntax	MacAddress
Max-Access	read-only
Status	current
Description	This object is used in the traps to indicate the MAC address of the transmitter.

wlsrRSSI

Syntax	Integer32
Max-Access	read-only
Status	current
Description	This object is used in the traps to indicate the signal strength indicator.

wlsrRogueInfoURL

Syntax	DisplayString(Size(0..256))
Max-Access	read-only
Status	current
Description	This object is used to point to the WEBGUI rogue access point information URL.

wlsrInterferingAPInfoURL

Syntax	DisplayString(Size(0..256))
Max-Access	read-only
Status	current
Description	This object is used to point to the WEBGUI rogue interfering access point information URL.

wlsrTrapsGroup

The wlsr Traps group is type notification.

Table 21 *wlsrTrapsGroup OIDs*

Object	Object ID	
wlsrUnsecureApDetected	1.3.6.1.4.1.14823.2.3.1.1.100.1001	wlsrTrapsGroup 1001
wlsrStalImpersonation	1.3.6.1.4.1.14823.2.3.1.1.100.1002	wlsrTrapsGroup 1002
wlsrReservedChannelViolation	1.3.6.1.4.1.14823.2.3.1.1.100.1003	wlsrTrapsGroup 1003
wlsrValidSSIDViolation	1.3.6.1.4.1.14823.2.3.1.1.100.1004	wlsrTrapsGroup 1004

Table 21 *wlsrTrapsGroup OIDs (Continued)*

Object	Object ID	
wlsrChannelMisconfiguration	1.3.6.1.4.1.14823.2.3.1.1.100.1005	wlsrTrapsGroup 1005
wlsrOUIMisconfiguration	1.3.6.1.4.1.14823.2.3.1.1.100.1006	wlsrTrapsGroup 1006
wlsrSSIDMisconfiguration	1.3.6.1.4.1.14823.2.3.1.1.100.1007	wlsrTrapsGroup 1007
wlsrShortPreableMisconfiguration	1.3.6.1.4.1.14823.2.3.1.1.100.1008	wlsrTrapsGroup 1008
wlsrWPAMisconfiguration	1.3.6.1.4.1.14823.2.3.1.1.100.1009	wlsrTrapsGroup 1009
wlsrAdhocNetworkDetected	1.3.6.1.4.1.14823.2.3.1.1.100.1010	wlsrTrapsGroup 1010
wlsrStaPolicyViolation	1.3.6.1.4.1.14823.2.3.1.1.100.1011	wlsrTrapsGroup 1011
wlsrRepeatWEPIVViolation	1.3.6.1.4.1.14823.2.3.1.1.100.1012	wlsrTrapsGroup 1012
wlsrWeakWEPIVViolation	1.3.6.1.4.1.14823.2.3.1.1.100.1013	wlsrTrapsGroup 1013
wlsrChannelInterferenceDetected	1.3.6.1.4.1.14823.2.3.1.1.100.1014	wlsrTrapsGroup 1014
wlsrAPIInterferenceDetected	1.3.6.1.4.1.14823.2.3.1.1.100.1015	wlsrTrapsGroup 1015
wlsrStaInterferenceDetected	1.3.6.1.4.1.14823.2.3.1.1.100.1016	wlsrTrapsGroup 1016
wlsrFrameRetryRateExceeded	1.3.6.1.4.1.14823.2.3.1.1.100.1017	wlsrTrapsGroup 1017
wlsrFrameReceiveErrorRateExceeded	1.3.6.1.4.1.14823.2.3.1.1.100.1018	wlsrTrapsGroup 1018
wlsrFrameFragmentationRateExceeded	1.3.6.1.4.1.14823.2.3.1.1.100.1019	wlsrTrapsGroup 1019
wlsrFrameBandWidthRateExceeded	1.3.6.1.4.1.14823.2.3.1.1.100.1020	wlsrTrapsGroup 1020
wlsrFrameLowSpeedRateExceeded	1.3.6.1.4.1.14823.2.3.1.1.100.1021	wlsrTrapsGroup 1021
wlsrFrameNonUnicastRateExceeded	1.3.6.1.4.1.14823.2.3.1.1.100.1022	wlsrTrapsGroup 1022
wlsrLoadbalancingEnabled	1.3.6.1.4.1.14823.2.3.1.1.100.1023	wlsrTrapsGroup 1023
wlsrChannelFrameRetryRateExceeded	1.3.6.1.4.1.14823.2.3.1.1.100.1024	wlsrTrapsGroup 1024
wlsrChannelFrameFragmentationRateExceeded	1.3.6.1.4.1.14823.2.3.1.1.100.1025	wlsrTrapsGroup 1025
wlsrChannelFrameErrorRateExceeded	1.3.6.1.4.1.14823.2.3.1.1.100.1026	wlsrTrapsGroup 1026
wlsrSignatureMatch	1.3.6.1.4.1.14823.2.3.1.1.100.1027	wlsrTrapsGroup 1027
wlsrChannelRateAnomaly	1.3.6.1.4.1.14823.2.3.1.1.100.1028	wlsrTrapsGroup 1028
wlsrNodeRateAnomaly	1.3.6.1.4.1.14823.2.3.1.1.100.1029	wlsrTrapsGroup 1029
wlsrEAPRateAnomaly	1.3.6.1.4.1.14823.2.3.1.1.100.1030	wlsrTrapsGroup 1030
wlsrSignalAnomaly	1.3.6.1.4.1.14823.2.3.1.1.100.1031	wlsrTrapsGroup 1031
wlsrSequenceNumberAnomaly	1.3.6.1.4.1.14823.2.3.1.1.100.1032	wlsrTrapsGroup 1032
wlsrDisconnectStationAttack	1.3.6.1.4.1.14823.2.3.1.1.100.1033	wlsrTrapsGroup 1033
wlsrApFloodAttack	1.3.6.1.4.1.14823.2.3.1.1.100.1034	wlsrTrapsGroup 1034
wlsrAdhocNetwork	1.3.6.1.4.1.14823.2.3.1.1.100.1035	wlsrTrapsGroup 1035
wlsrWirelessBridge	1.3.6.1.4.1.14823.2.3.1.1.100.1036	wlsrTrapsGroup 1036
wlsrInvalidMacOUI	1.3.6.1.4.1.14823.2.3.1.1.100.1037	wlsrTrapsGroup 1037
wlsrLoadbalancingDisabled	1.3.6.1.4.1.14823.2.3.1.1.100.1038	wlsrTrapsGroup 1038

Table 21 *wlsrTrapsGroup OIDs (Continued)*

Object	Object ID	
wlsrWEPMisconfiguration	1.3.6.1.4.1.14823.2.3.1.1.100.1039	wlsrTrapsGroup 1039
wlsrStaRepeatWEPIVViolation	1.3.6.1.4.1.14823.2.3.1.1.100.1040	wlsrTrapsGroup 1040
wlsrStaWeakWEPIVViolation	1.3.6.1.4.1.14823.2.3.1.1.100.1041	wlsrTrapsGroup 1041
wlsrStaAssociatedToUnsecureAp	1.3.6.1.4.1.14823.2.3.1.1.100.1042	wlsrTrapsGroup 1042
wlsrAdhocNetworkBridgeDetected	1.3.6.1.4.1.14823.2.3.1.1.100.1043	wlsrTrapsGroup 1043
wlsrInterferingApDetected	1.3.6.1.4.1.14823.2.3.1.1.100.1044	wlsrTrapsGroup 1044

wlsrUnsecureApDetected

Objects	{wlsrTargetApBSSID, wlsrTargetApSSID, wlsrLocation, wlsrCurrentChannel, wlsrMatchedMac, wlsrMatchedIp, wlsrRogueInfoURL}
Status	current
Description	This trap indicates that an unsecure access point is detected by an air monitor located at wlsrLocation on channel wlsrCurrentChannel . The AP is declared unsecure, because we matched it to the wlsrMatchedMac/wlsrMatchedIp.

wlsrStalmpersonation

Objects	{wlsrNodeMac, wlsrLocation}
Status	current
Description	This trap indicates that an AM at location wlsrLocation detected a station impersonation.

wlsrReservedChannelViolation

Objects	{wlsrTargetApBSSID, wlsrTargetApSSID, wlsrLocation, wlsrCurrentChannel}
Status	current
Description	This trap indicates that an Access Point is detected by an AP at location wlsrLocation, which violates the Reserved Channel configuration.

wlsrValidSSIDViolation

Objects	{wlsrTargetApBSSID, wlsrTargetApSSID, wlsrLocation, wlsrCurrentChannel}
Status	current
Description	This trap indicates that an Access Point violating Valid SSID is detected by an AP at wlsrLocation.

wlsrChannelMisconfiguration

Objects	{wlsrTargetApBSSID, wlsrTargetApSSID, wlsrLocation, wlsrCurrentChannel}
Status	current
Description	This trap indicates that an Access Point has a bad channel configuration.

wlsrOUIMisconfiguration

Objects	{wlsrTargetApBSSID, wlsrTargetApSSID, wlsrLocation, wlsrCurrentChannel}
Status	current
Description	This trap indicates that an Access Point has a bad OUI configuration.

wlsrSSIDMisconfiguration

Objects	{wlsrTargetApBSSID, wlsrTargetApSSID, wlsrLocation, wlsrCurrentChannel}
Status	current
Description	This trap indicates that an Access Point has a bad SSID configuration.

wlsrShortPreambleMisconfiguration

Objects	{wlsrTargetApBSSID, wlsrTargetApSSID, wlsrLocation, wlsrCurrentChannel}
Status	current
Description	This trap indicates that an Access Point has a bad short preamble configuration.

wlsrWPAMisconfiguration

Objects	{wlsrTargetApBSSID, wlsrTargetApSSID, wlsrLocation, wlsrCurrentChannel}
Status	current
Description	This trap indicates that an Access Point has bad WPA configuration.

wlsrAdhocNetworkDetected

Objects	{wlsrTargetApBSSID, wlsrTargetApSSID, wlsrLocation, wlsrCurrentChannel}
Status	current
Description	This trap indicates that an AM has detected an ad hoc network.

wlsrStaPolicyViolation

Objects	{wlsrTargetApBSSID, wlsrNodeMac, wlsrLocation, wlsrCurrentChannel}
Status	current
Description	This trap indicates that a Valid Station policy is violated.

wlsrRepeatWEPIVViolation

Objects	{wlsrTargetApBSSID, wlsrTargetApSSID, wlsrLocation, wlsrCurrentChannel}
Status	current
Description	This trap indicates that an AP/AM detected a Repeat WEP-IV violation.

wlsrWeakWEPIVViolation

Objects	{wlsrTargetApBSSID, wlsrTargetApSSID, wlsrLocation, wlsrCurrentChannel}
Status	current
Description	This trap indicates that an AP/AM detected a Weak WEP-IV violation.

wlsrChannelInterferenceDetected

Objects	{wlsrLocation, wlsrCurrentChannel}
Status	current
Description	This trap indicates that an AM/AP located at wlsrLocation has detected a channel interference on wlsrCurrentChannel.

wlsrAPInterferenceDetected

Objects	{wlsrTargetApBSSID, wlsrTargetApSSID, wlsrLocation, wlsrCurrentChannel}
Status	current
Description	This trap indicates that an AM/AP located at wlsrLocation has detected an AP interference on wlsrCurrentChannel.

wlsrStaInterferenceDetected

Objects	{wlsrTargetApBSSID, wlsrTargetApSSID, wlsrNodeMac, wlsrLocation, wlsrCurrentChannel}
Status	current
Description	This trap indicates that an AM/AP located at wlsrLocation has detected a station interference on wlsrCurrentChannel.

wlsrFrameRetryRateExceeded

Objects	{wlsrTargetApBSSID, wlsrTargetApSSID, wlsrLocation, wlsrCurrentChannel}
Status	current
Description	This trap indicates that an AM/AP located at wlsrLocation is reporting that an AP wlsrTargetApBSSID has exceeded an upper threshold for frame retry rate for AP wlsrTargetApBSSID.

wlsrFrameReceiveErrorRateExceeded

Objects	{wlsrTargetApBSSID, wlsrTargetApSSID, wlsrTargetApChannel, wlsrLocation}
Status	current
Description	This trap indicates that an AM/AP located at wlsrLocation is reporting that an AP wlsrTargetApBSSID has exceeded an upper threshold for Frame Receive Error Rate for AP wlsrTargetApBSSID.

wlsrFrameFragmentationRateExceeded

Objects	{wlsrTargetApBSSID, wlsrTargetApSSID, wlsrTargetApChannel, wlsrLocation}
Status	current
Description	This trap indicates that an AM/AP located at wlsrLocation is reporting that an AP wlsrTargetApBSSID has exceeded an upper threshold for Frame Fragmentation Rate for AP wlsrTargetApBSSID.

wlsrFrameBandWidthRateExceeded

Objects	{wlsrNodeMac, wlsrTargetApBSSID, wlsrTargetApSSID, wlsrLocation, wlsrCurrentChannel}
Status	current
Description	This trap indicates that an AM/AP located at wlsrLocation is reporting that a station wlsrStaAddress has exceeded the allocated bandwidth rate.

wlsrFrameLowSpeedRateExceeded

Objects	{wlsrNodeMac, wlsrTargetApBSSID, wlsrTargetApSSID, wlsrLocation, wlsrCurrentChannel}
Status	current
Description	This trap indicates that an AM/AP located at wlsrLocation is reporting that a station wlsrStaAddress has exceeded the low speed rate.

wlsrFrameNonUnicastRateExceeded

Objects	{wlsrNodeMac, wlsrTargetApBSSID, wlsrTargetApSSID, wlsrLocation, wlsrCurrentChannel}
Status	current
Description	This trap indicates that an AM/AP located at wlsrLocation is reporting that a station wlsrStaAddress has exceeded the non-unicast traffic rate.

wlsrLoadbalancingEnabled

Objects	{wlsrTargetApBSSID, wlsrTargetApSSID, wlsrLocation, wlsrCurrentChannel}
Status	current
Description	This trap indicates that an AM/AP located at wlsrLocation is reporting that an AP with BSSID wlsrTargetApBSSID has enabled load balancing.

wlsrChannelFrameRetryRateExceeded

Objects	{wlsrLocation, wlsrCurrentChannel}
Status	current
Description	This trap indicates that an AM/AP located at wlsrLocation is reporting that it exceeded an upper threshold for frame retry rate.

wlsrChannelFrameFragmentationRateExceeded

Objects	{wlsrLocation, wlsrCurrentChannel}
Status	current
Description	This trap indicates that an AM/AP located at wlsrLocation is reporting that it exceeded an upper threshold for frame fragmentation rate.

wlsrChannelFrameErrorRateExceeded

Objects	{wlsrLocation, wlsrCurrentChannel}
Status	current
Description	This trap indicates that an AM/AP located at wlsrLocation is reporting that it exceeded an upper threshold for frame error rate.

wlsrSignatureMatch

Objects	{wlsrSignatureName, wlsrSourceMac, wlsrRSSI, wlsrLocation}
Status	current
Description	This trap indicates that a signature match was detected.

wlsrChannelRateAnomaly

Objects	{wlsrFrameType, wlsrLocation, wlsrCurrentChannel}
Status	current
Description	This trap indicates that an AP/AM at wlsrLocation detected frames of type wlsrFrameType on wlsrCurrentChannel which exceeds the configured IDS rate threshold.

wlsrNodeRateAnomaly

Objects	{wlsrFrameType, wlsrNodeMac, wlsrRSSI, wlsrLocation}
Status	current
Description	This trap indicates that an AP/AM at wlsrLocation detected frames of type wlsrFrameType transmitted by node wlsrNodeMac which exceeds the configured IDS rate threshold.

wlsrEAPRateAnomaly

Objects	{wlsrLocation, wlsrCurrentChannel}
Status	current
Description	This trap indicates that the number of EAP Handshake packets received by an AP/AM at wlsrLocation exceeds the configured IDS EAP Handshake rate.

wlsrSignalAnomaly

Objects	{wlsrLocation, wlsrCurrentChannel}
Status	current
Description	This trap indicates that an AP/AM at wlsrLocation detected a signal anomaly on wlsrCurrentChannel.

wlsrSequenceNumberAnomaly

Objects	{wlsrSourceMac, wlsrRSSI, wlsrLocation}
Status	current
Description	This trap indicates that an AP/AM at wlsrLocation received packets which exceeds the acceptable sequence number difference. The acceptable sequence number difference is an IDS Configuration object.

wlsrDisconnectStationAttack

Objects	{wlsrFrameType, wlsrSourceMac, wlsrRSSI, wlsrLocation}
Status	current
Description	This trap indicates that an AP/AM detected a station disconnect attack.

wlsrApFloodAttack

Objects	{wlsrLocation}
Status	current
Description	This trap is triggered when the number of spurious AP's detected by an AP/AM at wlsrLocation exceeds the configured IDS threshold.

wlsrAdhocNetwork

Objects	{wlsrSourceMac, wlsrTargetApBSSID, wlsrTargetApSSID, wlsrRSSI, wlsrLocation}
Status	current
Description	This trap indicates that an AP/AM at wlsrLocation detected an ad hoc network. Node wlsrSourceMac is connected to an ad hoc AP wlsrTargetAApBSSID with wlsrTargetApSSID.

wlsrWirelessBridge

Objects	{wlsrTransmitterMac, wlsrReceiverMac, wlsrRSSI, wlsrLocation}
Status	current
Description	This trap indicates that an AP/AM at wlsrLocation detected a Wireless Bridge. The detected bridge is between wlsrSourceMac and wlsrReceiverMac.

wlsrInvalidMacOUI

Objects	{wlsrAddressType, wlsrNodeMac, wlsrRSSI, wlsrLocation}
Status	current
Description	This trap indicates that an AP/AM at wlsrLocation detected an invalid MAC OUI in transmission from the node wlsrNodeMac. The invalid MAC is the <wlsrAddressType>.

wlsrLoadbalancingDisabled

Objects	{wlsrTargetApBSSID, wlsrTargetApSSID, wlsrTargetApChannel, wlsrLocation}
Status	current
Description	This trap indicates that an AM/AP located at wlsrLocation is reporting that an AP with BSSID wlsrTargetApBSSID has disabled load balancing.

wlsrWEPMisconfiguration

Objects	{wlsrTargetApBSSID, wlsrTargetApSSID, wlsrLocation, wlsrCurrentChannel}
Status	current
Description	This trap indicates that an Access Point has a bad WEP configuration.

wlsrStaRepeatWEPIVViolation

Objects	{wlsrTargetApBSSID, wlsrTargetApSSID, wlsrNodeMac, wlsrLocation, wlsrCurrentChannel}
Status	current
Description	This trap indicates that an AP/AM detected a repeat WEP-IV violation for a station.

wlsrStaWeakWEPIVViolation

Objects	{wlsrTargetApBSSID, wlsrTargetApSSID, wlsrNodeMac, wlsrLocation, wlsrCurrentChannel}
Status	current
Description	This trap indicates that an AP/AM detected a weak WEP-IV violation for a station.

wlsrStaAssociatedToUnsecureAp

Objects	{wlsrTargetApBSSID, wlsrTargetApSSID, wlsrLocation, wlsrCurrentChannel, wlsrNodeMac, wlsrRogueInfoURL}
Status	current
Description	This trap indicates that a station with wlsrNodeMac associated with an Unsecure Access Point wlsrTargetApBSSID. This is detected by an air monitor located at wlsrLocation on channel wlsrCurrentChannel.

wlsrAdhocNetworkBridgeDetected

Objects	{wlsrSourceMac, wlsrTargetApBSSID, wlsrTargetApSSID, wlsrLocation, wlsrCurrentChannel}
Status	current
Description	This trap indicates that an AM has detected an ad hoc network that is bridging to a wired network.

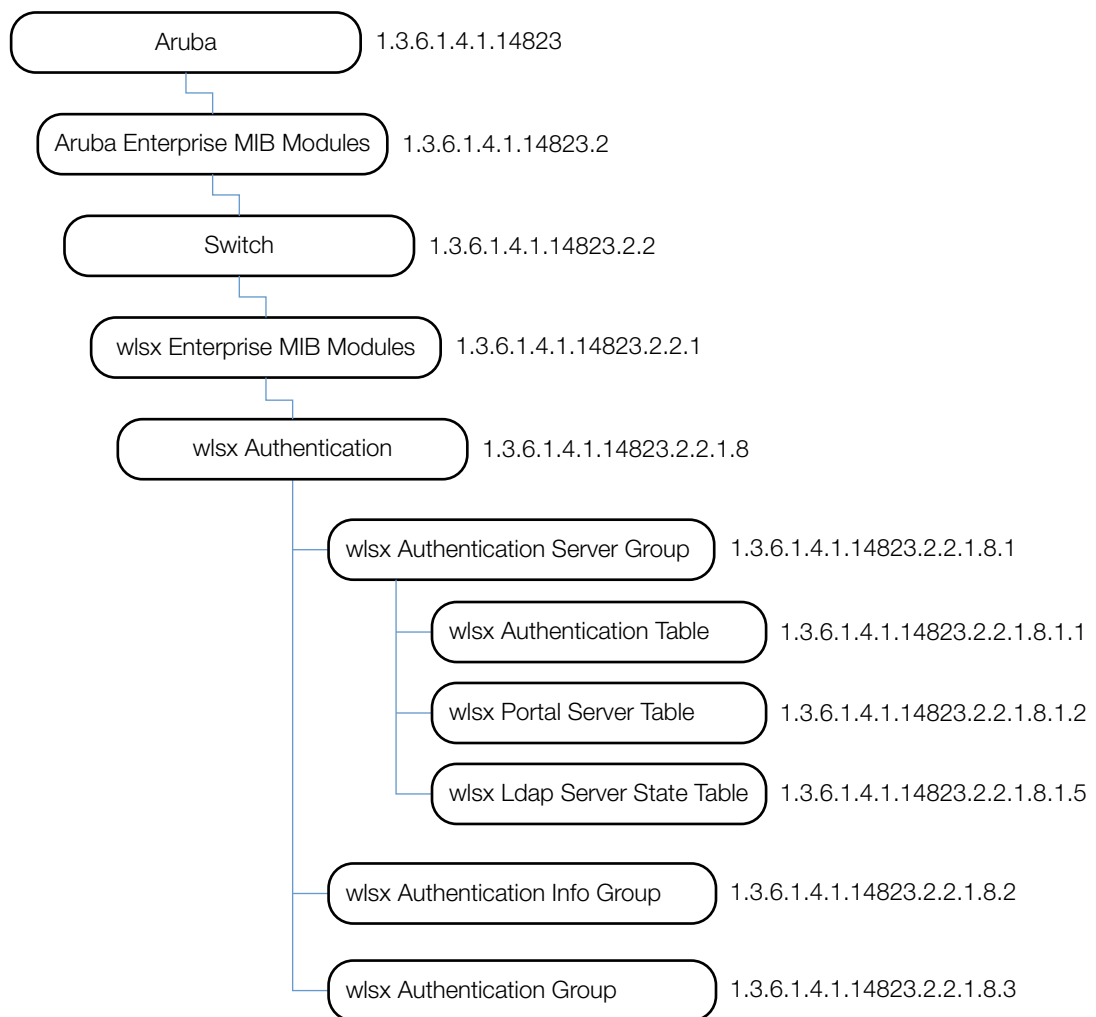
wlsrInterferingApDetected

Objects	{wlsrTargetApBSSID, wlsrTargetApSSID, wlsrLocation, wlsrCurrentChannel, wlsrInterferingAPIInfoURL}
Status	current
Description	This trap indicates that an Interfering Access Point is detected by an air monitor located at wlsrLocation on channel wlsrCurrentChannel.

The Authentication module provides information about the authentication server, as well as entities that are attempting to access the network. Authentication is used to verify the entity that is communicating to a device.

Figure 6 shows the architecture of the Auth MIB relative to 1.3.6.1.4.1.14823 (iso.org.dod.internet.private.enterprise.aruba). The Authentication MIBs are listed in the file *aruba-auth.mib*. For information about downloading Dell MIB files, see “[Downloading MIB Files](#)” on page 23.

Figure 6 Authorization Hierarchy



The Authentication MIB consists of several tables, which are listed and summarized in [Table 22](#). The objects of each table are described in the following sections.

Table 22 *Authentication MIB Tables*

Group	Description
wlsxAuthenticationServerTable	Contains the users (both wired and wireless) currently connected to the controller. Users are identified by their IP addresses.
wlsxPortalServerTable	Contains the configured captive portal servers.
wlsxLdapServerStateTable	Contains the LDAP server state.

wlsxAuthenticationServerTable

The objects of the wlsx Authentication Server table provide information about the authentication servers in the controller.

Table 23 *wlsxAuthenticationServerTable OIDs*

Object	Object ID	
wlsxAuthenticationServerEntry	1.3.6.1.4.1.14823.2.2.1.8.1.1.1	wlsxAuthenticationServerTable 1
authServerName	1.3.6.1.4.1.14823.2.2.1.8.1.1.1.1	wlsxAuthenticationServerEntry 1
authServerType	1.3.6.1.4.1.14823.2.2.1.8.1.1.1.2	wlsxAuthenticationServerEntry 2
authServerAddress	1.3.6.1.4.1.14823.2.2.1.8.1.1.1.3	wlsxAuthenticationServerEntry 3
authServerPort	1.3.6.1.4.1.14823.2.2.1.8.1.1.1.4	wlsxAuthenticationServerEntry 4
authServerRetryCount	1.3.6.1.4.1.14823.2.2.1.8.1.1.1.5	wlsxAuthenticationServerEntry 5
authServerTimeOutValue	1.3.6.1.4.1.14823.2.2.1.8.1.1.1.6	wlsxAuthenticationServerEntry 6
authServerState	1.3.6.1.4.1.14823.2.2.1.8.1.1.1.7	wlsxAuthenticationServerEntry 7
authServerInservice	1.3.6.1.4.1.14823.2.2.1.8.1.1.1.8	wlsxAuthenticationServerEntry 8
authServerUsageCount	1.3.6.1.4.1.14823.2.2.1.8.1.1.1.9	wlsxAuthenticationServerEntry 9
authServerSuccessfullAuths	1.3.6.1.4.1.14823.2.2.1.8.1.1.1.10	wlsxAuthenticationServerEntry 10
authServerFailedAuths	1.3.6.1.4.1.14823.2.2.1.8.1.1.1.11	wlsxAuthenticationServerEntry 11
authServerTimeouts	1.3.6.1.4.1.14823.2.2.1.8.1.1.1.12	wlsxAuthenticationServerEntry 12
authServerAvgResponseTime	1.3.6.1.4.1.14823.2.2.1.8.1.1.1.13	wlsxAuthenticationServerEntry 13
authServerOutStandingRequests	1.3.6.1.4.1.14823.2.2.1.8.1.1.1.14	wlsxAuthenticationServerEntry 14
authServerUptime	1.3.6.1.4.1.14823.2.2.1.8.1.1.1.15	wlsxAuthenticationServerEntry 15

wlsxAuthenticationServerEntry

Syntax	wlsxAuthenticationServerEntry
Max-Access	not-accessible
Status	current
Description	Server entry.
Index	{ authServerName }

authServerName

Syntax	DisplayString(SIZE(0..32))
Max-Access	not-accessible
Status	current
Description	The name of the authentication server.

authServerType

Syntax	ArubaAuthServerType
Max-Access	read-only
Status	current
Description	The type of the authentication server.

authServerAddress

Syntax	IpAddress
Max-Access	read-create
Status	current
Description	The IP address of the authentication server.

authServerPort

Syntax	Integer32
Max-Access	read-create
Status	current
Description	The transport layer port of the authentication server.

authServerRetryCount

Syntax	Integer32
Max-Access	read-create
Status	current
Description	The configured retry count.

authServerTimeoutValue

Syntax	integer32
Max-Access	read-create
Status	current
Description	The configured timeout value.

authServerState

Syntax	ArubaEnableValue
Max-Access	read-only
Status	current
Description	The state of the authentication server.

authServerInservice

Syntax	TruthValue
Max-Access	read-only
Status	current
Description	An indication of whether or not the authentication server is in service.

authServerUsageCount

Syntax	Counter32
Max-Access	read-only
Status	current
Description	The number of times this server was queried.

authServerSuccessfulAuths

Syntax	Counter32
Max-Access	read-only
Status	current
Description	The number of times this server responded with success.

authServerFailedAuths

Syntax	Counter32
---------------	-----------

Max-Access	read-only
Status	current
Description	The number of times this server responded with failure.

authServerTimeouts

Syntax	Counter32
Max-Access	read-only
Status	current
Description	The number of times this communication with this server timed out.

authServerAvgResponseTime

Syntax	Integer32
Max-Access	read-only
Status	current
Description	The average response time of the server in milliseconds.

authServerOutStandingRequests

Syntax	Integer32
Max-Access	read-only
Status	current
Description	The number of requests currently outstanding to this server.

authServerUptime

Syntax	Integer32
Max-Access	read-only
Status	current
Description	The time since the server went into service with the controller.

wlsxPortalServerTable

The objects of the wlsx Portal Server table provide information about configured captive portal servers.

Table 24 *wlsxPortalServerTable OIDs*

Object	Object ID	
wlsxPortalServerEntry	1.3.6.1.4.1.14823.2.2.1.8.1.2.1	wlsxPortalServerTable 1
portalServerIndex	1.3.6.1.4.1.14823.2.2.1.8.1.2.1.1	wlsxPortalServerEntry 1
portalServerHost	1.3.6.1.4.1.14823.2.2.1.8.1.2.1.2	wlsxPortalServerEntry 2
portalServerPort	1.3.6.1.4.1.14823.2.2.1.8.1.2.1.3	wlsxPortalServerEntry 3
portalServerPage	1.3.6.1.4.1.14823.2.2.1.8.1.2.1.4	wlsxPortalServerEntry 4
portalServerProtocol	1.3.6.1.4.1.14823.2.2.1.8.1.2.1.5	wlsxPortalServerEntry 5

wlsxPortalServerEntry

Syntax	wlsxPortalServerEntry
Max-Access	not-accessible
Status	current
Description	Portal Server Entry
Index	{ portalServerIndex }

portalServerIndex

Syntax	DisplayString(SIZE(0..256))
Max-Access	not-accessible
Status	current
Description	Portal server index.

portalServerHost

Syntax	DisplayString(SIZE(0..256))
Max-Access	read-only
Status	current
Description	The IP address of the portal server.

portalServerPort

Syntax	Integer32
Max-Access	read-only
Status	current
Description	The transport layer port of the portal server.

portalServerPage

Syntax	DisplayString(SIZE(0..256))
Max-Access	read-only
Status	current
Description	The portal server URL.

portalServerProtocol

Syntax	DisplayString
Max-Access	read-only
Status	current
Description	The portal server protocol (e.g., HTTP or HTTPS).

wlsxLdapServerStateTable

The objects of the wlsx Ldap Server State table provide information about the state of the LDAP server.

Table 25 *wlsxLdapServerStateTable*

Object	Object ID	
wlsxLdapServerStateEntry	1.3.6.1.4.1.14823.2.2.1.8.1.5.1	wlsxLdapServerStateTable 1
ldapInitDone	1.3.6.1.4.1.14823.2.2.1.8.1.5.1.1	wlsxLdapServerStateEntry 1
ldapAdminBound	1.3.6.1.4.1.14823.2.2.1.8.1.5.1.2	wlsxLdapServerStateEntry 2
ldapReBindCount	1.3.6.1.4.1.14823.2.2.1.8.1.5.1.3	wlsxLdapServerStateEntry 3

wlsxLdapServerStateEntry

Syntax	wlsxLdapServerStateEntry
Max-Access	not-accessible
Status	current
Description	LDAP Server Entry.
Index	{ authServerName }

IdapInitDone

Syntax	TruthValue
Max-Access	read-only
Status	current
Description	Indicates whether the controller is initialized with the server.

IdapAdminBound

Syntax	Integer no(1) yes(2) inProgress(3)
Max-Access	read-only
Status	current
Description	Indicates whether the controller is bound to the server.

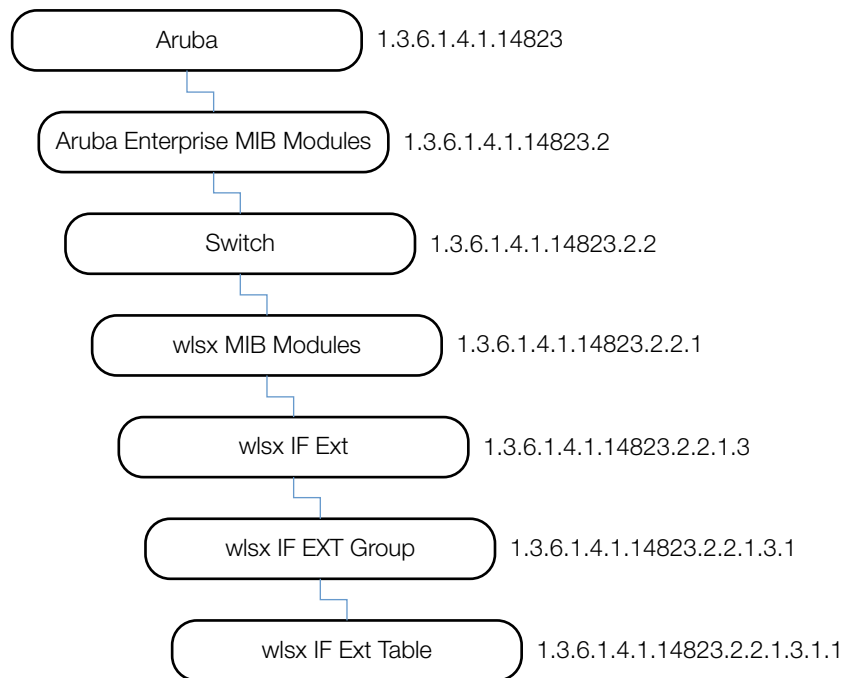
IdapReBindCount

Syntax	Counter32
Max-Access	read-only
Status	current
Description	The number of times that the controller is rebound with the server.

The External Services Interface (ESI) module provides information about the Wireless Management System (WMS) in the Dell controller. ESI is used for redirecting traffic to a virus scanner, context filter, or other third party network appliances.

Figure 7 shows the architecture of the ESI MIB relative to 1.3.6.1.4.1.14823 (iso.org.dod.internet.private.enterprise.aruba). The ESI MIBs are listed in the file *aruba-esi.my*. For information about downloading Dell MIB files, see “[Downloading MIB Files](#)” on page 23.

Figure 7 ESI Hierarchy



This MIB module defines MIB objects which provide information about the Wireless Management System (WMS) in the Dell controller. The ESI MIB consists of the following table.

Table 26 ESI MIB Tables

Table	Description
wlsxESIServerTable	This table lists all ESI servers that are configured on the controller.

wlsxESIServerTable

The objects of the wlsx ESI Server table provide information of the ESI servers that are configured on the controller.

Table 27 *wlsxESIServerTable OIDs*

Object	Object ID	
wlsxESIServerEntry	1.3.6.1.4.1.14823.2.2.1.10.1.1.1	wlsxESIServerTable 1
esiServerName	1.3.6.1.4.1.14823.2.2.1.10.1.1.1.1	wlsxESIServerEntry 1
esiServerGroup	1.3.6.1.4.1.14823.2.2.1.10.1.1.1.2	wlsxESIServerEntry 2
esiServerMode	1.3.6.1.4.1.14823.2.2.1.10.1.1.1.3	wlsxESIServerEntry 3
esiServerTrustedIP	1.3.6.1.4.1.14823.2.2.1.10.1.1.1.4	wlsxESIServerEntry 4
esiServerUntrustedIP	1.3.6.1.4.1.14823.2.2.1.10.1.1.1.5	wlsxESIServerEntry 5
esiServerTrustedSlot	1.3.6.1.4.1.14823.2.2.1.10.1.1.1.6	wlsxESIServerEntry 6
esiServerTrustedPort	1.3.6.1.4.1.14823.2.2.1.10.1.1.1.7	wlsxESIServerEntry 7
esiServerUntrustedSlot	1.3.6.1.4.1.14823.2.2.1.10.1.1.1.8	wlsxESIServerEntry 8
esiServerUntrustedPort	1.3.6.1.4.1.14823.2.2.1.10.1.1.1.9	wlsxESIServerEntry 9
esiServerStatus	1.3.6.1.4.1.14823.2.2.1.10.1.1.1.10	wlsxESIServerEntry 10

wlsxESIServerEntry

Syntax	wlsxESIServerEntry
Max-Access	not-accessible
Status	current
Description	ESI Server Entry.
Index	esiServerName

esiServerName

Syntax	DisplayString
Max-Access	not-accessible
Status	current
Description	The name of the ESI Server.

esiServerGroup

Syntax	DisplayString
Max-Access	read-only
Status	current
Description	The name of the ESI server group to which this server belongs.

esiServerMode

Syntax	ArubaESIServerMode
Max-Access	read-only
Status	current
Description	The mode of this server.

esiServerTrustedIP

Syntax	IpAddress
Max-Access	read-only
Status	current
Description	The trusted IP address of this server, or 0.0.0.0 if it is not set.

esiServerUntrustedIP

Syntax	IpAddress
Max-Access	read-only
Status	current
Description	The untrusted IP address of this server, or 0.0.0.0 if it is not set.

esiServerTrustedSlot

Syntax	Integer32
Max-Access	read-only
Status	current
Description	The slot number of the trusted interface for this server.

esiServerTrustedPort

Syntax	Integer32
Max-Access	read-only
Status	current
Description	The port number of the trusted interface for this server.

esiServerUntrustedSlot

Syntax	Integer32
Max-Access	read-only
Status	current
Description	The slot number of the untrusted interface for this server.

esiServerUntrustedPort

Syntax	Integer32
Max-Access	read-only
Status	current
Description	The port number of the untrusted interface for this server.

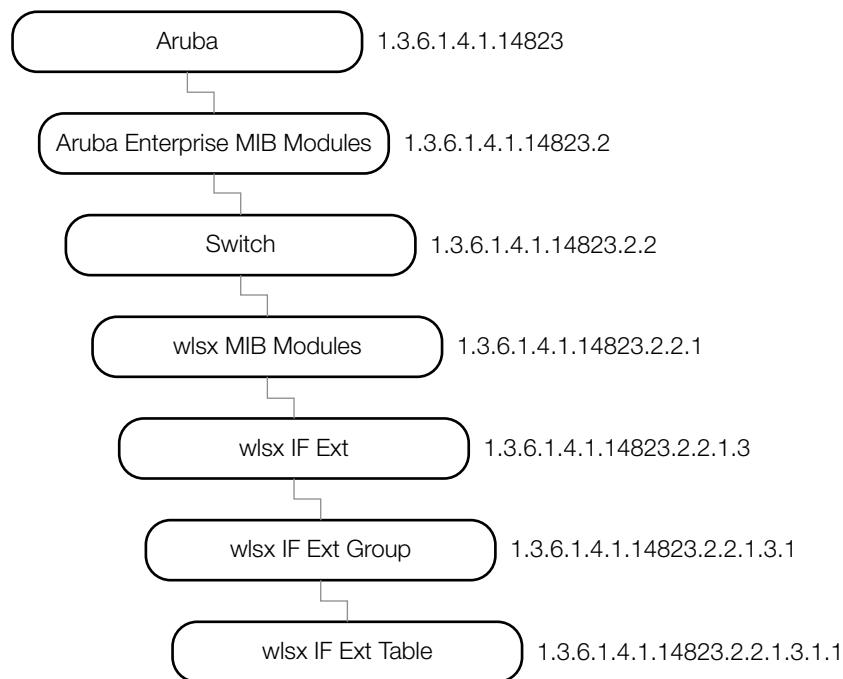
esiServerStatus

Syntax	ArubaESIServerStatus
Max-Access	read-only
Status	current
Description	Indicates the status of this ESI server.

IF External (IF EXT) MIB objects provide system-level information about the Dell controller—physical ports, configured VLANs, the port memberships, and the interfaces that define the VLANs.

Figure 8 shows the architecture of the IF EXT MIB relative to 1.3.6.1.4.1.14823 (iso.org.dod.internet.private.enterprise.aruba). The IF External MIBs are listed in the file *aruba-ifext.my*. For information about downloading Aruba MIB files, see “[Downloading MIB Files](#)” on page 23.

Figure 8 IF EXT Hierarchy



wlsxIfExtMIB

This MIB module contains MIB objects that provide system-level information about the Dell controller. The wlsx IF EXT tables consists of the following tables. The objects of each table are described in the following sections..

Table 28 IF EXT Tables

Table	Description
wlsxIfExtPortTable	This table lists the physical ports in the controller.
wlsxIfExtVLANTable	This table lists the VLAN in the controller.
wlsxIfExtVLANMemberTable	This table lists the port membership of the VLAN.
wlsxIfExtVLANInterfaceTable	This table defines Layer 3 VLAN interfaces.

wlsxIfExtPortTable

The objects of the wlsx External Port table define the physical ports of the controller.

Table 29 *wlsxIfExtPortTable OIDs*

Object	Object ID	
wlsxIfExtPortEntry	1.3.6.1.4.1.14823.2.2.1.3.1.1.1	wlsxIfExtPortTable 1
ifExtSlotNumber	1.3.6.1.4.1.14823.2.2.1.3.1.1.1.1	wlsxIfExtPortEntry 1
ifExtPortNumber	1.3.6.1.4.1.14823.2.2.1.3.1.1.1.2	wlsxIfExtPortEntry 2
ifExtPortIfIndex	1.3.6.1.4.1.14823.2.2.1.3.1.1.1.3	wlsxIfExtPortEntry 3
ifExtAdminState	1.3.6.1.4.1.14823.2.2.1.3.1.1.1.4	wlsxIfExtPortEntry 4
ifExtOperState	1.3.6.1.4.1.14823.2.2.1.3.1.1.1.5	wlsxIfExtPortEntry 5
ifExtPoeState	1.3.6.1.4.1.14823.2.2.1.3.1.1.1.6	wlsxIfExtPortEntry 6
ifExtIsTrusted	1.3.6.1.4.1.14823.2.2.1.3.1.1.1.7	wlsxIfExtPortEntry 7
ifExtDot1DState	1.3.6.1.4.1.14823.2.2.1.3.1.1.1.8	wlsxIfExtPortEntry 8
ifExtMode	1.3.6.1.4.1.14823.2.2.1.3.1.1.1.9	wlsxIfExtPortEntry 9
ifExtAccessVLANId	1.3.6.1.4.1.14823.2.2.1.3.1.1.1.10	wlsxIfExtPortEntry 10
ifExtTrunkNativeVLANId	1.3.6.1.4.1.14823.2.2.1.3.1.1.1.11	wlsxIfExtPortEntry 11
ifExtTrunkIsAllowedAll	1.3.6.1.4.1.14823.2.2.1.3.1.1.1.12	wlsxIfExtPortEntry 12
ifExtTrunkAllowedVLANList	1.3.6.1.4.1.14823.2.2.1.3.1.1.1.13	wlsxIfExtPortEntry 13
ifExtIngressACLName	1.3.6.1.4.1.14823.2.2.1.3.1.1.1.14	wlsxIfExtPortEntry 14
ifExtEgressACLName	1.3.6.1.4.1.14823.2.2.1.3.1.1.1.15	wlsxIfExtPortEntry 15
ifExtSessionACLName	1.3.6.1.4.1.14823.2.2.1.3.1.1.1.16	wlsxIfExtPortEntry 16
ifExtXsecVLAN	1.3.6.1.4.1.14823.2.2.1.3.1.1.1.17	wlsxIfExtPortEntry 17
ifExtIsMonitoring	1.3.6.1.4.1.14823.2.2.1.3.1.1.1.18	wlsxIfExtPortEntry 18
ifExtIsMux	1.3.6.1.4.1.14823.2.2.1.3.1.1.1.19	wlsxIfExtPortEntry 19
ifExtUserSlotNumber	1.3.6.1.4.1.14823.2.2.1.3.1.1.1.20	wlsxIfExtPortEntry 20
ifExtUserPortNumber	1.3.6.1.4.1.14823.2.2.1.3.1.1.1.21	wlsxIfExtPortEntry 21
ifExtPortSpeed	1.3.6.1.4.1.14823.2.2.1.3.1.1.1.22	wlsxIfExtPortEntry 22
ifExtPortDuplex	1.3.6.1.4.1.14823.2.2.1.3.1.1.1.23	wlsxIfExtPortEntry 23
ifExtPortType	1.3.6.1.4.1.14823.2.2.1.3.1.1.1.24	wlsxIfExtPortEntry 24
ifExtDescr	1.3.6.1.4.1.14823.2.2.1.3.1.1.1.25	wlsxIfExtPortEntry 25

wlsxIfExtPortEntry

Syntax	wlsxIfExtPortEntry
Max-Access	not-accessible
Status	current
Description	An entry for one processor contained by the controller.
Index	{ ifExtSlotNumber, ifExtPortNumber }

ifExtSlotNumber

Syntax	Integer32
Max-Access	not-accessible
Status	current
Description	This object represents the physical slot of the interface.

ifExtPortNumber

Syntax	Integer32
Max-Access	not-accessible
Status	current
Description	This object represents the physical port of the interface.

ifExtPortIfIndex

Syntax	Integer32
Max-Access	read-only
Status	current
Description	This is the if Index in the ifTable, representing this slot and port.

ifExtAdminState

Syntax	ArubaEnableValue
Max-Access	read-write
Status	current
Description	The desired state of the interface.

ifExtOperState

Syntax	Integer up(1) down(2) testing(3)
Max-Access	read-only
Status	current
Description	The current operational state of the interface.

ifExtPoeState

Syntax	ArubaPoeState
Max-Access	read-write
Status	current
Description	The current state of the power over ethernet capability of the port.

ifExtIsTrusted

Syntax	TruthValue
Max-Access	read-write
Status	current
Description	The object indicates if the port is used in the trusted side of the network or the untrusted side.

ifExtDot1DState

Syntax	ArubaDot1dState
Max-Access	read-write
Status	current
Description	Current Dot1d state of the Port.

ifExtMode

Syntax	ArubaPortMode
Max-Access	read-write
Status	current
Description	This object indicates if the port is in a trunk mode or access mode.

ifExtAccessVLANId

Syntax	ArubaVLANValidRange
Max-Access	read-write
Status	current
Description	The VLAN ID when the port is in access mode.

ifExtTrunkNativeVLANId

Syntax	ArubaVLANValidRange
Max-Access	read-write
Status	current
Description	The native VLAN ID of the Port when the port is in dot1q mode.

ifExtTrunkIsAllowedAll

Syntax	TruthValue
Max-Access	read-write
Status	current
Description	When the mode of the port is trunk, this object indicates if the port is part of all the configured VLANs.

ifExtTrunkAllowedVLANList

Syntax	Octet String SIZE(0..512))
Max-Access	read-write
Status	current
Description	<p>A string of octets containing one bit per VLAN for a total of 4096 VLANs in the management domain. The most significant bit of the octet string is the lowest value VLAN of 4096 VLANs.</p> <ul style="list-style-type: none">• Setting bit(1) indicates that the VLAN is part of the interface.• The most significant bit of the bitmap is transmitted first. <p>Note—If the length of this string is less than 512 octets, missing octets are assumed to contain the value zero.</p>

ifExtIngressACLName

Syntax	DisplayString(SIZE(0..64))
Max-Access	read-write
Status	current
Description	This object represents the ingress ACL name applied to the port. An empty string indicates that ACL is not applied on this port.

ifExtEgressACLName

Syntax	DisplayString(SIZE(0..64))
Max-Access	read-write
Status	current
Description	This object represents the egress ACL name applied to the port. An empty string indicates that ACL is not applied on this port.

ifExtSessionACLName

Syntax	DisplayString(SIZE(0..64))
Max-Access	read-write
Status	current
Description	This object represents the session ACL name applied to the port. An empty string indicates that ACL is not applied on this port.

ifExtXsecVLAN

Syntax	ArubaVLANValidRange
Max-Access	read-write
Status	current
Description	This object indicates if the port is an Xsec Port.

ifExtIsMonitoring

Syntax	TruthValue
Max-Access	read-write
Status	current
Description	This object indicates if the port is used for port monitoring.

ifExtIsMux

Syntax	TruthValue
Max-Access	read-write
Status	current
Description	This object indicates if the port is used as a MUX Port.

ifExtUserSlotNumber

Syntax	Integer32
Max-Access	read-only
Status	current
Description	The user-visible (zero-based) slot number.

ifExtUserPortNumber

Syntax	Integer32
Max-Access	read-only
Status	current
Description	The user-visible (zero-based) port number.

ifExtPortSpeed

Syntax	ArubaPortSpeed
Max-Access	read-only
Status	current
Description	Speed of the port.

ifExtPortDuplex

Syntax	ArubaPortDuplex
Max-Access	read-only
Status	current
Description	The duplex state of the port.

ifExtPortType

Syntax	ArubaPortType
Max-Access	read-only
Status	current
Description	The type of the port.

ifExtDescr

Syntax	DisplayString
Max-Access	read-only
Status	current
Description	Port description.

wlsxIfExtVLANTable

The objects of the wlsx IF External VLAN table provide information about the VLANs of the controller.

Table 30 *wlsxIfExtVLANTable OIDs*

Object	Object ID	
wlsxIfExtVLANEntry	1.3.6.1.4.1.14823.2.2.1.3.1.2.1	wlsxIfExtVLANTable 1
ifExtVLANId	1.3.6.1.4.1.14823.2.2.1.3.1.2.1.1	wlsxIfExtVLANEntry 1
ifExtVLANName	1.3.6.1.4.1.14823.2.2.1.3.1.2.1.2	wlsxIfExtVLANEntry 2
ifExtVLANStatus	1.3.6.1.4.1.14823.2.2.1.3.1.2.1.3	wlsxIfExtVLANEntry 3

wlsxIfExtVLANEntry

Syntax	wlsxIfExtVLANEntry
Max-Access	not-accessible
Status	current
Description	An entry for one processor contained by the controller.
Index	{ ifExtVLANId }

ifExtVLANId

Syntax	ArubaVLANValidRange
Max-Access	not-accessible
Status	current
Description	This object represents the VLAN ID of the interface.

ifExtVLANName

Syntax	DisplayString(SIZE(0..64))
Max-Access	read-create
Status	current
Description	Name of the VLAN.

ifExtVLANStatus

Syntax	Row Status
Max-Access	read-create
Status	current
Description	A row status object used to create/modify the row.

wlsxIfExtVLANMemberTable

The objects of the wlsx External VLAN Member table provide information about the port membership of the VLAN.

Table 31 *wlsxIfExtVLANMemberTable OIDs*

Object	Object ID	
wlsxIfExtVLANMemberEntry	1.3.6.1.4.1.14823.2.2.1.3.1.3.1	wlsxIfExtVLANMemberTable 1
ifExtVLANMemberStatus	1.3.6.1.4.1.14823.2.2.1.3.1.3.1.1	wlsxIfExtVLANMemberEntry 1
ifExtVLANMemberSlot	1.3.6.1.4.1.14823.2.2.1.3.1.3.1.2	wlsxIfExtVLANMemberEntry 2
ifExtVLANMemberPort	1.3.6.1.4.1.14823.2.2.1.3.1.3.1.3	wlsxIfExtVLANMemberEntry 3
ifExtVLANMemberType	1.3.6.1.4.1.14823.2.2.1.3.1.3.1.4	wlsxIfExtVLANMemberEntry 4

wlsxIfExtVLANMemberEntry

Syntax	wlsxIfExtVLANMemberEntry
Max-Access	not-accessible
Status	current
Description	An entry for one processor contained by the controller.
Index	{ ifExtVLANId, ifIndex }

ifExtVLANMemberStatus

Syntax	Row Status
Max-Access	read-create
Status	current
Description	A row status object used to create/modify and indicate the status row.

ifExtVLANMemberSlot

Syntax	Integer32
Max-Access	read-only
Status	current
Description	The slot index of the slot referred to by this row (1-based).

ifExtVLANMemberPort

Syntax	Integer32
Max-Access	read-only
Status	current
Description	The slot index of the slot referred to by this row (1-based).

ifExtVLANMemberType

Syntax	ArubaIfType
Max-Access	read-only
Status	current
Description	The VLAN member type.

wlsxIfExtVLANInterfaceTable

The objects of the wlsx IF EXT VLAN Interface table provide information about Layer 3 VLAN interfaces.

Table 32 *wlsxIfExtVLANInterfaceTable OIDs130*

Object	Object ID	
wlsxIfExtVLANInterfaceEntry	1.3.6.1.4.1.14823.2.2.1.3.1.4.1	wlsxIfExtVLANInterfaceTable 1
ifExtVLANInterfaceIfIndex	11.3.6.1.4.1.14823.2.2.1.3.1.4.1.1	wlsxIfExtVLANInterfaceEntry 1
ifExtVLANInterfaceDescription	11.3.6.1.4.1.14823.2.2.1.3.1.4.1.2	wlsxIfExtVLANInterfaceEntry 2
ifExtVLANInterfaceBWContract	11.3.6.1.4.1.14823.2.2.1.3.1.4.1.3	wlsxIfExtVLANInterfaceEntry 3
ifExtVLANInterfaceAdminState	11.3.6.1.4.1.14823.2.2.1.3.1.4.1.4	wlsxIfExtVLANInterfaceEntry 4
ifExtVLANInterfaceOperState	11.3.6.1.4.1.14823.2.2.1.3.1.4.1.5	wlsxIfExtVLANInterfaceEntry 5
ifExtVLANInterfaceIpAddress	11.3.6.1.4.1.14823.2.2.1.3.1.4.1.6	wlsxIfExtVLANInterfaceEntry 6
ifExtVLANInterfaceIpMask	11.3.6.1.4.1.14823.2.2.1.3.1.4.1.7	wlsxIfExtVLANInterfaceEntry 7
ifExtVLANInterfaceIsLocalArp	11.3.6.1.4.1.14823.2.2.1.3.1.4.1.8	wlsxIfExtVLANInterfaceEntry 8
ifExtVLANInterfaceStatus	11.3.6.1.4.1.14823.2.2.1.3.1.4.1.9	wlsxIfExtVLANInterfaceEntry 9
ifExtVlanInterfaceIpRouting	11.3.6.1.4.1.14823.2.2.1.3.1.4.1.10	wlsxIfExtVLANInterfaceEntry 10
ifExtVlanInterfaceIpNatInside	11.3.6.1.4.1.14823.2.2.1.3.1.4.1.11	wlsxIfExtVLANInterfaceEntry 11
ifExtVlanInterfaceIpIcmpSnooping	11.3.6.1.4.1.14823.2.2.1.3.1.4.1.12	wlsxIfExtVLANInterfaceEntry 12

wlsxIfExtVLANInterfaceEntry

Syntax	wlsxIfExtVLANInterfaceEntry
Max-Access	not-accessible
Status	current
Description	An entry for one processor contained by the controller.
Index	{ ifExtVLANId }

ifExtVLANInterfaceIfIndex

Syntax	Integer32
Max-Access	read-create
Status	current
Description	This is the ifIndex in ifTable, representing the VLAN interface.

ifExtVLANInterfaceDescription

Syntax	DisplayString(SIZE(0..64))
Max-Access	read-create
Status	current
Description	The description of the VLAN interface.

ifExtVLANInterfaceBWContract

Syntax	DisplayString(SIZE(0..64))
Max-Access	read-create
Status	current
Description	This object indicates the bandwidth contract on the interface.

ifExtVLANInterfaceAdminState

Syntax	ArubaEnableValue
Max-Access	read-create
Status	current
Description	This object indicates the IP address of the interface.

ifExtVLANInterfaceOperState

Syntax	ArubaOperStateValue
Max-Access	read-create
Status	current
Description	This object indicates the IP address of the interface.

ifExtVLANInterfaceIpAddress

Syntax	IpAddress
Max-Access	read-create
Status	current
Description	This object indicates the IP address of the interface.

ifExtVLANInterfaceIpMask

Syntax	IpAddress
Max-Access	read-create
Status	current
Description	This object indicates the IP mask of the interface.

ifExtVLANInterfaceLocalArp

Syntax	ArubaEnableValue
Max-Access	read-create
Status	current
Description	This object indicates if the Local Arp is set on the interface.

ifExtVLANInterfaceStatus

Syntax	Row Status
Max-Access	read-create
Status	current
Description	A row status object used to create/modify and indicate the status row.

ifExtVlanInterfaceIpRouting

Syntax	ArubaEnableValue
Max-Access	read-create
Status	current
Description	This object indicates if the IP routing is set on the interface.
History	Added in ArubaOS 3.2.0.0.

ifExtVlanInterfaceIpNatInside

Syntax	ArubaEnableValue
Max-Access	read-create
Status	current
Description	This object indicates if the IP not inside is set on the interface.
History	Added in ArubaOS 3.2.0.0.

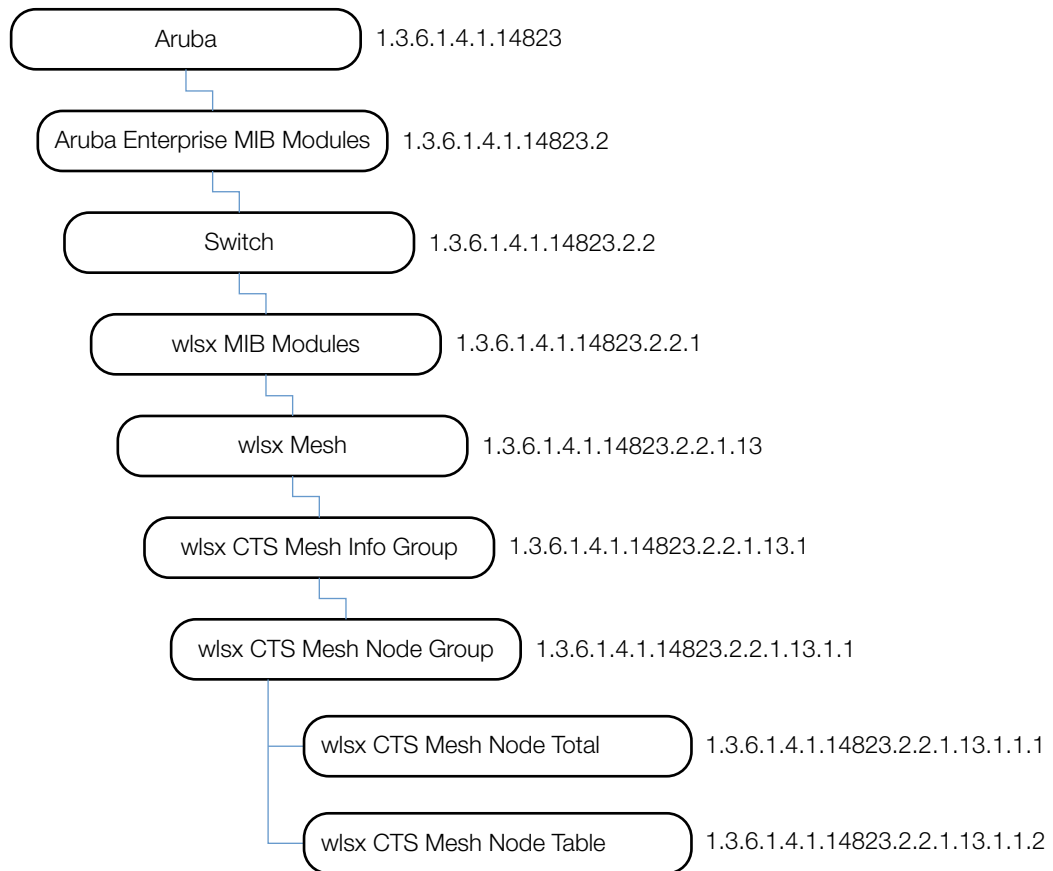
ifExtVlanInterfaceIcmpSnooping

Syntax	ArubaEnableValue
Max-Access	read-create
Status	current
Description	This object indicates if the IP IGMP snooping is set on the interface.
History	Added in ArubaOS 3.2.0.0.

The Mesh module provides information about Mesh portal and topology in the Dell controller. Mesh is a new addition to the ArubaOS MIB family.

Figure 9 shows the architecture of the Mesh MIB relative to 1.3.6.1.4.1.14823 (iso.org.dod.internet.private.enterprise.aruba). The Mesh MIBs are listed in the file *aruba-mesh.my*. For information about downloading Dell MIB files, see “[Downloading MIB Files](#)” on page 23.

Figure 9 Mesh Hierarchy



The Mesh MIB contains the following tables. The objects of each table are described in the following sections.

Table 33 Mesh MIB Tables

Table	Description
wlsxMeshNodeTotal	This object lists the total number of mesh nodes in the controller.
wlsxMeshNodeTable	This table lists mesh node information.

wlsxMeshNodeTotal

Syntax	Unsigned32
Max-Access	read-only
Status	current
Description	Total Number of mesh nodes in the controller.
History	Added in ArubaOS 3.2.0.0.

wlsxMeshNodeTable

The objects of the wlsx Mesh Node table provide information about the Mesh Node.

Table 34 Mesh Node Table OIDs

Object	Object ID	
wlsxMeshNodeEntry	1.3.6.1.4.1.14823.2.2.1.13.1.1.2.1	wlsxMeshNodeTable 1
wlsxMeshRole	1.3.6.1.4.1.14823.2.2.1.13.1.1.2.1.1	wlsxMeshNodeEntry 1
wlsxMeshNodeParent	1.3.6.1.4.1.14823.2.2.1.13.1.1.2.1.2	wlsxMeshNodeEntry 2
wlsxMeshNodeChildrenCount	1.3.6.1.4.1.14823.2.2.1.13.1.1.2.1.3	wlsxMeshNodeEntry 3
wlsxMeshNodeCluster	1.3.6.1.4.1.14823.2.2.1.13.1.1.2.1.4	wlsxMeshNodeEntry 4
wlsxMeshNodeRfBand	1.3.6.1.4.1.14823.2.2.1.13.1.1.2.1.5	wlsxMeshNodeEntry 5
wlsxMeshNodePathCost	1.3.6.1.4.1.14823.2.2.1.13.1.1.2.1.6	wlsxMeshNodeEntry 6
wlsxMeshNodeNodeCost	1.3.6.1.4.1.14823.2.2.1.13.1.1.2.1.7	wlsxMeshNodeEntry 7
wlsxMeshNodeLinkCost	1.3.6.1.4.1.14823.2.2.1.13.1.1.2.1.8	wlsxMeshNodeEntry 8
wlsxMeshNodeHopCount	1.3.6.1.4.1.14823.2.2.1.13.1.1.2.1.9	wlsxMeshNodeEntry 9

wlsxMeshNodeEntry

Syntax	MeshEntry
Max-Access	not-accessible
Status	current
Description	Mesh node entry.
Index	{wlanAPMacAddress}

wlsxMeshRole

Syntax	ArubaMeshRole
MAX-ACCES	read-only
Status	current
Description	Mesh role.
History	Added in ArubaOS 3.2.0.0.

wlsxMeshNodeParent

Syntax	MacAddress
Max-Access	read-only
Status	current
Description	Mesh node parent.
History	Added in ArubaOS 3.2.0.0.

wlsxMeshNodeChildrenCount

Syntax	Unsigned32
Max-Access	read-only
Status	current
Description	Mesh node children count.
History	Added in ArubaOS 3.2.0.0.

wlsxMeshNodeCluster

Syntax	DisplayString(SIZE(0..64))
Max-Access	read-only
Status	current
Description	Mesh cluster name. Value in float.
History	Added in ArubaOS 3.2.0.0.

wlsxMeshNodeRfBand

Syntax	ArubaPhyType
Max-Access	read-only
Status	current
Description	Mesh node RF band.
History	Added in ArubaOS 3.2.0.0.

wlsxMeshNodePathCost

Syntax	Integer32
Max-Access	read-only
Status	current
Description	Mesh topology path cost.
History	Added in ArubaOS 3.2.0.0.

wlsxMeshNodeNodeCost

Syntax	Integer32
Max-Access	read-only
Status	current
Description	Mesh topology node cost.
History	Added in ArubaOS 3.2.0.0.

wlsxMeshNodeLinkCost

Syntax	Integer32
Max-Access	read-only
Status	current
Description	Mesh topology link cost.
History	Added in ArubaOS 3.2.0.0.

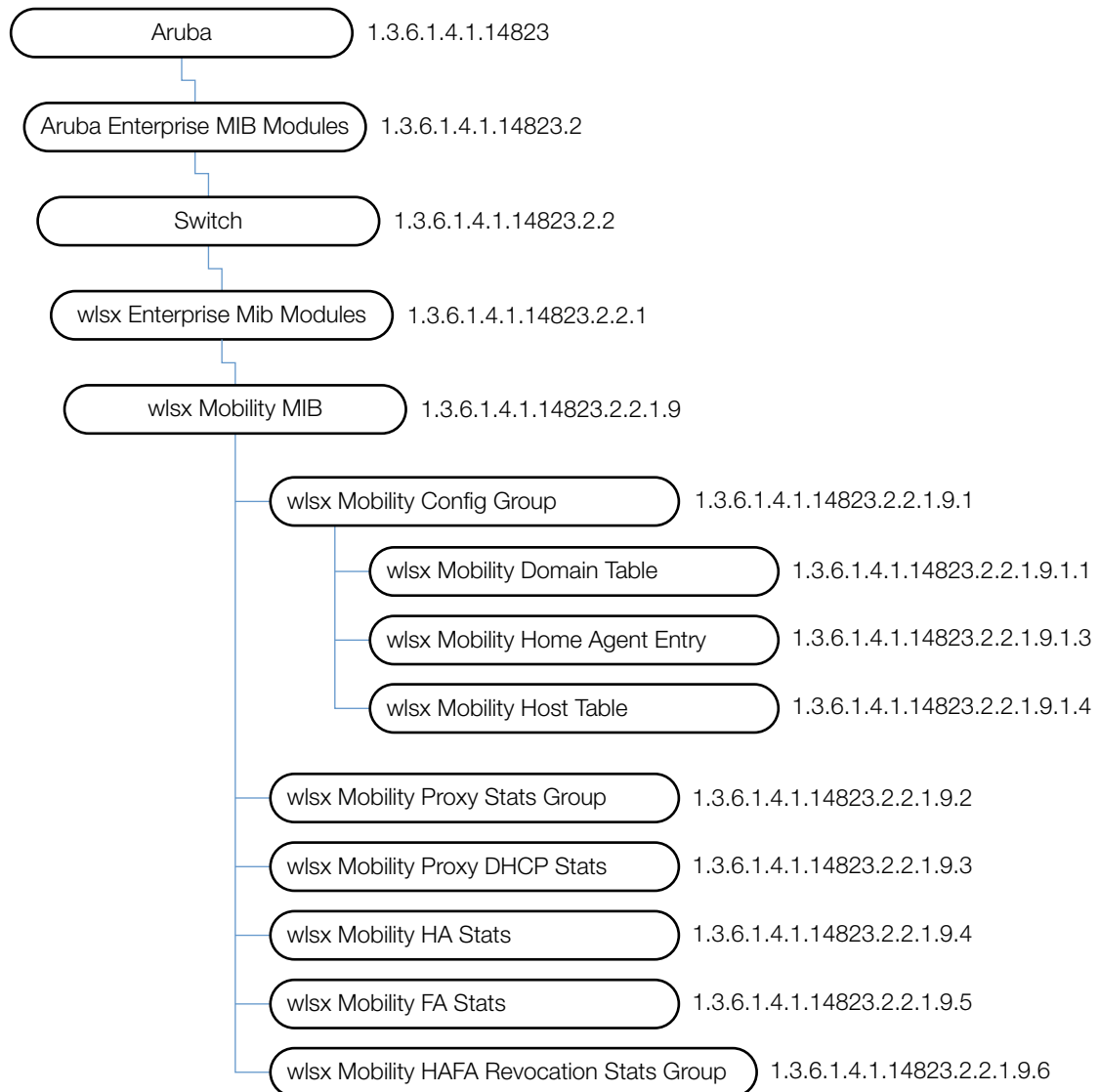
wlsxMeshNodeHopCount

Syntax	Integer32
Max-Access	read-only
Status	current
Description	Mesh topology hop cost.
History	Added in ArubaOS 3.2.0.0.

The Mobility module provides information about the subsystem in the Dell controller, such as the home agent (HA) or foreign agent (FA) of a roaming agent.

Figure 10 shows the architecture of the Mobility MIB relative to 1.3.6.1.4.1.14823 (iso.org.dod.internet.private.enterprise.aruba). The Mobility MIBs are listed in the file *aruba-mobility.my*. For information about downloading Dell MIB files, see “[Downloading MIB Files](#)” on page 23.

Figure 10 *Mobility Hierarchy*



The Mobility MIB contains the following objects. The objects of each table are described in the following sections.

Table 35 *Mobility Objects*

Table	Description
wlsxMobilityDomainTable	This table lists all mobility domains configured on the controller.
wlsxMobilityHostTable	This table lists all mobile hosts on the controller.
wlsxMobilityProxyStatsGroup	This group contains proxy state machine statistics—the number of packets handled by the MobileIP Proxy state machine.
wlsxMobilityProxyDHCPStats Group	This group contains proxy DHCP state machine statistics—the number of DHCP packets handled by the MobileIP DHCP state machine.
wlsxMobilityHAStats Group	This group contains MobileIP Home Agent statistics—the number of MobileIP registration, revocation-related messages the HA state machine handled.
wlsxMobilityFAStats Group	This group contains MobileIP Foreign Agent statistics—the number of MobileIP registration, revocation-related messages the FA state machine handled.
wlsxMobilityHAFARevocationStats Group	This group contains MobileIP HA-FA revocation messages exchange statistics—the number of MobileIP revocation-related messages the HA/FA state machine handled.

wlsxMobilityDomainTable

The objects of the wlsx Mobility Domain table provide information about the mobility domains configured on the controller.

Table 36 *wlsxMobilityDomainTable OIDs*

Object	Object ID	
wlsxMobilityDomainEntry	1.3.6.1.4.1.14823.2.2.1.9.1.1.1	wlsxMobilityDomainTable 1
mobilityDomainName	1.3.6.1.4.1.14823.2.2.1.9.1.1.1.1	wlsxMobilityDomainEntry 1
mobilityDomainsExclusive	1.3.6.1.4.1.14823.2.2.1.9.1.1.1.2	wlsxMobilityDomainEntry 2
mobilityDomainStatus	1.3.6.1.4.1.14823.2.2.1.9.1.1.1.3	wlsxMobilityDomainEntry 3

wlsxMobilityDomainEntry

Syntax	wlsxMobilityDomainEntry
Max-Access	not-accessible
Status	current
Description	Mobility Domain Entry
Index	{ mobilityDomainName }

mobilityDomainName

Syntax	DisplayString
Max-Access	not-accessible
Status	current
Description	The name of the active mobility domain(s) this controller belongs to.
History	Update in ArubaOS 3.1—description.

mobilityDomainsExclusive

Syntax	ArubaEnableValue
Max-Access	read-only
Status	deprecated
Description	Indicates whether this mobility domain is exclusive or not.
History	Deprecated in ArubaOS 3.1.0.0.

mobilityDomainStatus

Syntax	Row Status
Max-Access	read-create
Status	current
Description	Row status object used to indicate the status of the row.

wlsxMobilityHomeAgentTable

The objects of the wlsx Mobility Home Agent table list all home agents that are visible to the controller.

Table 37 *wlsxMobilityHomeAgentTable OIDs*

Object	Object ID	
wlsxMobilityHomeAgentEntry	1.3.6.1.4.1.14823.2.2.1.9.1.3.1	wlsxMobilityHomeAgentTable 1
mobilityHomeAgentSubnet	1.3.6.1.4.1.14823.2.2.1.9.1.3.1.1	wlsxMobilityHomeAgentEntry 1
mobilityHomeAgentMask	1.3.6.1.4.1.14823.2.2.1.9.1.3.1.2	wlsxMobilityHomeAgentEntry 2
mobilityHomeAgentIp	1.3.6.1.4.1.14823.2.2.1.9.1.3.1.3	wlsxMobilityHomeAgentEntry 3
mobilityHomeAgentVLAN	1.3.6.1.4.1.14823.2.2.1.9.1.3.1.4	wlsxMobilityHomeAgentEntry 4

wlsxMobilityHomeAgentEntry

Syntax	wlsxMobilityHomeAgentEntry
Max-Access	not-accessible
Status	current
Description	Mobility home agent entry.
Index	{ mobilityHomeAgentSubnet, mobilityHomeAgentMask, mobilityHomeAgentIp }

mobilityHomeAgentSubnet

Syntax	IpAddress
Max-Access	read-only
Status	current
Description	Subnet of the home agent.

mobilityHomeAgentMask

Syntax	IpAddress
Max-Access	read-only
Status	current
Description	Subnet mask of the home agent.

mobilityHomeAgentIp

Syntax	IpAddress
Max-Access	not-accessible
Status	current
Description	IP address of the home agent.

mobilityHomeAgentVLAN

Syntax	Integer32
Max-Access	read-only
Status	current
Description	VLAN of the home agent.

wlsxMobilityHostTable

The objects of the wlsx Mobility Host table provide information about the mobile hosts on the controller.

Table 38 *wlsxMobilityHostTable OIDs*

Object	Object ID	
wlsxMobilityHostEntry	1.3.6.1.4.1.14823.2.2.1.9.1.4.1	wlsxMobilityHostTable 1
mobilityHostMac	1.3.6.1.4.1.14823.2.2.1.9.1.4.1.1	wlsxMobilityHostEntry 1
mobilityHostIp	1.3.6.1.4.1.14823.2.2.1.9.1.4.1.2	wlsxMobilityHostEntry 2
mobilityHostStatus	1.3.6.1.4.1.14823.2.2.1.9.1.4.1.3	wlsxMobilityHostEntry 3
mobilityHostServiceTime	1.3.6.1.4.1.14823.2.2.1.9.1.4.1.4	wlsxMobilityHostEntry 4
mobilityHostHomeVLAN	1.3.6.1.4.1.14823.2.2.1.9.1.4.1.5	wlsxMobilityHostEntry 5
mobilityHostHomeNetwork	1.3.6.1.4.1.14823.2.2.1.9.1.4.1.6	wlsxMobilityHostEntry 6
mobilityHostHomeMask	1.3.6.1.4.1.14823.2.2.1.9.1.4.1.7	wlsxMobilityHostEntry 7
mobilityHostDhcpInfo	1.3.6.1.4.1.14823.2.2.1.9.1.4.1.8	wlsxMobilityHostEntry 8

wlsxMobilityHostEntry

Syntax	wlsxMobilityHostEntry
Max-Access	not-accessible
Status	current
Description	Mobility Host Home Agent Entry.
Index	{ mobilityHostMac }

mobilityHostMac

Syntax	MacAddress
Max-Access	not-accessible
Status	current
Description	MAC address of the mobile host.

mobilityHostIp

Syntax	IpAddress
Max-Access	read-only
Status	current
Description	IP address of the mobile host.

mobilityHostStatus

Syntax	DisplayString
Max-Access	read-only
Status	current
Description	Roaming status of the mobile host.

mobilityHostServiceTime

Syntax	Integer32
Max-Access	read-only
Status	current
Description	The time (seconds) mobility service is provided to the mobile host.

mobilityHostHomeVLAN

Syntax	Integer32
Max-Access	read-only
Status	current
Description	Home VLAN of the mobile host.

mobilityHostHomeNetwork

Syntax	IpAddress
Max-Access	read-only
Status	current
Description	Home network of the mobile host.

mobilityHostHomeMask

Syntax	IpAddress
Max-Access	read-only
Status	current
Description	Home network mask of the mobile host.

mobilityHostDhcpInfo

Syntax	DisplayString
Max-Access	read-only
Status	current
Description	DHCP details of the mobile host.

wlsxMobilityProxyStatsGroup

The objects of this group provide information of the number of packets MobileIP Proxy state machine handled.

Table 39 *wlsxMobilityProxyStats OIDs*

Object	Object ID	
mobilityProxyPktRx	1.3.6.1.4.1.14823.2.2.1.9.2.1	wlsxMobilityProxyStatsGroup 1
mobilityProxyPktHandled	1.3.6.1.4.1.14823.2.2.1.9.2.2	wlsxMobilityProxyStatsGroup 2
mobilityProxyPktFwd	1.3.6.1.4.1.14823.2.2.1.9.2.3	wlsxMobilityProxyStatsGroup 3
mobilityProxyPktDrop	1.3.6.1.4.1.14823.2.2.1.9.2.4	wlsxMobilityProxyStatsGroup 4
mobilityProxyBusy	1.3.6.1.4.1.14823.2.2.1.9.2.5	wlsxMobilityProxyStatsGroup 5
mobilityProxyNoMobility	1.3.6.1.4.1.14823.2.2.1.9.2.6	wlsxMobilityProxyStatsGroup 6
mobilityProxyClientIPChg	1.3.6.1.4.1.14823.2.2.1.9.2.7	wlsxMobilityProxyStatsGroup 7
mobilityProxyClientEssidChg	1.3.6.1.4.1.14823.2.2.1.9.2.8	wlsxMobilityProxyStatsGroup 8

mobilityProxyPktRx

Syntax	Counter32
Max-Access	read-only
Status	current
Description	The number of packets the proxy state machine received.

mobilityProxyPktHandled

Syntax	Counter32
Max-Access	read-only
Status	current
Description	The number of packets the proxy state machine processed.

mobilityProxyPktFwd

Syntax	Counter32
Max-Access	read-only
Status	current
Description	The number of packets the proxy state machine forwarded back to data path.

mobilityProxyPktDrop

Syntax	Counter32
Max-Access	read-only
Status	current
Description	The number of packets the proxy state machine dropped.

mobilityProxyBusy

Syntax	Counter32
Max-Access	read-only
Status	current
Description	The number of mobility events the proxy state machine ignored because it was busy.

mobilityProxyNoMobility

Syntax	Counter32
Max-Access	read-only
Status	current
Description	The number of mobility clients with No Mobility Service.

mobilityProxyClientIPChg

Syntax	Counter32
Max-Access	read-only
Status	current
Description	The number of times mobility detected client IP change.

mobilityProxyClientEssidChg

Syntax	Counter32
Max-Access	read-only
Status	current
Description	The number of times mobility detected client ESSID change.

wlsxMobilityProxyDHCPStats Group

The objects of this group provide information of the number of DHCP packages the Mobile IP state machine handles.

Table 40 *wlsxMobilityProxyDHCPStats*

Object	Object ID	
mobilityProxyDhcpBootpRx	1.3.6.1.4.1.14823.2.2.1.9.3.1	wlsxMobilityProxyDHCPStatsGroup 1
mobilityProxyDhcpPktProc	1.3.6.1.4.1.14823.2.2.1.9.3.2	wlsxMobilityProxyDHCPStatsGroup 2
mobilityProxyDhcpPktFwd	1.3.6.1.4.1.14823.2.2.1.9.3.3	wlsxMobilityProxyDHCPStatsGroup 3
mobilityProxyDhcpPktDrop	1.3.6.1.4.1.14823.2.2.1.9.3.4	wlsxMobilityProxyDHCPStatsGroup 4
mobilityProxyDHCPNak	1.3.6.1.4.1.14823.2.2.1.9.3.5	wlsxMobilityProxyDHCPStatsGroup 5
mobilityProxyBadDHCPPkt	1.3.6.1.4.1.14823.2.2.1.9.3.6	wlsxMobilityProxyDHCPStatsGroup 6
mobilityProxyNotDHCP	1.3.6.1.4.1.14823.2.2.1.9.3.7	wlsxMobilityProxyDHCPStatsGroup 7
mobilityProxyDHCPNoHomeVLAN	1.3.6.1.4.1.14823.2.2.1.9.3.8	wlsxMobilityProxyDHCPStatsGroup 8
mobilityProxyDHCPUnexpFrame	1.3.6.1.4.1.14823.2.2.1.9.3.9	wlsxMobilityProxyDHCPStatsGroup 9
mobilityProxyDHCPUnexpRemote	1.3.6.1.4.1.14823.2.2.1.9.3.10	wlsxMobilityProxyDHCPStatsGroup 10

mobilityProxyDhcpBootpRx

Syntax	Counter32
Max-Access	read-only
Status	current
Description	The number of DHCP Bootp messages received.

mobilityProxyDhcpPktProc

Syntax	Counter32
Max-Access	read-only
Status	current
Description	The number of DHCP messages processed.

mobilityProxyDhcpPktFwd

Syntax	Counter32
Max-Access	read-only
Status	current
Description	The number of DHCP messages forwarded.

mobilityProxyDhcpPktDrop

Syntax	Counter32
Max-Access	read-only
Status	current
Description	The number of DHCP messages dropped.

mobilityProxyDHCPNak

Syntax	Counter32
Max-Access	read-only
Status	current
Description	The number of DHCP NAK received from the server.

mobilityProxyBadDHCPPkt

Syntax	Counter32
Max-Access	read-only
Status	current
Description	The number of DHCP packets marked invalid by mobility.

mobilityProxyNotDHCP

Syntax	Counter32
Max-Access	read-only
Status	current
Description	The number of non-DHCP frames received by DHCP state machine.

mobilityProxyDHCPNoHomeVLAN

Syntax	Counter32
Max-Access	read-only
Status	current
Description	The number of DHCP-requested IP for which home VLAN does not exist.

mobilityProxyDHCPUnexpFrame

Syntax	Counter32
Max-Access	read-only
Status	current
Description	The number of unexpected DHCP frames received from client.

mobilityProxyDHCPUnexpRemote

Syntax	Counter32
Max-Access	read-only
Status	current
Description	The number of unexpected DHCP frames received from remote HA/FA.

wlsxMobilityHStats Group

The objects of this group provide information of the number of registration and revocation messages the HA state machine handles.

Table 41 *wlsxMobilityHStats OIDs*

Object	Object ID	
mobilityHARxRRQ	1.3.6.1.4.1.14823.2.2.1.9.4.1	wlsxMobilityHStatsGroup 1
mobilityHASentRRP	1.3.6.1.4.1.14823.2.2.1.9.4.2	wlsxMobilityHStatsGroup 2
mobilityHARRQAccept	1.3.6.1.4.1.14823.2.2.1.9.4.3	wlsxMobilityHStatsGroup 3
mobilityHARRQDenied	1.3.6.1.4.1.14823.2.2.1.9.4.4	wlsxMobilityHStatsGroup 4
mobilityHARRQIgnore	1.3.6.1.4.1.14823.2.2.1.9.4.5	wlsxMobilityHStatsGroup 5
mobilityHARRQAdminDeny	1.3.6.1.4.1.14823.2.2.1.9.4.6	wlsxMobilityHStatsGroup 6
mobilityHARRQNoResource	1.3.6.1.4.1.14823.2.2.1.9.4.7	wlsxMobilityHStatsGroup 7
mobilityHAMNauthFail	1.3.6.1.4.1.14823.2.2.1.9.4.8	wlsxMobilityHStatsGroup 8
mobilityHAFAauthFail	1.3.6.1.4.1.14823.2.2.1.9.4.9	wlsxMobilityHStatsGroup 9
mobilityHABadID	1.3.6.1.4.1.14823.2.2.1.9.4.10	wlsxMobilityHStatsGroup 10

Table 41 *wlsxMobilityHAStats OIDs (Continued)*

Object	Object ID	
mobilityHAMalform	1.3.6.1.4.1.14823.2.2.1.9.4.11	wlsxMobilityHAStatsGroup 11
mobilityHATooManyBnd	1.3.6.1.4.1.14823.2.2.1.9.4.12	wlsxMobilityHAStatsGroup 12
mobilityHABndExpire	1.3.6.1.4.1.14823.2.2.1.9.4.13	wlsxMobilityHAStatsGroup 13

mobilityHARxRRQ

Syntax	Counter32
Max-Access	read-only
Status	current
Description	The number of registration requests received by HA.

mobilityHASentRRP

Syntax	Counter32
Max-Access	read-only
Status	current
Description	The number of registration requests reply sent by HA.

mobilityHARRQAccept

Syntax	Counter32
Max-Access	read-only
Status	current
Description	The number of registration requests accepted by HA.

mobilityHARRQDenied

Syntax	Counter32
Max-Access	read-only
Status	current
Description	The number of registration requests denied.

mobilityHARRQIgnore

Syntax	Counter32
Max-Access	read-only
Status	current
Description	The number of registration requests ignored by HA.

mobilityHARRQAdminDeny

Syntax	Counter32
Max-Access	read-only
Status	current
Description	The number of registration requests denied for administrative reasons by HA.

mobilityHARRQNoResource

Syntax	Counter32
Max-Access	read-only
Status	current
Description	The number of registration requests denied due to lack of resources by HA.

mobilityHAMNauthFail

Syntax	Counter32
Max-Access	read-only
Status	current
Description	The number of times MN-HA authentication failed.

mobilityHAFAuthFail

Syntax	Counter32
Max-Access	read-only
Status	current
Description	The number of HA-FA authentications failed.

mobilityHABadID

Syntax	Counter32
Max-Access	read-only
Status	current
Description	The number of mobile IP messages rejected by HA due to bad identification.

mobilityHAMalform

Syntax	Counter32
Max-Access	read-only
Status	current
Description	The number of mobile IP messages rejected by HA due to being poorly formed.

mobilityHATooManyBnd

Syntax	Counter32
Max-Access	read-only
Status	current
Description	The number of registration requests rejected due to too many bindings at HA.

mobilityHABndExpire

Syntax	Counter32
Max-Access	read-only
Status	current
Description	The number of times binding expired.

wlsxMobilityFAStats Group

This describes the number of Registration request sent by FA

The objects of this group provide information of the number of registration requests sent by FA.

Table 42 *wlsxMobilityFAStats OIDs*

Object	Object ID	
mobilityFASentRRQ	1.3.6.1.4.1.14823.2.2.1.9.5.1	wlsxMobilityFAStatsGroup 1
mobilityFARcvRRP	1.3.6.1.4.1.14823.2.2.1.9.5.2	wlsxMobilityFAStatsGroup 2
mobilityFARRQAccept	1.3.6.1.4.1.14823.2.2.1.9.5.3	wlsxMobilityFAStatsGroup 3

Table 42 *wlsxMobilityFAStats OIDs (Continued)*

Object	Object ID	
mobilityFARRQReject	1.3.6.1.4.1.14823.2.2.1.9.5.4	wlsxMobilityFAStatsGroup 4
mobilityMNHAauthFAIL	1.3.6.1.4.1.14823.2.2.1.9.5.5	wlsxMobilityFAStatsGroup 5
mobilityFAHAauthFAIL	1.3.6.1.4.1.14823.2.2.1.9.5.6	wlsxMobilityFAStatsGroup 6
mobilityFABadID	1.3.6.1.4.1.14823.2.2.1.9.5.7	wlsxMobilityFAStatsGroup 7
mobilityFAMalfor	1.3.6.1.4.1.14823.2.2.1.9.5.8	wlsxMobilityFAStatsGroup 8

mobilityFASentRRQ

Syntax	Counter32
Max-Access	read-only
Status	current
Description	The number of registration requests sent by FA.

mobilityFARcvRRP

Syntax	Counter32
Max-Access	read-only
Status	current
Description	The number of registration request replies received by FA.

mobilityFARROAccept

Syntax	Counter32
Max-Access	read-only
Status	current
Description	The number of registration requests accepted by HA.

mobilityFARRQReject

Syntax	Counter32
Max-Access	read-only
Status	current
Description	The number of registration requests rejected by HA.

mobilityMNHAauthFAIL

Syntax	Counter32
Max-Access	read-only
Status	current
Description	The number of times MN-HA authentication failed.

mobilityFAHAauthFAIL

Syntax	Counter32
Max-Access	read-only
Status	current
Description	The number of FA-HA authentications that failed.

mobilityFABadID

Syntax	Counter32
Max-Access	read-only
Status	current
Description	The number of mobile IP messages rejected by FA due to bad identification.

mobilityFAMalfor

Syntax	Counter32
Max-Access	read-only
Status	current
Description	The number of mobile IP messages rejected by FA because they are poorly formed.

wlsxMobilityHAFARevocationStats Group

The objects of this group provide information about the revocation of messages handled by the HAFA (home agent, foreign agent) state machines.

Table 43 *wlsxMobilityHAFARevocationStats*

Object	Object ID	
mobilitySentRRVRQ	1.3.6.1.4.1.14823.2.2.1.9.6.1	wlsxMobilityHAFARevocationStatsGroup 1
mobilityRcvRRVAcK	1.3.6.1.4.1.14823.2.2.1.9.6.2	wlsxMobilityHAFARevocationStatsGroup 2
mobilityRcvRRV	1.3.6.1.4.1.14823.2.2.1.9.6.3	wlsxMobilityHAFARevocationStatsGroup 3

Table 43 *wlsxMobilityHAFARevocationStats*

Object	Object ID	
mobilitySentRRVAck	1.3.6.1.4.1.14823.2.2.1.9.6.4	wlsxMobilityHAFARevocationStatsGroup 4
mobilityRRVRQIgnore	1.3.6.1.4.1.14823.2.2.1.9.6.5	wlsxMobilityHAFARevocationStatsGroup 5
mobilityRRVAckIgnore	1.3.6.1.4.1.14823.2.2.1.9.6.6	wlsxMobilityHAFARevocationStatsGroup 6

mobilitySentRRVRQ

Syntax	Counter32
Max-Access	read-only
Status	current
Description	The number of registration revocation requests sent.

mobilityRcvRRVAck

Syntax	Counter32
Max-Access	read-only
Status	current
Description	The number of registration revocation ACKs received.

mobilityRcvRRV

Syntax	Counter32
Max-Access	read-only
Status	current
Description	The number of registration revocation requests received.

mobilitySentRRVAck

Syntax	Counter32
Max-Access	read-only
Status	current
Description	The number of received registration revocation request ACKs sent.

mobilityRRVRQIgnore

Syntax	Counter32
Max-Access	read-only
Status	current
Description	The number of registration revocation requests ignored.

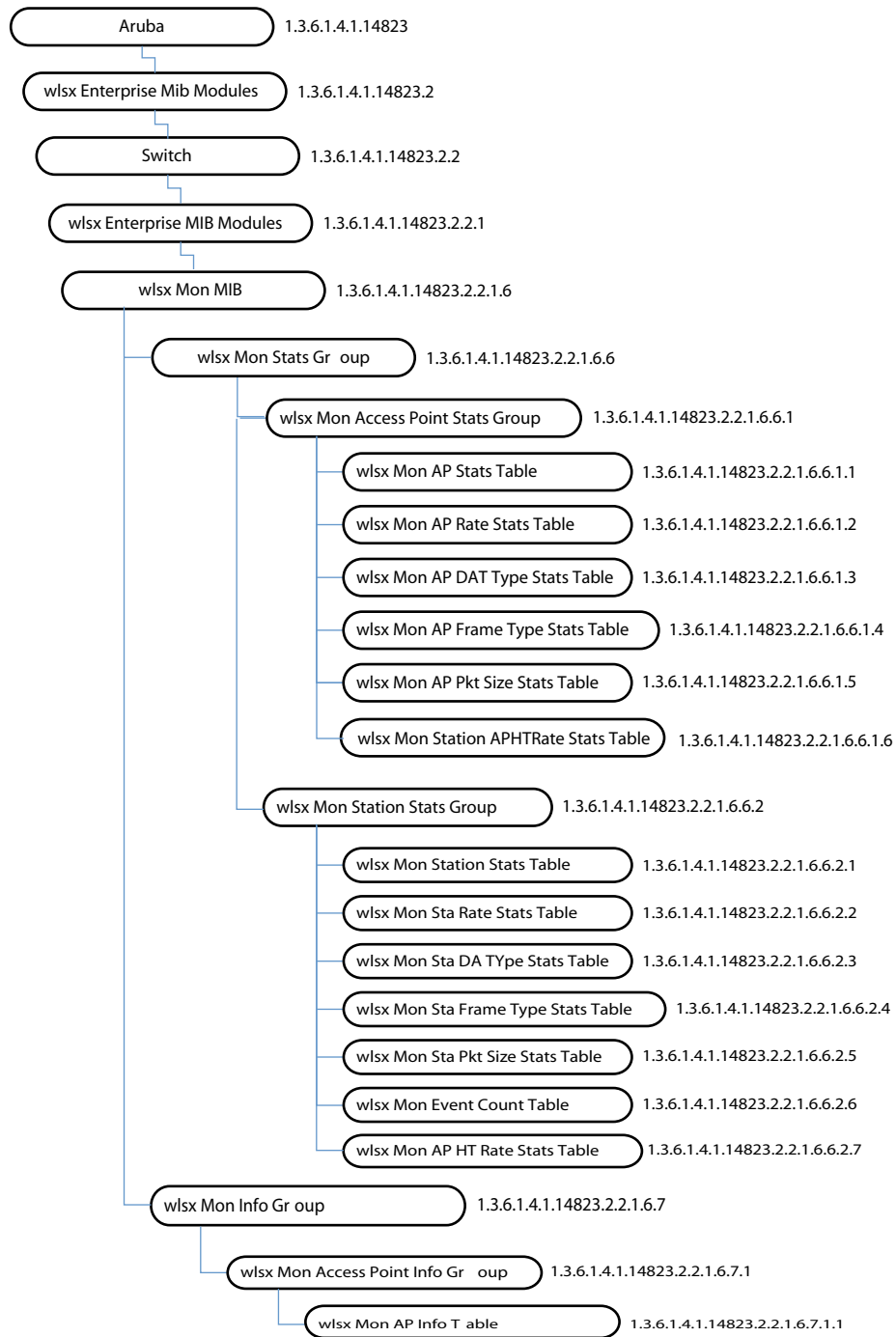
mobilityRRVAckIgnore

Syntax	Counter32
Max-Access	read-only
Status	current
Description	The number of registrations that revocation ACK ignored.

The Monitor module provides information about network traffic. Monitoring access points can be used to observe network traffic, such as the number of packets transferred at a specific rate, the number of errors per access point, and so on.

[Figure 11](#) shows the architecture of the Monitor MIB relative to 1.3.6.1.4.1.14823 (iso.org.dod.internet.private.enterprise.aruba). The Monitor MIBs are listed in the file `aruba-mon.my`. For information about downloading Dell MIB files, see [“Downloading MIB Files” on page 23](#).

Figure 11 *Monitor Hierarchy*



The Monitor MIB contains the following tables. The objects of each table are described in the following sections.

Table 44 Monitor MIB Tables

Table	Description
wlsxMonAPStatsTable	This table lists the statistics of all the access points being monitored by the controller.
wlsxMonAPRateStatsTable	This tables lists the statistics of access points that are sorted by rate transfer rate.

Table 44 Monitor MIB Tables (Continued)

Table	Description
wlsxMonAPDTypeStatsTable	This table lists the per BSSID packet and byte counts that are sorted by the destination address.
wlsxMonAPFrameTypeStatsTable	This table lists the per BSSID packet and byte counts that are sorted by frame type.
wlsxMonAPPktSizeStatsTable	This table lists the per BSSID packet and byte counts that are sorted by packet size.
wlsxMonAPHTRateStatsTable	This table lists the access point packet and byte counts that are sorted by HT rate.
wlsxMonStationStatsTable	This table lists the statistics of the wireless stations being monitored by an AP connected to this controller.
wlsxMonStaRateStatsTable	This table lists the packet and byte counts for a monitored station that are sorted by transfer rate.
wlsxMonStaDTypeStatsTable	This table lists the packet and byte counts for a monitored station that are sorted by destination address.
wlsxMonStaFrameTypeStatsTable	This table lists the packet and byte counts of monitored stations that are sorted by frame type.
wlsxMonStaPktSizeStatsTable	This table lists the packet and byte counts for monitored stations that are sorted by packet size.
wlsxMonAPInfoTable	This table lists all of the access points being monitored by the controller.
wlsxMonStationInfoTable	This table lists the statistics of all the wireless stations being monitored.
wlsxMonEventCountTable	This table lists the counts of events generated by the access points.
wlsxMonStationHTRateStatsTable	This table lists the monitored access point packet and byte counts that are sorted by high throughput.

wlsxMonAPStatsTable

The objects of the wlsx Mon AP Statistics table provide the statistics of all the APs that are monitored by the controller.

Table 45 wlsxMonApStatsTable OIDs

Object	Object ID	
wlsxMonAPStatsEntry	1.3.6.1.4.1.14823.2.2.1.6.6.1.1.1	wlsxMonAPStatsTable 1
monPhyAddress	1.3.6.1.4.1.14823.2.2.1.6.6.1.1.1.1	wlsxMonAPStatsEntry 1
monRadioNumber	1.3.6.1.4.1.14823.2.2.1.6.6.1.1.1.2	wlsxMonAPStatsEntry 2
monitoredApBSSID	1.3.6.1.4.1.14823.2.2.1.6.6.1.1.1.3	wlsxMonAPStatsEntry 3
monPhyType	1.3.6.1.4.1.14823.2.2.1.6.6.1.1.1.4	wlsxMonAPStatsEntry 4
monAPCurrentChannel	1.3.6.1.4.1.14823.2.2.1.6.6.1.1.1.5	wlsxMonAPStatsEntry 5
monAPNumClients	1.3.6.1.4.1.14823.2.2.1.6.6.1.1.1.6	wlsxMonAPStatsEntry 6
monAPTxBkts	1.3.6.1.4.1.14823.2.2.1.6.6.1.1.1.7	wlsxMonAPStatsEntry 7
monAPTxBkts	1.3.6.1.4.1.14823.2.2.1.6.6.1.1.1.8	wlsxMonAPStatsEntry 8
monAPRxBkts	1.3.6.1.4.1.14823.2.2.1.6.6.1.1.1.9	wlsxMonAPStatsEntry 9
monAPRxBkts	1.3.6.1.4.1.14823.2.2.1.6.6.1.1.1.10	wlsxMonAPStatsEntry 10

Table 45 *wlsxMonApStatsTable OIDs (Continued)*

Object	Object ID	
monAPRxBytes	1.3.6.1.4.1.14823.2.2.1.6.6.1.1.1.11	wlsxMonAPStatsEntry 11
monAPTxDeauthentications	1.3.6.1.4.1.14823.2.2.1.6.6.1.1.1.12	wlsxMonAPStatsEntry 12
monAPRxDeauthentications	1.3.6.1.4.1.14823.2.2.1.6.6.1.1.1.13	wlsxMonAPStatsEntry 13
monAPChannelThroughput	1.3.6.1.4.1.14823.2.2.1.6.6.1.1.1.14	wlsxMonAPStatsEntry 14
monAPFrameRetryRate	1.3.6.1.4.1.14823.2.2.1.6.6.1.1.1.15	wlsxMonAPStatsEntry 15
monAPFrameLowSpeedRate	1.3.6.1.4.1.14823.2.2.1.6.6.1.1.1.16	wlsxMonAPStatsEntry 16
monAPFrameNonUnicastRate	1.3.6.1.4.1.14823.2.2.1.6.6.1.1.1.17	wlsxMonAPStatsEntry 17
monAPFrameFragmentationRate	1.3.6.1.4.1.14823.2.2.1.6.6.1.1.1.18	wlsxMonAPStatsEntry 18
monAPFrameBandwidthRate	1.3.6.1.4.1.14823.2.2.1.6.6.1.1.1.19	wlsxMonAPStatsEntry 19
monAPFrameRetryErrorRate	1.3.6.1.4.1.14823.2.2.1.6.6.1.1.1.20	wlsxMonAPStatsEntry 20
monAPChannelErrorRate	1.3.6.1.4.1.14823.2.2.1.6.6.1.1.1.21	wlsxMonAPStatsEntry 21
monAPESSID	1.3.6.1.4.1.14823.2.2.1.6.6.1.1.1.22	wlsxMonAPStatsEntry 22
monAPRSSI	1.3.6.1.4.1.14823.2.2.1.6.6.1.1.1.23	wlsxMonAPStatsEntry 23
monAPFrameReceiveErrorRate	1.3.6.1.4.1.14823.2.2.1.6.6.1.1.1.24	wlsxMonAPStatsEntry 24

wlsxMonAPStatsEntry

Syntax	wlsxMonAPStatsEntry
Max-Access	not-accessible
Status	current
Description	Monitored Access Point Stats entry.
Index	{ monPhyAddress, monRadioNumber, monitoredApBSSID }
History	Update in ArubaOS 3.1—description.

monPhyAddress

Syntax	MacAddress
Max-Access	not-accessible
Status	current
Description	MAC address of the air monitor that is monitoring the AP.

monRadioNumber

Syntax	Integer32
Max-Access	not-accessible
Status	current
Description	The radio number of the air monitor that is monitoring the access point.

monitoredApBSSID

Syntax	MacAddress
Max-Access	not-accessible
Status	current
Description	The BSSID of the monitored access point.

monPhyType

Syntax	ArubaPhyType
Max-Access	read-only
Status	current
Description	The PHY type of the monitored access point.

monAPCurrentChannel

Syntax	Unsigned32
Max-Access	read-only
Status	current
Description	The channel the monitored access point is using.

monAPNumClients

Syntax	Integer32
Max-Access	read-only
Status	current
Description	The number of clients associated to this monitored access point.

monAPTxBkts

Syntax	Counter32
Max-Access	read-only
Status	current
Description	The number of packets transmitted by this monitored access point.
History	Update in ArubaOS 3.1—description.

monAPTxBytes

Syntax	Counter32
Max-Access	read-only
Status	current
Description	The number of bytes transmitted by this monitored access point.
History	Update in ArubaOS 3.1—description.

monAPRxPkts

Syntax	Counter32
Max-Access	read-only
Status	current
Description	The number of packets received by this monitored access point.
History	Update in ArubaOS 3.1—description.

monAPRxBytes

Syntax	Counter32
Max-Access	read-only
Status	current
Description	The number of bytes received by this monitored access point.
History	Update in ArubaOS 3.1—description.

monAPTxDauthentication

Syntax	Counter32
Max-Access	read-only
Status	current
Description	The number of deauthentications transmitted by this monitored access point.
History	Update in ArubaOS 3.1—description.

monAPRxDeauthentication

Syntax	Counter32
Max-Access	read-only
Status	current
Description	The number of deauthentications received by this monitored access point.
History	Update in ArubaOS 3.1—description.

monAPChannelThroughput

Syntax	Integer32
Max-Access	read-only
Status	current
Description	The throughput achieved on this channel by this monitored access point.
History	Update in ArubaOS 3.1—description.

monAPFrameRetryRate

Syntax	Integer32
Max-Access	read-only
Status	current
Description	The number of retry packets as a percentage of the total packets transmitted and received by this monitored access point.
History	Update in ArubaOS 3.1—description.

monAPFrameLowSpeedRate

Syntax	Integer32
Max-Access	read-only
Status	current
Description	The number of low data rate (<= 18 Mbps for A/G bands and <=2 Mbps for B band) packets as a percentage of the total packets transmitted and received by this monitored access point.
History	Update in ArubaOS 3.1—description.

monAPFrameNonUnicastRate

Syntax	Integer32
Max-Access	read-only
Status	current
Description	The multicast rate on this monitored access point.
History	Update in ArubaOS 3.1—description.

monAPFrameFragmentationRate

Syntax	Integer32
Max-Access	read-only
Status	current
Description	The number of fragments as a percentage of the total packets transmitted by this monitored access point.
History	Update in ArubaOS 3.1—description.

monAPFrameBandwidthRate

Syntax	Integer32
Max-Access	read-only
Status	current
Description	The bandwidth of this monitored access point in Kbps.
History	Update in ArubaOS 3.1—description.

monAPFrameRetryErrorRate

Syntax	Integer32Status
Max-Access	read-only
Status	deprecated
Description	The number of error packets as a percentage of the total packets received on this monitored access point.
History	Deprecated in ArubaOS 3.1.0.0.

monAPChannelErrorRate

Syntax	Integer32
Max-Access	read-only
Status	current
Description	The number of error packets as a percentage of the total packets received on the current channel.
History	Update in ArubaOS 3.1—description.

monAPESSID

Syntax	DisplayString
Max-Access	read-only
Status	current
Description	ESSID of the monitored access point.
History	Update in ArubaOS 3.1—description.

monAPRSSI

Syntax	Integer32
Max-Access	read-only
Status	current
Description	SNR of the monitored access point.
History	Update in ArubaOS 3.1—description.

monAPFrameReceiveErrorRate

Syntax	Integer32
Max-Access	read-only
Status	current
Description	The number of error packets as a percentage of the total packets received on this monitored access point.
History	Added in ArubaOS 3.1

wlsxMonAPRateStatsTable

The objects of the wlsx Monitor AP Rate Statistics table provide AP statistics that are sorted by rate categories.

Table 46 *wlsxMonAPRateStatsTable OIDs*

Object	OID	
wlsxMonAPRateStatsEntry	1.3.6.1.4.1.14823.2.2.1.6.6.1.2.1	wlsxMonAPRateStatsTable 1
monAPStatsTotPktsAt1Mbps	1.3.6.1.4.1.14823.2.2.1.6.6.1.2.1.1	wlsxMonAPRateStatsEntry 1
monAPStatsTotBytesAt1Mbps	1.3.6.1.4.1.14823.2.2.1.6.6.1.2.1.2	wlsxMonAPRateStatsEntry 2
monAPStatsTotPktsAt2Mbps	1.3.6.1.4.1.14823.2.2.1.6.6.1.2.1.3	wlsxMonAPRateStatsEntry 3
monAPStatsTotBytesAt2Mbps	1.3.6.1.4.1.14823.2.2.1.6.6.1.2.1.5	wlsxMonAPRateStatsEntry 4
monAPStatsTotPktsAt5Mbps	1.3.6.1.4.1.14823.2.2.1.6.6.1.2.1.5	wlsxMonAPRateStatsEntry 5
monAPStatsTotBytesAt5Mbps	1.3.6.1.4.1.14823.2.2.1.6.6.1.2.1.6	wlsxMonAPRateStatsEntry 6
monAPStatsTotPktsAt11Mbps	1.3.6.1.4.1.14823.2.2.1.6.6.1.2.1.7	wlsxMonAPRateStatsEntry 7
monAPStatsTotBytesAt11Mbps	1.3.6.1.4.1.14823.2.2.1.6.6.1.2.1.8	wlsxMonAPRateStatsEntry 8
monAPStatsTotPktsAt6Mbps	1.3.6.1.4.1.14823.2.2.1.6.6.1.2.1.9	wlsxMonAPRateStatsEntry 9
monAPStatsTotBytesAt6Mbps	1.3.6.1.4.1.14823.2.2.1.6.6.1.2.1.10	wlsxMonAPRateStatsEntry 10
monAPStatsTotPktsAt12Mbps	1.3.6.1.4.1.14823.2.2.1.6.6.1.2.1.11	wlsxMonAPRateStatsEntry 11
monAPStatsTotBytesAt12Mbps	1.3.6.1.4.1.14823.2.2.1.6.6.1.2.1.12	wlsxMonAPRateStatsEntry 12
monAPStatsTotPktsAt18Mbps	1.3.6.1.4.1.14823.2.2.1.6.6.1.2.1.13	wlsxMonAPRateStatsEntry 13
monAPStatsTotBytesAt18Mbps	1.3.6.1.4.1.14823.2.2.1.6.6.1.2.1.14	wlsxMonAPRateStatsEntry 14
monAPStatsTotPktsAt24Mbps	1.3.6.1.4.1.14823.2.2.1.6.6.1.2.1.15	wlsxMonAPRateStatsEntry 15
monAPStatsTotBytesAt24Mbps	1.3.6.1.4.1.14823.2.2.1.6.6.1.2.1.16	wlsxMonAPRateStatsEntry 16
monAPStatsTotPktsAt36Mbps	1.3.6.1.4.1.14823.2.2.1.6.6.1.2.1.17	wlsxMonAPRateStatsEntry 17
monAPStatsTotBytesAt36Mbps	1.3.6.1.4.1.14823.2.2.1.6.6.1.2.1.18	wlsxMonAPRateStatsEntry 18
monAPStatsTotPktsAt48Mbps	1.3.6.1.4.1.14823.2.2.1.6.6.1.2.1.19	wlsxMonAPRateStatsEntry 19
monAPStatsTotBytesAt48Mbps	1.3.6.1.4.1.14823.2.2.1.6.6.1.2.1.20	wlsxMonAPRateStatsEntry 20
monAPStatsTotPktsAt54Mbps	1.3.6.1.4.1.14823.2.2.1.6.6.1.2.1.21	wlsxMonAPRateStatsEntry 21
monAPStatsTotBytesAt54Mbps	1.3.6.1.4.1.14823.2.2.1.6.6.1.2.1.22	wlsxMonAPRateStatsEntry 22

Table 46 *wlsxMonAPRateStatsTable OIDs*

Object	OID	
monAPStatsTotPktsAt9Mbps	1.3.6.1.4.1.14823.2.2.1.6.6.1.2.1.23	wlsxMonAPRateStatsEntry 23
monAPStatsTotBytesAt9Mbps	1.3.6.1.4.1.14823.2.2.1.6.6.1.2.1.24	wlsxMonAPRateStatsEntry 24

wlsxMonAPRateStatsEntry

Syntax	Sequence of wlsxMonAPRateStatsEntry
Max-Access	not-accessible
Status	current
Description	Data rate-based packet and byte count entry for a monitored access point.
Index	{ monPhyAddress, monRadioNumber, monitoredApBSSID }

monAPStatsTotPktsAt1Mbps

Syntax	Counter32
Max-Access	read-only
Status	current
Description	This attribute indicates the total number of packets observed from this BSSID at 1 Mbps rate.

monAPStatsTotBytesAt1Mbps

Syntax	Counter32
Max-Access	read-only
Status	current
Description	This attribute indicates the total number of bytes observed from this BSSID at 1 Mbps rate.

monAPStatsTotPktsAt2Mbps

Syntax	Counter32
Max-Access	read-only
Status	current
Description	This attribute indicates the total number of packets observed from this BSSID at 2 Mbps rate.

monAPStatsTotBytesAt2Mbps

Syntax Counter32

Max-Access read-only

Status current

Description This attribute indicates the total number of bytes observed from this BSSID at 2 Mbps rate.

monAPStatsTotPktsAt5Mbps

Syntax Counter32

Max-Access read-only

Status current

Description This attribute indicates the total number of packets observed from this BSSID at 5 Mbps rate.

monAPStatsTotBytesAt5Mbps

Syntax Counter32

Max-Access read-only

Status current

Description This attribute indicates the total number of bytes observed from this BSSID at 5 Mbps rate.

monAPStatsTotPktsAt11Mbps

Syntax Counter32

Max-Access read-only

Status current

Description This attribute indicates the total number of packets observed from this BSSID at 11 Mbps rate.

monAPStatsTotBytesAt11Mbps

Syntax Counter32

Max-Access read-only

Status current

Description This attribute indicates the total number of bytes observed from this BSSID at 11 Mbps rate.

monAPStatsTotPktsAt6Mbps

Syntax	Counter32
Max-Access	read-only
Status	current
Description	This attribute indicates the total number of packets observed from this BSSID at 6 Mbps rate.

monAPStatsTotBytesAt6Mbps

Syntax	Counter32
Max-Access	read-only
Status	current
Description	This attribute indicates the total number of bytes observed from this BSSID at 6 Mbps rate.

monAPStatsTotPktsAt12Mbps

Syntax	Counter32
Max-Access	read-only
Status	current
Description	This attribute indicates the total number of packets observed from this BSSID at 12 Mbps rate.

monAPStatsTotBytesAt12Mbps

Syntax	Counter32
Max-Access	read-only
Status	current
Description	This attribute indicates the total number of bytes observed from this BSSID at 12 Mbps rate.

monAPStatsTotPktsAt18Mbps

Syntax	Counter32
Max-Access	read-only
Status	current
Description	This attribute indicates the total number of packets observed from this BSSID at 18 Mbps rate.

monAPStatsTotBytesAt18Mbps

Syntax Counter32

Max-Access read-only

Status current

Description This attribute indicates the total number of bytes observed from this BSSID at 18 Mbps rate.

monAPStatsTotPktsAt24Mbps

Syntax Counter32

Max-Access read-only

Status current

Description This attribute indicates the total number of packets observed from this BSSID at 24 Mbps rate.

monAPStatsTotBytesAt24Mbps

Syntax Counter32

Max-Access read-only

Status current

Description This attribute indicates the total number of bytes observed from this BSSID at 24 Mbps rate.

monAPStatsTotPktsAt36Mbps

Syntax Counter32

Max-Access read-only

Status current

Description This attribute indicates the total number of packets observed from this BSSID at 36 Mbps rate.

monAPStatsTotBytesAt36Mbps

Syntax Counter32

Max-Access read-only

Status current

Description This attribute indicates the total number of bytes observed from this BSSID at 36 Mbps rate.

monAPStatsTotPktsAt48Mbps

Syntax	Counter32
Max-Access	read-only
Status	current
Description	This attribute indicates the total number of packets observed from this BSSID at 48 Mbps rate.

monAPStatsTotBytesAt48Mbps

Syntax	Counter32
Max-Access	read-only
Status	current
Description	This attribute indicates the total number of bytes observed from this BSSID at 48 Mbps rate.

monAPStatsTotPktsAt54Mbps

Syntax	Counter32
Max-Access	read-only
Status	current
Description	This attribute indicates the total number of packets observed from this BSSID at 54 Mbps rate.

monAPStatsTotBytesAt54Mbps

Syntax	Counter32
Max-Access	read-only
Status	current
Description	This attribute indicates the total number of bytes observed from this BSSID at 54 Mbps rate.

monAPStatsTotPktsAt9Mbps

Syntax	Counter32
Max-Access	read-only
Status	current
Description	This attribute indicates the total number of packets observed from this BSSID at 9 Mbps rate.

monAPStatsTotBytesAt9Mbps

Syntax	Counter32
Max-Access	read-only
Status	current
Description	This attribute indicates the total number of bytes observed from this BSSID at 9 Mbps rate.

wlsxMonAPDATypeStatsTable

The objects of the wlsx Mon Access Point DA Type Statistics table provide information about all the BSSID packet and byte counts, which are sorted by the Destination Address (DA) Type.

Table 47 *wlsxMonAPDATypeStatsTable OIDs*

Object	Object ID	
wlsxMonAPDATypeStatsEntry	1.3.6.1.4.1.14823.2.2.1.6.6.1.3.1	wlsxMonAPDATypeStatsTable 1
monAPStatsTotDABroadcastPkts	1.3.6.1.4.1.14823.2.2.1.6.6.1.3.1.1	wlsxMonAPDATypeStatsEntry 1
monAPStatsTotDABroadcastBytes	1.3.6.1.4.1.14823.2.2.1.6.6.1.3.1.2	wlsxMonAPDATypeStatsEntry 2
monAPStatsTotDAMulticastPkts	1.3.6.1.4.1.14823.2.2.1.6.6.1.3.1.3	wlsxMonAPDATypeStatsEntry 3
monAPStatsTotDAMulticastBytes	1.3.6.1.4.1.14823.2.2.1.6.6.1.3.1.4	wlsxMonAPDATypeStatsEntry 4
monAPStatsTotDAUnicastPkts	1.3.6.1.4.1.14823.2.2.1.6.6.1.3.1.5	wlsxMonAPDATypeStatsEntry 5
monAPStatsTotDAUnicastBytes	1.3.6.1.4.1.14823.2.2.1.6.6.1.3.1.6	wlsxMonAPDATypeStatsEntry 6
wlsxMonAPFrameTypeStatsEntry	1.3.6.1.4.1.14823.2.2.1.6.6.1.3.1.7	wlsxMonAPDATypeStatsEntry 7
monAPStatsTotMgmtPkts	1.3.6.1.4.1.14823.2.2.1.6.6.1.3.1.8	wlsxMonAPDATypeStatsEntry 8
monAPStatsTotMgmtBytes	1.3.6.1.4.1.14823.2.2.1.6.6.1.3.1.9	wlsxMonAPDATypeStatsEntry 9
monAPStatsTotCtrlPkts	1.3.6.1.4.1.14823.2.2.1.6.6.1.3.1.10	wlsxMonAPDATypeStatsEntry 10
monAPStatsTotCtrlBytes	1.3.6.1.4.1.14823.2.2.1.6.6.1.3.1.11	wlsxMonAPDATypeStatsEntry 11
monAPStatsTotDataPkts	1.3.6.1.4.1.14823.2.2.1.6.6.1.3.1.12	wlsxMonAPDATypeStatsEntry 12
monAPStatsTotDataBytes	1.3.6.1.4.1.14823.2.2.1.6.6.1.3.1.13	wlsxMonAPDATypeStatsEntry 13

wlsxMonAPDATypeStatsEntry

Syntax	wlsxMonAPDATypeStatsEntry
Max-Access	not-accessible
Status	current
Description	Destination address-based packet and byte count entry for a monitored access point
Index	{ monPhyAddress, monRadioNumber, monitoredApBSSID, monAPStatsTotDAUnicastPktsCounter32, monAPStatsTotDAUnicastBytesCounter32 }

monAPStatsTotDABroadcastPkts

Syntax	Counter32
Max-Access	read-only
Status	current
Description	This attribute indicates the total number of broadcast packets observed from this BSSID.

monAPStatsTotDABroadcastBytes

Syntax	Counter32
Max-Access	read-only
Status	current
Description	This attribute indicates the total number of broadcast bytes observed from this BSSID.

monAPStatsTotDAMulticastPkts

Syntax	Counter32
Max-Access	read-only
Status	current
Description	This attribute indicates the total number of multicast packets observed from this BSSID.

monAPStatsTotDAMulticastBytes

Syntax	Counter32
Max-Access	read-only
Status	current
Description	This attribute indicates the total number of multicast bytes observed from this BSSID.

monAPStatsTotDAUnicastPkts

Syntax	Counter32
Max-Access	read-only
Status	current
Description	This attribute indicates the total number of unicast packets observed from this BSSID.

monAPStatsTotDAUnicastBytes

Syntax	Counter32
Max-Access	read-only
Status	current
Description	This attribute indicates the total number of unicast bytes observed from this BSSID.

wlsxMonAPFrameTypeStatsTable

The objects of the wlsx Mon Access Point Frame Type Stats table provide statistics of the BSSID packet and byte counts, which are sorted by Destination Address (DA) Type.

wlsxMonAPFrameTypeStatsEntry

Syntax	wlsxMonAPFrameTypeStatsEntry
Max-Access	not-accessible
Status	current
Description	Frame Type-based packet and byte count entry for a monitored access point.
Index	{ monPhyAddress, monRadioNumber, monitoredApBSSID }

monAPStatsTotMgmtPkts

Syntax	Counter32
Max-Access	read-only
Status	current
Description	This attribute indicates the total number of management packets observed from this BSSID.

monAPStatsTotMgmtBytes

Syntax	Counter32
Max-Access	read-only
Status	current
Description	This attribute indicates the total number of management bytes observed from this BSSID.

monAPStatsTotCtrlPkts

Syntax	Counter32
Max-Access	read-only
Status	current
Description	This attribute indicates the total number of control packets observed from this BSSID.

monAPStatsTotCtrlBytes

Syntax	Counter32
Max-Access	read-only
Status	current
Description	This attribute indicates the total number of control bytes observed from this BSSID.

monAPStatsTotDataPkts

Syntax	Counter32
Max-Access	read-only
Status	current
Description	This attribute indicates the total number of data packets observed from this BSSID.

monAPStatsTotDataBytes

Syntax	Counter32
Max-Access	read-only
Status	current
Description	This attribute indicates the total number of data bytes observed from this BSSID.

wlsxMonAPPktSizeStatsTable

The objects of the wlsx Mon AP Packet Size Statistics table provide channel statistics that are sorted by packet size.

wlsxMonAPPktSizeStatsEntry

Syntax	wlsxMonAPPktSizeStatsEntry
Max-Access	not-accessible
Status	current
Description	Packet size-based packet count entry for a BSSID.
Index	{ monPhyAddress, monRadioNumber, monitoredApBSSID }

monAPStatsPkts63Bytes

Syntax	Counter32
Max-Access	read-only
Status	current
Description	This attribute indicates the total number of packets transmitted by the access point that were less than 64 bytes long.
History	Updated in ArubaOS 3.1—description.

monAPStatsPkts64To127

Syntax	Counter32
Max-Access	read-only
Status	current
Description	This attribute indicates the total number of packets transmitted by the access point that were between 64 and 127 bytes long.
History	Updated in ArubaOS 3.1—description.

monAPStatsPkts128To255

Syntax	Counter32
Max-Access	read-only
Status	current
Description	This attribute indicates the total number of packets transmitted by the access point that were between 128 and 255 bytes long.

monAPStatsPkts256To511

Syntax	Counter32
Max-Access	read-only
Status	current
Description	This attribute indicates the total number of packets transmitted by the access point that were between 256 and 511 bytes long.

monAPStatsPkts512To1023

Syntax	Counter32
Max-Access	read-only
Status	current
Description	This attribute indicates the total number of packets transmitted by the access point that were between 512 and 1023 bytes long.

monAPStatsPkts1024To1518

Syntax	Counter32
Max-Access	read-only
Status	current
Description	This attribute indicates the total number of packets transmitted by the access point that were between 1024 and 1518 bytes long.

wlsxMonAPHTRateStatsTable

The objects of the wlsx Mon AP HPT Rate Stats table provide the monitored counts of access point packet and byte counts that are sorted by high throughput (HT) rates.

Table 48 *wlsxMonAPHTRateStatsTable OIDs*

Object	Object ID	
wlsxMonAPHTRateStatsEntry	1.3.6.1.4.1.14823.2.2.1.6.6.1.6.1	wlsxMonAPHRageStatsTable 1
monHTRate	1.3.6.1.4.1.14823.2.2.1.6.6.1.6.1.1	wlsxMonAPHRageStatsEntry 1
monAPStatsToHTPkts	1.3.6.1.4.1.14823.2.2.1.6.6.1.6.1.2	wlsxMonAPHRageStatsEntry 2
monAPStatsToHTBytes	1.3.6.1.4.1.14823.2.2.1.6.6.1.6.1.3	wlsxMonAPHRageStatsEntry 3

wlsxMonAPHTRateStatsEntry

Syntax	WlsxMonAPHTRateStatsEntry
Max-Access	not-accessible
Status	current
Description	Data rate based packet and byte count entry for a monitored AP.
Index	monPhyAddress, monRadioNumber, monitoredApBSSID, monHTRate

monHTRate

Syntax	ArubaHTRate
Max-Access	read-only
Status	current
Description	The rate at which the counters apply
Index	monPhyAddress, monRadioNumber, monitoredApBSSID, monHTRate

monAPStatsToHTPkts

Syntax	Counter32
Max-Access	read-only
Status	current
Description	The total number of packets processed at the indicated rate.
Index	monPhyAddress, monRadioNumber, monitoredApBSSID, monHTRate

monAPStatsToHTBytes

Syntax	Counter32
Max-Access	read-only
Status	current
Description	The total number of bytes processed at the indicated rate.
Index	monPhyAddress, monRadioNumber, monitoredApBSSID, monHTRate

wlsxMonStationStatsTable

The objects of the wlsx Monitor Station Statistics table provide aggregate statistics collected for a station.

Table 49 *MonStationStats Table*

Object	Object ID	
wlsxMonStationStatsEntry	1.3.6.1.4.1.14823.2.2.1.6.6.2.1.1	wlsxMonStationStatsTable 1
monitoredStaPhyAddress	1.3.6.1.4.1.14823.2.2.1.6.6.2.1.1.1	wlsxMonStationStatsEntry 1
monStaChannelNum	1.3.6.1.4.1.14823.2.2.1.6.6.2.1.1.2	wlsxMonStationStatsEntry 2
monStaTxPkts	1.3.6.1.4.1.14823.2.2.1.6.6.2.1.1.3	wlsxMonStationStatsEntry 3
monStaTxBytes	1.3.6.1.4.1.14823.2.2.1.6.6.2.1.1.4	wlsxMonStationStatsEntry 4
monStaRxPkts	1.3.6.1.4.1.14823.2.2.1.6.6.2.1.1.5	wlsxMonStationStatsEntry 5
monStaRxBytes	1.3.6.1.4.1.14823.2.2.1.6.6.2.1.1.6	wlsxMonStationStatsEntry 6
monStaTxBCastPkts	1.3.6.1.4.1.14823.2.2.1.6.6.2.1.1.7	wlsxMonStationStatsEntry 7
monStaTxBCastBytes	1.3.6.1.4.1.14823.2.2.1.6.6.2.1.1.8	wlsxMonStationStatsEntry 8
monStaTxMCastPkts	1.3.6.1.4.1.14823.2.2.1.6.6.2.1.1.9	wlsxMonStationStatsEntry 9
monStaTxMCastBytes	1.3.6.1.4.1.14823.2.2.1.6.6.2.1.1.10	wlsxMonStationStatsEntry 10
monStaDataPkts	1.3.6.1.4.1.14823.2.2.1.6.6.2.1.1.11	wlsxMonStationStatsEntry 11
monStaCtrlPkts	1.3.6.1.4.1.14823.2.2.1.6.6.2.1.1.12	wlsxMonStationStatsEntry 12
monStaNumAssocRequests	1.3.6.1.4.1.14823.2.2.1.6.6.2.1.1.13	wlsxMonStationStatsEntry 13
monStaNumAuthRequests	1.3.6.1.4.1.14823.2.2.1.6.6.2.1.1.14	wlsxMonStationStatsEntry 14
monStaTxDeauthentications	1.3.6.1.4.1.14823.2.2.1.6.6.2.1.1.15	wlsxMonStationStatsEntry 15
monStaRxDeauthentications	1.3.6.1.4.1.14823.2.2.1.6.6.2.1.1.16	wlsxMonStationStatsEntry 16
monStaFrameRetryRate	1.3.6.1.4.1.14823.2.2.1.6.6.2.1.1.17	wlsxMonStationStatsEntry 17
monStaFrameLowSpeedRate	1.3.6.1.4.1.14823.2.2.1.6.6.2.1.1.18	wlsxMonStationStatsEntry 18
monStaFrameNonUnicastRate	1.3.6.1.4.1.14823.2.2.1.6.6.2.1.1.19	wlsxMonStationStatsEntry 19
monStaFrameFragmentationRate	1.3.6.1.4.1.14823.2.2.1.6.6.2.1.1.20	wlsxMonStationStatsEntry 20
monStaFrameBandwidthRate	1.3.6.1.4.1.14823.2.2.1.6.6.2.1.1.21	wlsxMonStationStatsEntry 21
monStaFrameRetryErrorRate	1.3.6.1.4.1.14823.2.2.1.6.6.2.1.1.22	wlsxMonStationStatsEntry 22
monStaBSSID	1.3.6.1.4.1.14823.2.2.1.6.6.2.1.1.23	wlsxMonStationStatsEntry 23
monStaESSID	1.3.6.1.4.1.14823.2.2.1.6.6.2.1.1.24	wlsxMonStationStatsEntry 24
monStaPhyType	1.3.6.1.4.1.14823.2.2.1.6.6.2.1.1.25	wlsxMonStationStatsEntry 25
monStaRSSI	1.3.6.1.4.1.14823.2.2.1.6.6.2.1.1.26	wlsxMonStationStatsEntry 26
monStaFrameReceiveErrorRate	1.3.6.1.4.1.14823.2.2.1.6.6.2.1.1.27	wlsxMonStationStatsEntry 27

wlsxMonStationStatsEntry

Syntax	MonStationStatsEntry
Max-Access	not-accessible
Status	current
Description	Monitored Station Stats Entry.
Index	{ monPhyAddress, monRadioNumber, monitoredStaPhyAddress }

monitoredStaPhyAddress

Syntax	MacAddress
Max-Access	not-accessible
Status	current
Description	MAC address of the monitored station.

monStaChannelNum

Syntax	Unsigned32
Max-Access	read-only
Status	current
Description	The channel the station is currently using.

monStaTxPkts

Syntax	Counter32
Max-Access	read-only
Status	current
Description	The number of packets transmitted by this station.

monStaTxBytes

Syntax	Counter32
Max-Access	read-only
Status	current
Description	The number of bytes transmitted by this station.

monStaRxPkts

Syntax	Counter32
Max-Access	read-only
Status	current
Description	The number of packets received by this station.

monStaRxBytes

Syntax	Counter32
Max-Access	read-only
Status	current
Description	The number of bytes received by this station.

monStaTxBCastPkts

Syntax	Counter32
Max-Access	read-only
Status	current
Description	The number of broadcast packets transmitted by this station.

monStaTxBCastBytes

Syntax	Counter32
Max-Access	read-only
Status	current
Description	The number of broadcast bytes transmitted by this station.

monStaTxMCastPkts

Syntax	Counter32
Max-Access	read-only
Status	current
Description	The number of multicast packets transmitted by this station.

monStaTxMCastBytes

Syntax	Counter32
Max-Access	read-only
Status	current
Description	The number of multicast bytes transmitted by this station.

monStaDataPkts

Syntax	Counter32
Max-Access	read-only
Status	current
Description	The total number of data packets transmitted by this station.

monStaCtrlPkts

Syntax	Counter32
Max-Access	read-only
Status	current
Description	The total number of control packets transmitted by this station.

monStaNumAssocRequests

Syntax	Counter32
Max-Access	read-only
Status	current
Description	The number of association requests transmitted by this station.

monStaNumAuthRequests

Syntax	Counter32
Max-Access	read-only
Status	current
Description	The number of authentication requests transmitted by this station

monStaTxDeauthentications

Syntax	Counter32
Max-Access	read-only
Status	current
Description	The number of deauthentication frames transmitted by this station.

monStaRxDeauthentications

Syntax	Counter32
Max-Access	read-only
Status	current
Description	The number of deauthentication frames received by this station.

monStaFrameRetryRate

Syntax	Integer32
Max-Access	read-only
Status	current
Description	The number of retry packets as a percentage of the total packets transmitted and received by this station.

monStaFrameLowSpeedRate

Syntax	Integer32
Max-Access	read-only
Status	current
Description	The number of low data rate (<= 18 Mbps for A/G bands and <=2 Mbps for B band) packets as a percentage of the total packets transmitted and received by this station.

monStaFrameNonUnicastRate

Syntax	Integer32
Max-Access	read-only
Status	current
Description	The number of broadcast and multicast packets as a percentage of the total packets transmitted by this station.

monStaFrameFragmentationRate

Syntax	Integer32
Max-Access	read-only
Status	current
Description	The number of fragments as a percentage of the total packets transmitted by this station.

monStaFrameBandwidthRate

Syntax	Integer32
Max-Access	read-only
Status	current
Description	The bandwidth of this station in Kbps.

monStaFrameRetryErrorRate

Syntax	Integer32
Max-Access	read-only
Status	deprecated
Description	The number of error packets as a percentage of the total packets received by this station.

monStaBSSID

Syntax	MacAddress
Max-Access	read-only
Status	current
Description	BSSID of the monitored station.

monStaESSID

Syntax	DisplayString
Max-Access	read-only
Status	current
Description	ESSID of the monitored station.

monStaPhyType

Syntax	ArubaPhyType
Max-Access	read-only
Status	current
Description	PHY type of the monitored station.

monStaRSSI

Syntax	Integer32
Max-Access	read-only
Status	current
Description	SNR of the monitored station.

monStaFrameReceiveErrorRate

Syntax	Integer32
Max-Access	read-only
Status	current
Description	The number of error packets as a percentage of the total packets received by this station.
History	Added in ArubaOS 3.1.0.0.

wlsxMonStaRateStatsTable

The objects of the wlsx Monitor Station Statistics table provide station statistics sorted by data rates.

Table 50 *wlsxMonStaRateStatsTable OIDs*

Object	Object ID	
wlsxMonStaRateStatsEntry	1.3.6.1.4.1.14823.2.2.1.6.6.2.2.1	wlsxMonStaRateStatsTable 1
monStaTxPktsAt1Mbps	1.3.6.1.4.1.14823.2.2.1.6.6.2.2.1.1	wlsxMonStaRateStatsEntry 1
monStaTxBytesAt1Mbps	1.3.6.1.4.1.14823.2.2.1.6.6.2.2.1.2	wlsxMonStaRateStatsEntry 2
monStaTxPktsAt2Mbps	1.3.6.1.4.1.14823.2.2.1.6.6.2.2.1.3	wlsxMonStaRateStatsEntry 3
monStaTxBytesAt2Mbps	1.3.6.1.4.1.14823.2.2.1.6.6.2.2.1.4	wlsxMonStaRateStatsEntry 4
monStaTxPktsAt5Mbps	1.3.6.1.4.1.14823.2.2.1.6.6.2.2.1.5	wlsxMonStaRateStatsEntry 5
monStaTxBytesAt5Mbps	1.3.6.1.4.1.14823.2.2.1.6.6.2.2.1.6	wlsxMonStaRateStatsEntry 6
monStaTxPktsAt11Mbps	1.3.6.1.4.1.14823.2.2.1.6.6.2.2.1.7	wlsxMonStaRateStatsEntry 7
monStaTxBytesAt11Mbps	1.3.6.1.4.1.14823.2.2.1.6.6.2.2.1.8	wlsxMonStaRateStatsEntry 8
monStaTxPktsAt6Mbps	1.3.6.1.4.1.14823.2.2.1.6.6.2.2.1.9	wlsxMonStaRateStatsEntry 9

Table 50 *wlsxMonStaRateStatsTable OIDs (Continued)*

Object	Object ID	
monStaTxBytesAt6Mbps	1.3.6.1.4.1.14823.2.2.1.6.6.2.2.1.10	wlsxMonStaRateStatsEntry 10
monStaTxPktsAt12Mbps	1.3.6.1.4.1.14823.2.2.1.6.6.2.2.1.11	wlsxMonStaRateStatsEntry 11
monStaTxBytesAt12Mbps	1.3.6.1.4.1.14823.2.2.1.6.6.2.2.1.12	wlsxMonStaRateStatsEntry 12
monStaTxPktsAt18Mbps	1.3.6.1.4.1.14823.2.2.1.6.6.2.2.1.13	wlsxMonStaRateStatsEntry 13
monStaTxBytesAt18Mbps	1.3.6.1.4.1.14823.2.2.1.6.6.2.2.1.14	wlsxMonStaRateStatsEntry 14
monStaTxPktsAt24Mbps	1.3.6.1.4.1.14823.2.2.1.6.6.2.2.1.15	wlsxMonStaRateStatsEntry 15
monStaTxBytesAt24Mbps	1.3.6.1.4.1.14823.2.2.1.6.6.2.2.1.16	wlsxMonStaRateStatsEntry 16
monStaTxPktsAt36Mbps	1.3.6.1.4.1.14823.2.2.1.6.6.2.2.1.17	wlsxMonStaRateStatsEntry 17
monStaTxBytesAt36Mbps	1.3.6.1.4.1.14823.2.2.1.6.6.2.2.1.18	wlsxMonStaRateStatsEntry 18
monStaTxPktsAt48Mbps	1.3.6.1.4.1.14823.2.2.1.6.6.2.2.1.19	wlsxMonStaRateStatsEntry 19
monStaTxBytesAt48Mbps	1.3.6.1.4.1.14823.2.2.1.6.6.2.2.1.20	wlsxMonStaRateStatsEntry 20
monStaTxPktsAt54Mbps	1.3.6.1.4.1.14823.2.2.1.6.6.2.2.1.21	wlsxMonStaRateStatsEntry 21
monStaTxBytesAt54Mbps	1.3.6.1.4.1.14823.2.2.1.6.6.2.2.1.22	wlsxMonStaRateStatsEntry 22
monStaRxPktsAt1Mbps	1.3.6.1.4.1.14823.2.2.1.6.6.2.2.1.23	wlsxMonStaRateStatsEntry 23
monStaRxBytesAt1Mbps	1.3.6.1.4.1.14823.2.2.1.6.6.2.2.1.24	wlsxMonStaRateStatsEntry 24
monStaRxPktsAt2Mbps	1.3.6.1.4.1.14823.2.2.1.6.6.2.2.1.25	wlsxMonStaRateStatsEntry 25
monStaRxBytesAt2Mbps	1.3.6.1.4.1.14823.2.2.1.6.6.2.2.1.26	wlsxMonStaRateStatsEntry 26
monStaRxPktsAt5Mbps	1.3.6.1.4.1.14823.2.2.1.6.6.2.2.1.27	wlsxMonStaRateStatsEntry 27
monStaRxBytesAt5Mbps	1.3.6.1.4.1.14823.2.2.1.6.6.2.2.1.28	wlsxMonStaRateStatsEntry 28
monStaRxPktsAt11Mbps	1.3.6.1.4.1.14823.2.2.1.6.6.2.2.1.29	wlsxMonStaRateStatsEntry 29
monStaRxBytesAt11Mbps	1.3.6.1.4.1.14823.2.2.1.6.6.2.2.1.30	wlsxMonStaRateStatsEntry 30
monStaRxPktsAt6Mbps	1.3.6.1.4.1.14823.2.2.1.6.6.2.2.1.31	wlsxMonStaRateStatsEntry 31
monStaRxBytesAt6Mbps	1.3.6.1.4.1.14823.2.2.1.6.6.2.2.1.32	wlsxMonStaRateStatsEntry 32
monStaRxPktsAt12Mbps	1.3.6.1.4.1.14823.2.2.1.6.6.2.2.1.33	wlsxMonStaRateStatsEntry 33
monStaRxBytesAt12Mbps	1.3.6.1.4.1.14823.2.2.1.6.6.2.2.1.34	wlsxMonStaRateStatsEntry 34
monStaRxPktsAt18Mbps	1.3.6.1.4.1.14823.2.2.1.6.6.2.2.1.35	wlsxMonStaRateStatsEntry 35
monStaRxBytesAt18Mbps	1.3.6.1.4.1.14823.2.2.1.6.6.2.2.1.36	wlsxMonStaRateStatsEntry 36
monStaRxPktsAt24Mbps	1.3.6.1.4.1.14823.2.2.1.6.6.2.2.1.37	wlsxMonStaRateStatsEntry 37
monStaRxBytesAt24Mbps	1.3.6.1.4.1.14823.2.2.1.6.6.2.2.1.38	wlsxMonStaRateStatsEntry 38
monStaRxPktsAt36Mbps	1.3.6.1.4.1.14823.2.2.1.6.6.2.2.1.39	wlsxMonStaRateStatsEntry 39
monStaRxBytesAt36Mbps	1.3.6.1.4.1.14823.2.2.1.6.6.2.2.1.40	wlsxMonStaRateStatsEntry 40
monStaRxPktsAt48Mbps	1.3.6.1.4.1.14823.2.2.1.6.6.2.2.1.41	wlsxMonStaRateStatsEntry 41
monStaRxBytesAt48Mbps	1.3.6.1.4.1.14823.2.2.1.6.6.2.2.1.42	wlsxMonStaRateStatsEntry 42
monStaRxPktsAt54Mbps	1.3.6.1.4.1.14823.2.2.1.6.6.2.2.1.43	wlsxMonStaRateStatsEntry 43

Table 50 *wlsxMonStaRateStatsTable OIDs (Continued)*

Object	Object ID	
monStaRxBytesAt54Mbps	1.3.6.1.4.1.14823.2.2.1.6.6.2.2.1.44	wlsxMonStaRateStatsEntry 44
monStaTxPktsAt9Mbps	1.3.6.1.4.1.14823.2.2.1.6.6.2.2.1.45	wlsxMonStaRateStatsEntry 45
monStaTxBytesAt9Mbps	1.3.6.1.4.1.14823.2.2.1.6.6.2.2.1.46	wlsxMonStaRateStatsEntry 46
monStaRxPktsAt9Mbps	1.3.6.1.4.1.14823.2.2.1.6.6.2.2.1.47	wlsxMonStaRateStatsEntry 47
monStaRxBytesAt9Mbps	1.3.6.1.4.1.14823.2.2.1.6.6.2.2.1.48	wlsxMonStaRateStatsEntry 48

wlsxMonStaRateStatsEntry

Syntax	wlsxMonStaRateStatsEntry
Max-Access	not-accessible
Status	current
Description	Data rate-based packet and byte count entry for a monitored station.
Index	{ monPhyAddress, monRadioNumber, monitoredStaPhyAddress }

monStaTxPktsAt1Mbps

Syntax	Counter32
Max-Access	read-only
Status	current
Description	This attribute indicates the number of packets transmitted by the station at 1 Mbps rate.

monStaTxBytesAt1Mbps

Syntax	Counter32
Max-Access	read-only
Status	current
Description	This attribute indicates the number of octets transmitted by the station at 1 Mbps rate.

monStaTxPktsAt2Mbps

Syntax	Counter32
Max-Access	read-only
Status	current
Description	This attribute indicates the number of packets transmitted by the station at 2 Mbps rate.

monStaTxBytesAt2Mbps

Syntax	Counter32
Max-Access	read-only
Status	current
Description	This attribute indicates the number of octets transmitted by the station at 2 Mbps rate.

monStaTxPktsAt5Mbps

Syntax	Counter32
Max-Access	read-only
Status	current
Description	This attribute indicates the number of packets transmitted by the station at 5 Mbps rate.

monStaTxBytesAt5Mbps

Syntax	Counter32
Max-Access	read-only
Status	current
Description	This attribute indicates the number of octets transmitted by the station at 5 Mbps rate.

monStaTxPktsAt11Mbps

Syntax	Counter32
Max-Access	read-only
Status	current
Description	This attribute indicates the number of packets transmitted by the station at 11 Mbps rate.

monStaTxBytesAt11Mbps

Syntax	Counter32
Max-Access	read-only
Status	current
Description	This attribute indicates the number of octets transmitted by the station at 11 Mbps rate.

monStaTxPktsAt6Mbps

Syntax	Counter32
Max-Access	read-only
Status	current
Description	This attribute indicates the number of packets transmitted by the station at 6 Mbps rate.

monStaTxBytesAt6Mbps

Syntax	Counter32
Max-Access	read-only
Status	current
Description	This attribute indicates the number of octets transmitted by the station at 6 Mbps rate.

monStaTxPktsAt12Mbps

Syntax	Counter32
Max-Access	read-only
Status	current
Description	This attribute indicates the number of packets transmitted by the station at 12 Mbps rate.

monStaTxBytesAt12Mbps

Syntax	Counter32
Max-Access	read-only
Status	current
Description	This attribute indicates the number of octets transmitted by the station at 12 Mbps rate.

monStaTxPktsAt18Mbps

Syntax	Counter32
Max-Access	read-only
Status	current
Description	This attribute indicates the number of packets transmitted by the station at 18 Mbps rate.

monStaTxBytesAt18Mbps

Syntax	Counter32
Max-Access	read-only
Status	current
Description	This attribute indicates the number of octets transmitted by the station at 18 Mbps rate.

monStaTxPktsAt24Mbps

Syntax	Counter32
Max-Access	read-only
Status	current
Description	This attribute indicates the number of packets transmitted by the station at 24 Mbps rate.

monStaTxBytesAt24Mbps

Syntax	Counter32
Max-Access	read-only
Status	current
Description	This attribute indicates the number of octets transmitted by the station at 24 Mbps rate.

monStaTxPktsAt36Mbps

Syntax	Counter32
Max-Access	read-only
Status	current
Description	This attribute indicates the number of packets transmitted by the station at 36 Mbps rate.

monStaTxBytesAt36Mbps

Syntax	Counter32
Max-Access	read-only
Status	current
Description	This attribute indicates the number of octets transmitted by the station at 36 Mbps rate.

monStaTxPktsAt48Mbps

Syntax	Counter32
Max-Access	read-only
Status	current
Description	This attribute indicates the number of packets transmitted by the station at 48 Mbps rate.

monStaTxBytesAt48Mbps

Syntax	Counter32
Max-Access	read-only
Status	current
Description	This attribute indicates the number of octets transmitted by the station at 48 Mbps rate.

monStaTxPktsAt54Mbps

Syntax	Counter32
Max-Access	read-only
Status	current
Description	This attribute indicates the number of packets transmitted by the station at 54 Mbps rate.

monStaTxBytesAt54Mbps

Syntax	Counter32
Max-Access	read-only
Status	current
Description	This attribute indicates the number of octets transmitted by the station at 54 Mbps rate.

monStaRxPktsAt1Mbps

Syntax	Counter32
Max-Access	read-only
Status	current
Description	This attribute indicates the number of packets received by the station at 1 Mbps rate.

monStaRxBytesAt1Mbps

Syntax	Counter32
Max-Access	read-only
Status	current
Description	This attribute indicates the number of octets received by the station at 1 Mbps rate.

monStaRxPktsAt2Mbps

Syntax	Counter32
Max-Access	read-only
Status	current
Description	This attribute indicates the number of packets received by the station at 2 Mbps rate.

monStaRxBytesAt2Mbps

Syntax	Counter32
Max-Access	read-only
Status	current
Description	This attribute indicates the number of octets received by the station at 2 Mbps rate.

monStaRxPktsAt5Mbps

Syntax	Counter32
Max-Access	read-only
Status	current
Description	This attribute indicates the number of packets received by the station at 5 Mbps rate.

monStaRxBytesAt5Mbps

Syntax	Counter32
Max-Access	read-only
Status	current
Description	This attribute indicates the number of octets received by the station at 5 Mbps rate.

monStaRxPktsAt11Mbps

Syntax	Counter32
Max-Access	read-only
Status	current
Description	This attribute indicates the number of packets received by the station at 11 Mbps rate.

monStaRxBytesAt11Mbps

Syntax	Counter32
Max-Access	read-only
Status	current
Description	This attribute indicates the number of octets received by the station at 11 Mbps rate.

monStaRxPktsAt6Mbps

Syntax	Counter32
Max-Access	read-only
Status	current
Description	This attribute indicates the number of packets received by the station at 6 Mbps rate.

monStaRxBytesAt6Mbps

Syntax	Counter32
Max-Access	read-only
Status	current
Description	This attribute indicates the number of octets received by the station at 6 Mbps rate.

monStaRxPktsAt12Mbps

Syntax	Counter32
Max-Access	read-only
Status	current
Description	This attribute indicates the number of packets received by the station at 12 Mbps rate.

monStaRxBytesAt12Mbps

Syntax	Counter32
Max-Access	read-only
Status	current
Description	This attribute indicates the number of octets received by the station at 12 Mbps rate.

monStaRxPktsAt18Mbps

Syntax	Counter32
Max-Access	read-only
Status	current
Description	This attribute indicates the number of packets received by the station at 18 Mbps rate.

monStaRxBytesAt18Mbps

Syntax	Counter32
Max-Access	read-only
Status	current
Description	This attribute indicates the number of octets received by the station at 18 Mbps rate.

monStaRxPktsAt24Mbps

Syntax	Counter32
Max-Access	read-only
Status	current
Description	This attribute indicates the number of packets received by the station at 24 Mbps rate.

monStaRxBytesAt24Mbps

Syntax	Counter32
Max-Access	read-only
Status	current
Description	This attribute indicates the number of octets received by the station at 24 Mbps rate.

monStaRxPktsAt36Mbps

Syntax	Counter32
Max-Access	read-only
Status	current
Description	This attribute indicates the number of packets received by the station at 36 Mbps rate.

monStaRxBytesAt36Mbps

Syntax	Counter32
Max-Access	read-only
Status	current
Description	This attribute indicates the number of octets received by the station at 36 Mbps rate.

monStaRxPktsAt48Mbps

Syntax	Counter32
Max-Access	read-only
Status	current
Description	This attribute indicates the number of packets received by the station at 48 Mbps rate.

monStaRxBytesAt48Mbps

Syntax	Counter32
Max-Access	read-only
Status	current
Description	This attribute indicates the number of octets received by the station at 48 Mbps rate.

monStaRxPktsAt54Mbps

Syntax	Counter32
Max-Access	read-only
Status	current
Description	This attribute indicates the number of packets received by the station at 54 Mbps rate.

monStaRxBytesAt54Mbps

Syntax	Counter32
Max-Access	read-only
Status	current
Description	This attribute indicates the number of octets received by the station at 54 Mbps rate.

monStaTxPktsAt9Mbps

Syntax	Counter32
Max-Access	read-only
Status	current
Description	This attribute indicates the number of packets transmitted by the station at 9 Mbps rate.

monStaTxBytesAt9Mbps

Syntax	Counter32
Max-Access	read-only
Status	current
Description	This attribute indicates the number of octets transmitted by the station at 9 Mbps rate.

monStaRxPktsAt9Mbps

Syntax	Counter32
Max-Access	read-only
Status	current
Description	This attribute indicates the number of packets received by the station at 9 Mbps rate.

monStaRxBytesAt9Mbps

Syntax	Counter32
Max-Access	read-only
Status	current
Description	This attribute indicates the number of octets received by the station at 9 Mbps rate.

wlsxMonStaDATypeStatsTable

The objects of the wlsx Monitor Station DA Type Statistics table provide station statistics sorted by Destination Address (DA) types.

Table 51 *MonStaDATypeStatsTable OIDs*

Object	Object ID	
wlsxMonStaDATypeStatsEntry	1.3.6.1.4.1.14823.2.2.1.6.6.2.3.1	wlsxMonStaDATypeStatsTable 1
monStaTxDABroadcastPkts	1.3.6.1.4.1.14823.2.2.1.6.6.2.3.1.1	wlsxMonStaDATypeStatsEntry 1
monStaTxDABroadcastBytes	1.3.6.1.4.1.14823.2.2.1.6.6.2.3.1.2	wlsxMonStaDATypeStatsEntry 2
monStaTxDAMulticastPkts	1.3.6.1.4.1.14823.2.2.1.6.6.2.3.1.3	wlsxMonStaDATypeStatsEntry 3
monStaTxDAMulticastBytes	1.3.6.1.4.1.14823.2.2.1.6.6.2.3.1.4	wlsxMonStaDATypeStatsEntry 4
monStaTxDAUnicastPkts	1.3.6.1.4.1.14823.2.2.1.6.6.2.3.1.5	wlsxMonStaDATypeStatsEntry 5
monStaTxDAUnicastBytes	1.3.6.1.4.1.14823.2.2.1.6.6.2.3.1.6	wlsxMonStaDATypeStatsEntry 6

wlsxMonStaDATypeStatsEntry

Syntax	wlsxMonStaDATypeStatsEntry
Max-Access	not-accessible
Status	current
Description	Data rate-based packet and byte count entry for a monitored station.
Index	{ monPhyAddress, monRadioNumber, monitoredStaPhyAddress }

monStaTxDABroadcastPkts

Syntax	Counter32
Max-Access	read-only
Status	current
Description	This attribute indicates the number of broadcast packets transmitted by this station.

monStaTxDABroadcastBytes

Syntax	Counter32
Max-Access	read-only
Status	current
Description	This attribute indicates the number of broadcast bytes transmitted by this station.

monStaTxDAMulticastPkts

Syntax	Counter32
Max-Access	read-only
Status	current
Description	This attribute indicates the number of multicast packets transmitted by this station.

monStaTxDAMulticastBytes

Syntax	Counter32
Max-Access	read-only
Status	current
Description	This attribute indicates the number of multicast bytes transmitted by this station.

monStaTxDAUnicastPkts

Syntax	Counter32
Max-Access	read-only
Status	current
Description	This attribute indicates the total of unicast packets transmitted by this station.

monStaTxDAUnicastBytes

Syntax	Counter32
Max-Access	read-only
Status	current
Description	This attribute indicates the total of unicast bytes transmitted by this station.

wlsxMonStaFrameTypeStatsTable

The objects of the wlsx Monitor Station Frame Type Statistics table provide packet and byte counts for monitored stations. The information is sorted by frame type.

Table 52 *MonStaFrameTypeStatsTable OIDs*

Object	Object ID	
wlsxMonStaFrameTypeStatsEntry	1.3.6.1.4.1.14823.2.2.1.6.6.2.4.1	wlsxMonStaFrameTypeStatsTable 1
monStaTxMgmtPkts	1.3.6.1.4.1.14823.2.2.1.6.6.2.4.1.1	wlsxMonStaFrameTypeStatsTable 1
monStaTxMgmtBytes	1.3.6.1.4.1.14823.2.2.1.6.6.2.4.1.2	wlsxMonStaFrameTypeStatsTable 2
monStaTxCtrlPkts	1.3.6.1.4.1.14823.2.2.1.6.6.2.4.1.3	wlsxMonStaFrameTypeStatsTable 3
monStaTxCtrlBytes	1.3.6.1.4.1.14823.2.2.1.6.6.2.4.1.4	wlsxMonStaFrameTypeStatsTable 4
monStaTxDataPkts	1.3.6.1.4.1.14823.2.2.1.6.6.2.4.1.5	wlsxMonStaFrameTypeStatsTable 5
monStaTxDataBytes	1.3.6.1.4.1.14823.2.2.1.6.6.2.4.1.6	wlsxMonStaFrameTypeStatsTable 6
monStaRxMgmtPkts	1.3.6.1.4.1.14823.2.2.1.6.6.2.4.1.7	wlsxMonStaFrameTypeStatsTable 7
monStaRxMgmtBytes	1.3.6.1.4.1.14823.2.2.1.6.6.2.4.1.8	wlsxMonStaFrameTypeStatsTable 8
monStaRxCtrlPkts	1.3.6.1.4.1.14823.2.2.1.6.6.2.4.1.9	wlsxMonStaFrameTypeStatsTable 9
monStaRxCtrlBytes	1.3.6.1.4.1.14823.2.2.1.6.6.2.4.1.10	wlsxMonStaFrameTypeStatsTable 10
monStaRxDataPkts	1.3.6.1.4.1.14823.2.2.1.6.6.2.4.1.11	wlsxMonStaFrameTypeStatsTable 11
monStaRxDataBytes	1.3.6.1.4.1.14823.2.2.1.6.6.2.4.1.12	wlsxMonStaFrameTypeStatsTable 12

wlsxMonStaFrameTypeStatsEntry

Syntax	wlsxMonStaFrameTypeStatsEntry
Max-Access	not-accessible
Status	current
Description	Frame type-based packet and byte count entry for a monitored station.
Index	{ monPhyAddress, monRadioNumber, monitoredStaPhyAddress }

monStaTxMgmtPkts

Syntax	Counter32
Max-Access	read-only
Status	current
Description	This attribute indicates the transmitted management packets from a station.

monStaTxMgmtBytes

Syntax	Counter32
Max-Access	read-only
Status	current
Description	This attribute indicates the transmitted management bytes from a station.

monStaTxCtrlPkts

Syntax	Counter32
Max-Access	read-only
Status	current
Description	This attribute indicates the transmitted control packets from a station.

monStaTxCtrlBytes

Syntax	Counter32
Max-Access	read-only
Status	current
Description	This attribute indicates the transmitted control bytes from a station.

monStaTxDataPkts

Syntax	Counter32
Max-Access	read-only
Status	current
Description	This attribute indicates the transmitted data packets from a station.

monStaTxDataBytes

Syntax	Counter32
Max-Access	read-only
Status	current
Description	This attribute indicates the transmitted data bytes observed from this station.

monStaRxMgmtPkts

Syntax	Counter32
Max-Access	read-only
Status	current
Description	This attribute indicates the number of received management packets at a station.

monStaRxMgmtBytes

Syntax	Counter32
Max-Access	read-only
Status	current
Description	This attribute indicates the number of received management bytes at a station.

monStaRxCtrlPkts

Syntax	Counter32
Max-Access	read-only
Status	current
Description	This attribute indicates the number of received control packets at a station.

monStaRxCtrlBytes

Syntax	Counter32
Max-Access	read-only
Status	current
Description	This attribute indicates the number of received control bytes at a station.

monStaRxDataPkts

Syntax	Counter32
Max-Access	read-only
Status	current
Description	This attribute indicates the number of received data packets at a station.

monStaRxDataBytes

Syntax	Counter32
Max-Access	read-only
Status	current
Description	This attribute indicates the number of received data bytes at a station.

wlsxMonStaPktSizeStatsTable

The objects of the wlsx Monitor Station Packet Size Statistics table provide packet and byte counts for monitored stations. The information is sorted by packet sizes.

Table 53 *wlsxMonStaPktSizeStatsTable OIDs*

Object	Object ID	
wlsxMonStaPktSizeStatsEntry	1.3.6.1.4.1.14823.2.2.1.6.6.2.5.1	wlsxMonStaPktSizeStatsTable 1
monStaTxPkts63Bytes	1.3.6.1.4.1.14823.2.2.1.6.6.2.5.1.1	wlsxMonStaPktSizeStatsEntry1
monStaTxPkts64To127	1.3.6.1.4.1.14823.2.2.1.6.6.2.5.1.2	wlsxMonStaPktSizeStatsEntry2
monStaTxPkts128To255	1.3.6.1.4.1.14823.2.2.1.6.6.2.5.1.3	wlsxMonStaPktSizeStatsEntry3
monStaTxPkts256To511	1.3.6.1.4.1.14823.2.2.1.6.6.2.5.1.4	wlsxMonStaPktSizeStatsEntry4
monStaTxPkts512To1023	1.3.6.1.4.1.14823.2.2.1.6.6.2.5.1.5	wlsxMonStaPktSizeStatsEntry5
monStaTxPkts1024To1518	1.3.6.1.4.1.14823.2.2.1.6.6.2.5.1.6	wlsxMonStaPktSizeStatsEntry6
monStaRxPkts63Bytes	1.3.6.1.4.1.14823.2.2.1.6.6.2.5.1.7	wlsxMonStaPktSizeStatsEntry7
monStaRxPkts64To127	1.3.6.1.4.1.14823.2.2.1.6.6.2.5.1.8	wlsxMonStaPktSizeStatsEntry8
monStaRxPkts128To255	1.3.6.1.4.1.14823.2.2.1.6.6.2.5.1.9	wlsxMonStaPktSizeStatsEntry9
monStaRxPkts256To511	1.3.6.1.4.1.14823.2.2.1.6.6.2.5.1.10	wlsxMonStaPktSizeStatsEntry10
monStaRxPkts512To1023	1.3.6.1.4.1.14823.2.2.1.6.6.2.5.1.11	wlsxMonStaPktSizeStatsEntry11
monStaRxPkts1024To1518	1.3.6.1.4.1.14823.2.2.1.6.6.2.5.1.12	wlsxMonStaPktSizeStatsEntry12

wlsxMonStaPktSizeStatsEntry

Syntax	wlsxMonStaPktSizeStatsEntry
Max-Access	not-accessible
Status	current
Description	Packet size-based packet count entry for a monitored station.
Index	{ monPhyAddress, monRadioNumber, monitoredStaPhyAddress }

monStaTxPkts63Bytes

Syntax	Counter32
Max-Access	read-only
Status	current
Description	This attribute indicates the number of packets transmitted by the station that were less than 64 bytes long.

monStaTxPkts64To127

Syntax	Counter32
Max-Access	read-only
Status	current
Description	This attribute indicates the number of packets transmitted by the station that were between 64 and 127 bytes long.

monStaTxPkts128To255

Syntax	Counter32
Max-Access	read-only
Status	current
Description	This attribute indicates the number of packets transmitted by the station that were between 128 and 255 bytes long.

monStaTxPkts256To511

Syntax	Counter32
Max-Access	read-only
Status	current
Description	This attribute indicates the number of packets transmitted by the station that were between 256 and 511 bytes long.

monStaTxPkts512To1023

Syntax	Counter32
Max-Access	read-only
Status	current
Description	This attribute indicates the number of packets transmitted by the station that were between 512 and 1023 bytes long.

monStaTxPkts1024To1518

Syntax	Counter32
Max-Access	read-only
Status	current
Description	This attribute indicates the number of packets transmitted by the station that were between 1024 and 1518 bytes long.

monStaRxPkts63Bytes

Syntax	Counter32
Max-Access	read-only
Status	current
Description	This attribute indicates the number of packets received by the station that were less than 64 bytes long.

monStaRxPkts64To127

Syntax	Counter32
Max-Access	read-only
Status	current
Description	This attribute indicates the number of packets received by the station that were between 64 and 127 bytes long.

monStaRxPkts128To255

Syntax	Counter32
Max-Access	read-only
Status	current
Description	This attribute indicates the number of packets received by the station that were between 128 and 255 bytes long.

monStaRxPkts256To511

Syntax	Counter32
Max-Access	read-only
Status	current
Description	This attribute indicates the number of packets received by the station that were between 256 and 511 bytes long.

monStaRxPkts512To1023

Syntax	Counter32
Max-Access	read-only
Status	current
Description	This attribute indicates the number of packets received by the station that were between 512 and 1023 bytes long.

monStaRxPkts1024To1518

Syntax	Counter32
Max-Access	read-only
Status	current
Description	This attribute indicates the number of packets received by the station that were between 1024 and 1518 bytes long.

wlsxMonAPIInfoTable

The objects of the wlsx Monitor AP Information table list the Access Points being monitored by the controller.

Table 54 *wlsxMonAPIInfoTable OIDs*

Object	Object ID	
wlsxMonAPIInfoEntry	1.3.6.1.4.1.14823.2.2.1.6.7.1.1.1	wlsxMonAPIInfoTable 1
monAPIInfoPhyType	1.3.6.1.4.1.14823.2.2.1.6.7.1.1.1.1	wlsxMonAPIInfoEntry 1
monAPIInfoCurrentChannel	1.3.6.1.4.1.14823.2.2.1.6.7.1.1.1.2	wlsxMonAPIInfoEntry 2
monAPIInfoClassification	1.3.6.1.4.1.14823.2.2.1.6.7.1.1.1.3	wlsxMonAPIInfoEntry 3
monAPIInfoESSID	1.3.6.1.4.1.14823.2.2.1.6.7.1.1.1.4	wlsxMonAPIInfoEntry 4
monAPIInfoRSSI	1.3.6.1.4.1.14823.2.2.1.6.7.1.1.1.5	wlsxMonAPIInfoEntry 5
monAPIInfoMonitorTime	1.3.6.1.4.1.14823.2.2.1.6.7.1.1.1.6	wlsxMonAPIInfoEntry 6
monAPIInfoInactivityTime	1.3.6.1.4.1.14823.2.2.1.6.7.1.1.1.7	wlsxMonAPIInfoEntry 7
monAPIInfoSnrSignalPkts	1.3.6.1.4.1.14823.2.2.1.6.7.1.1.1.8	wlsxMonAPIInfoEntry 8
monAPIInfoSnrSampleTime	1.3.6.1.4.1.14823.2.2.1.6.7.1.1.1.9	wlsxMonAPIInfoEntry 9
monAPIInfoStatus	1.3.6.1.4.1.14823.2.2.1.6.7.1.1.1.10	wlsxMonAPIInfoEntry 10
monAPIInfoConfidence	1.3.6.1.4.1.14823.2.2.1.6.7.1.1.1.11	wlsxMonAPIInfoEntry 11
monAPIInfoMatchType	1.3.6.1.4.1.14823.2.2.1.6.7.1.1.1.12	wlsxMonAPIInfoEntry 12
monAPIInfoMatchMethod	1.3.6.1.4.1.14823.2.2.1.6.7.1.1.1.13	wlsxMonAPIInfoEntry 13
monAPIInfoHTMode	1.3.6.1.4.1.14823.2.2.1.6.7.1.1.1.14	wlsxMonAPIInfoEntry 14

wlsxMonAPIInfoEntry

Syntax	wlsxMonAPIInfoEntry
Max-Access	not-accessible
Status	current
Description	Access Point Info entry
Index	{ monPhyAddress, monRadioNumber, monitoredApBSSID }

monAPIInfoPhyType

Syntax	ArubaPhyType
Max-Access	read-only
Status	current
Description	PHY type of the monitored access point.

monAPIInfoCurrentChannel

Syntax	Unsigned32
Max-Access	read-only
Status	current
Description	Channel the monitored access point is using.

monAPIInfoClassification

Syntax	ArubaRogueApType
Max-Access	read-only
Status	current
Description	This attribute indicates the type of the access point.

monAPIInfoESSID

Syntax	DisplayString
Max-Access	read-only
Status	current
Description	ESSID of the monitored access point.

monAPIInfoRSSI

Syntax	Integer32
Max-Access	read-only
Status	current
Description	SNR of the monitored access point.

monAPIInfoMonitorTime

Syntax	TimeTicks
Max-Access	read-only
Status	current
Description	This attribute indicates how long the access point has been monitored.

monAPIInfoInactivityTime

Syntax	TimeTicks
Max-Access	read-only
Status	current
Description	This attribute indicates how long the access point has been inactive.

monAPIInfoSnrSignalPkts

Syntax	Integer32
Max-Access	read-only
Status	current
Description	The number of signal packets observed by the monitoring access point during this sample time.

monAPIInfoSnrSampleTime

Syntax	Integer32
Max-Access	read-only
Status	current
Description	The sample time in which SNR data was collected.

monAPIInfoStatus

Syntax	Integer up(1) down(2)
Max-Access	read-only
Status	current
Description	Indicates whether this access point is considered to be up or down.

monAPIInfoConfidence

Syntax	Integer32
Max-Access	read-only
Status	current
Description	Indicates the confidence that a suspected rogue access point is in fact a rogue in terms of percentage.
History	Added in ArubaOS 3.1.0.0.

monAPIInfoMatchType

Syntax	ArubaAPMatchType
Max-Access	read-only
Status	current
Description	The method used to classify the access point as a rogue or suspected rogue AP.
History	Added in ArubaOS 3.1.0.0.

monAPIInfoMatchMethod

Syntax	ArubaAPMatchMethod
Max-Access	read-only
Status	current
Description	Indicates how the match occurred for rogue or suspect-rogue classification— an exact or +1 or -1 MAC match.
History	Added in ArubaOS 3.1.0.0.

monAPIInfoHTMode

Syntax	ArubaHTMode
Max-Access	read-only
Status	current
Description	Indicates the HT mode of the monitored AP, if any.
History	Added in ArubaOS 3.3.0.0.

wlsxMonStationInfoTable

The objects of the wlsx Monitor Station Information table provide statistics of all the wireless stations that are monitored.

Table 55 *wlsxMonStationInfoTable OIDs*

Object	Object ID	Object ID
wlsxMonStationInfoEntry	1.3.6.1.4.1.14823.2.2.1.6.7.2.1.1	wlsxMonStationInfoTable 1
monStaInfoChannelNummonStaInfoBSSID	1.3.6.1.4.1.14823.2.2.1.6.7.2.1.1.1	MonStationInfoEntry 1
monStaInfoChannelNummonStaInfoBSSID	1.3.6.1.4.1.14823.2.2.1.6.7.2.1.1.2	MonStationInfoEntry 2
monStaInfoESSID	1.3.6.1.4.1.14823.2.2.1.6.7.2.1.1.3	MonStationInfoEntry 3
monStaInfoPhyType	1.3.6.1.4.1.14823.2.2.1.6.7.2.1.1.4	MonStationInfoEntry 4
monStaInfoRSSI	1.3.6.1.4.1.14823.2.2.1.6.7.2.1.1.5	MonStationInfoEntry 5
monStaInfoClassification	1.3.6.1.4.1.14823.2.2.1.6.7.2.1.1.6	MonStationInfoEntry 6
monStaInfoMonitorTime	1.3.6.1.4.1.14823.2.2.1.6.7.2.1.1.7	MonStationInfoEntry 7
monStaInfoInactivityTime	1.3.6.1.4.1.14823.2.2.1.6.7.2.1.1.8	MonStationInfoEntry 8
monStaInfoSnrSignalPkts	1.3.6.1.4.1.14823.2.2.1.6.7.2.1.1.9	MonStationInfoEntry 9
monStaInfoSnrSampleTime	1.3.6.1.4.1.14823.2.2.1.6.7.2.1.1.10	MonStationInfoEntry 10
monStaInfoStatus	1.3.6.1.4.1.14823.2.2.1.6.7.2.1.1.11	MonStationInfoEntry 11
monStaInfoHTMode	1.3.6.1.4.1.14823.2.2.1.6.7.2.1.1.12	MonStationInfoEntry 12

wlsxMonStationInfoEntry

Syntax	MonStationInfoEntry
Max-Access	not-accessible
Status	current
Description	Station entry information.
Index	{ monPhyAddress, monRadioNumber, monitoredStaPhyAddress }

monStalInfoChannelNummonStalInfoBSSID

Syntax	Unsigned32
Max-Access	read-only
Status	current
Description	The channel the station is currently using.
History	Updated in ArubaOS 3.1—description.

Syntax	MacAddress
Max-Access	read-only
Status	current
Description	BSSID of the monitored station.
History	Updated in ArubaOS 3.1—description.

monStalInfoESSID

Syntax	DisplayString
Max-Access	read-only
Status	current
Description	ESSID of the monitored station.
History	Updated in ArubaOS 3.1—description.

monStalInfoPhyType

Syntax	ArubaPhyType
Max-Access	read-only
Status	current
Description	PHY type of the monitored station.
History	Updated in ArubaOS 3.1—description.

monStalInfoRSSI

Syntax	Integer32
Max-Access	read-only
Status	current
Description	SNR of the monitored station.
History	Updated in ArubaOS 3.1—description.

monStalInfoClassification

Syntax	ArubaStationType
Max-Access	read-only
Status	current
Description	Classification of the monitored station.

monStalInfoMonitorTime

Syntax	TimeTicks
Max-Access	read-only
Status	current
Description	This attribute indicates how long the station has been monitored.
History	Updated in ArubaOS 3.1—description.

monStalInfoInactivityTime

Syntax	TimeTicks
Max-Access	read-only
Status	current
Description	This attribute indicates how long the station has been inactive.
History	Updated in ArubaOS 3.1—description.

monStalInfoSnrSignalPkts

Syntax	Integer32
Max-Access	read-only
Status	current
Description	The number of signal packets observed by the monitoring station during this sample time.
History	Updated in ArubaOS 3.1—description.

monStalInfoSnrSampleTime

Syntax	Integer32
Max-Access	read-only
Status	current
Description	The sample time in which SNR data was collected.

monStalInfoStatus

Syntax	Integer up(1) down(2)
Max-Access	read-only
Status	current
Description	Indicates whether this station is considered up or down.

monStalInfoHTMode

Syntax	ArubaHTMode
Max-Access	read-only
Status	current
Description	Indicates the HT mode of the station, if any.
History	Added in ArubasOS 3.3.0.0.

wlsxMonEventCountTable

The objects of the wlsx Monitor Event Count table provide the event ID and the number of events of the event type.

Table 56 *wlsxMonEventCountTable OIDs*

Object	Object ID	
wlsxMonEventCountEntry	1.3.6.1.4.1.14823.2.2.1.6.6.2.6.1	wlsxMonEventCountTable 1
monEventID	1.3.6.1.4.1.14823.2.2.1.6.6.2.6.1.1	wlsxMonEventCountEntry 1
monEventCount	1.3.6.1.4.1.14823.2.2.1.6.6.2.6.1.2	wlsxMonEventCountEntry 2

wlsxMonEventCountEntry

Syntax	MonEventCountEntry
Max-Access	not-accessible
Status	current
Description	Event count entry.
Index	{ monEventID }
History	Added in ArubaOS 3.1.0.0.

monEventID

Syntax	Unsigned32
Max-Access	read-only
Status	current
Description	Event ID.
History	Added in ArubaOS 3.1.0.0.

monEventCount

Syntax	Unsigned32
Max-Access	read-only
Status	current
Description	Event count.
History	Added in ArubaOS 3.1.0.0.

wlsxMonStationHTRateStatsTable

This table contains all the monitored AP Packet and Byte Counts but represented in terms of HT rate categories.

Table 57 *wlsxMonStationHTRateStatsTable OIDs*

Object	Object ID	
wlsxMonStationHTRateStatsEntry	1.3.6.1.4.1.14823.2.2.1.6.6.1.6.2.7	wlsxMonStationHTRateStatsTable 1
monStaTxHTPkts	1.3.6.1.4.1.14823.2.2.1.6.6.1.6.2.7.1	wlsxMonStationHTRateStatsEntry 1
monStaTxHTBytes	1.3.6.1.4.1.14823.2.2.1.6.6.1.6.2.7.2	wlsxMonStationHTRateStatsEntry 2
monStaRxHTPkts	1.3.6.1.4.1.14823.2.2.1.6.6.1.6.2.7.3	wlsxMonStationHTRateStatsEntry 3
monStaRxHTBytes	1.3.6.1.4.1.14823.2.2.1.6.6.1.6.2.7.3	wlsxMonStationHTRateStatsEntry 4

wlsxMonStationHTRateStatsEntry

Syntax	WlsxMonStationHTRateStatsEntry
Max-Access	not-accessible
Status	current
Description	HT Data rate based packet and byte count entry for a monitored station
Index	{ monPhyAddress, monRadioNumber, monitoredStaPhyAddress, monHTRate }
History	Added in ArubaOS 3.3.0.0.

monStaTxHTPkts

Syntax	Counter32
Max-Access	read-only
Status	current
Description	The total number of packets transmitted at the indicated rate.
History	Added in ArubaOS 3.3.0.0.

monStaTxHTBytes

Syntax	Counter32
Max-Access	read-only
Status	current
Description	The total number of bytes transmitted at the indicated rate.
History	Added in ArubaOS 3.3.0.0.

monStaRxHTPkts

Syntax	Counter32
Max-Access	read-only
Status	current
Description	The total number of packets received at the indicated rate.
History	Added in ArubaOS 3.3.0.0.

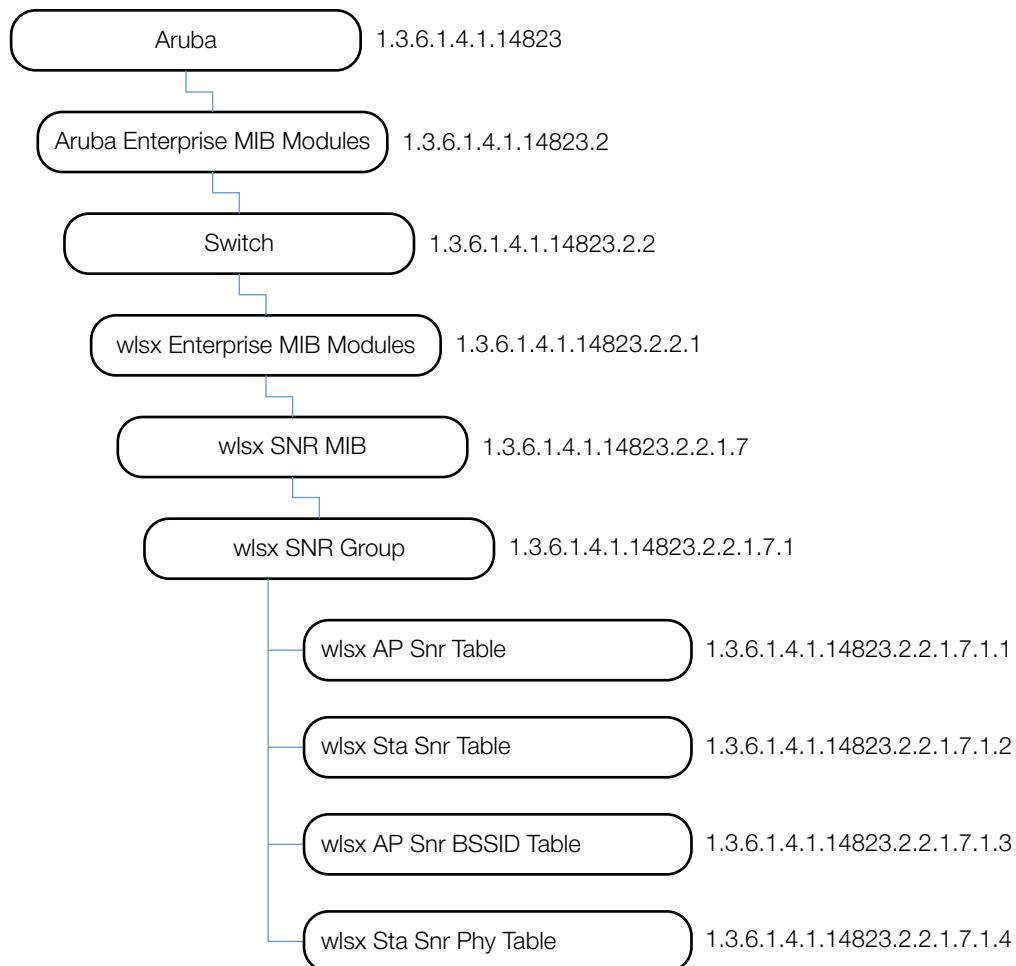
monStaRxHTBytes

Syntax	Counter32
Max-Access	read-only
Status	current
Description	The total number of bytes received at the indicated rate.
History	Added in ArubaOS 3.3.0.0.

The Signal Noise Ratio (SNR) module provides information about signal quality and packets. One value of SNR is the signal quality during a sample period. The signal quality affects the quality of the transmitted packets. The available SNR values include signal strength (total, maximum, minimum). Additional information is the number of packets that were transmitted during the sample time.

Figure 12 shows the architecture of the SNR MIB relative to 1.3.6.1.4.1.14823 (iso.org.dod.internet.private.enterprise.aruba). The SNR MIBs are listed in the file *aruba-snr.my*. For information about downloading Dell MIB files, see “[Downloading MIB Files](#)” on page 23.

Figure 12 SNR Hierarchy



The SNR MIB contains the following tables. The objects of each table are described in the following sections.

Table 58 *SNR Tables*

Table	Description
wlsxAPSnrTable	This table lists SNR information about monitored APs.
wlsxStaSnrTable	This table lists SNR information about monitored stations.
wlsxAPSnrBSSIDTable	This table lists SNR information about monitored access points.
wlsxStaSnrPhyTable	This table lists SNR information about monitored stations.

wlsxAPSnrTable

The objects of the wlsx AP SNR table provide signal information about the access points connected to this controller.

Table 59 *wlsxAPSnrTable OIDs*

Object	Object ID	
wlsxAPSnrEntry	1.3.6.1.4.1.14823.2.2.1.7.1.1.1	wlsxAPSnrTable 1
apSnrAverageSignalStrength	1.3.6.1.4.1.14823.2.2.1.7.1.1.1.1	wlsxAPSnrEntry 1
apSnrSignalPkts	1.3.6.1.4.1.14823.2.2.1.7.1.1.1.2	wlsxAPSnrEntry 2
apSnrHighestRxSignalStrength	1.3.6.1.4.1.14823.2.2.1.7.1.1.1.3	wlsxAPSnrEntry 3
apSnrLowestRxSignalStrength	1.3.6.1.4.1.14823.2.2.1.7.1.1.1.4	wlsxAPSnrEntry 4
apSnrSampleTime	1.3.6.1.4.1.14823.2.2.1.7.1.1.1.5	wlsxAPSnrEntry 5

wlsxAPSnrEntry

Syntax	wlsxAPSnrEntry
Max-Access	not-accessible
Status	current
Description	Station management entry.
Index	{monPhyAddress, monRadioNumber, monitoredApBSSID}

apSnrAverageSignalStrength

Syntax	Integer32
Max-Access	read-only
Status	current
Description	The total signal strength observed by the monitoring station during this sample time.

apSnrSignalPkts

Syntax	Integer32
Max-Access	read-only
Status	current
Description	The number of signal packets observed by the monitoring station during this sample time.

apSnrHighestRxSignalStrength

Syntax	Integer32
Max-Access	read-only
Status	current
Description	The highest signal strength observed by the monitoring station during this sample time.

apSnrLowestRxSignalStrength

Syntax	Integer32
Max-Access	read-only
Status	current
Description	The lowest signal strength observed by the monitoring station during this sample time.

apSnrSampleTime

Syntax	Integer32
Max-Access	read-only
Status	current
Description	The sample time in which this data is collected.

wlsxStaSnrTable

The objects of the station SNR table provide signal information about the access points connected to this controller.

Table 60 *wlsxStaSnrTable OIDs*

Object	Object ID	
wlsxAPSnrEntry	1.3.6.1.4.1.14823.2.2.1.7.1.2.1	wlsxStaSnrTable 1
apSnrAverageSignalStrength	1.3.6.1.4.1.14823.2.2.1.7.1.2.1.1	wlsxStaSnrEntry 1
apSnrSignalPkts	1.3.6.1.4.1.14823.2.2.1.7.1.2.1.2	wlsxStaSnrEntry 2
apSnrHighestRxSignalStrength	1.3.6.1.4.1.14823.2.2.1.7.1.2.1.3	wlsxStaSnrEntry 3
apSnrLowestRxSignalStrength	1.3.6.1.4.1.14823.2.2.1.7.1.2.1.4	wlsxStaSnrEntry 4
apSnrSampleTime	1.3.6.1.4.1.14823.2.2.1.7.1.2.1.5	wlsxStaSnrEntry 5

wlsxStaSnrEntry

Syntax	wlsxStaSnrEntry
Max-Access	not-accessible
Status	current
Description	Station management entry.
Index	{monPhyAddress, monRadioNumber, monitoredStaPhyAddress}

staSnrAverageSignalStrength

Syntax	Integer32
Max-Access	read-only
Status	current
Description	The total signal strength observed by the monitoring station during this sample time.

staSnrSignalPkts

Syntax	Integer32
---------------	-----------

Max-Access	read-only
Status	current
Description	The number of signal packets observed by the monitoring station during this sample time.

staSnrHighestRxSignalStrength

Syntax	Integer32
Max-Access	read-only
Status	current
Description	The highest signal strength observed by the monitoring station during this sample time.

staSnrLowestRxSignalStrength

Syntax	Integer32
Max-Access	read-only
Status	current
Description	The lowest signal strength observed by the monitoring station during this sample time.

staSnrSampleTime

Syntax	Integer32
Max-Access	read-only
Status	current
Description	The sample time in which this data is collected.

wlsxAPSnrBSSIDTable

The objects of the wlsx Access Point SNR BSSID table provide signal information about the monitored access points.

Table 61 *wlsxAPSnrBSSIDTable*

Object	Object ID	
wlsxAPSnrBSSIDEntry	1.3.6.1.4.1.14823.2.2.1.7.1.3.1	wlsxAPSnrBSSIDTable 1
apSnrBSSIDAverageSignalStrength	1.3.6.1.4.1.14823.2.2.1.7.1.3.1.1	wlsxAPSnrBSSIDEntry 1
apSnrBSSIDSignalPkts	1.3.6.1.4.1.14823.2.2.1.7.1.3.1.2	wlsxAPSnrBSSIDEntry 2
apSnrBSSIDHighestRxSignalStrength	1.3.6.1.4.1.14823.2.2.1.7.1.3.1.3	wlsxAPSnrBSSIDEntry 3
apSnrBSSIDLowestRxSignalStrength	1.3.6.1.4.1.14823.2.2.1.7.1.3.1.4	wlsxAPSnrBSSIDEntry 4
apSnrBSSIDSampleTime	1.3.6.1.4.1.14823.2.2.1.7.1.3.1.5	wlsxAPSnrBSSIDEntry 5

wlsxAPSnrBSSIDEntry

Syntax	wlsxAPSnrBSSIDEntry
Max-Access	not-accessible
Status	current
Description	Station management entry.
Index	{monitoredApBSSID, monPhyAddress, monRadioNumber}

apSnrBSSIDAverageSignalStrength

Syntax	Integer32
Max-Access	read-only
Status	current
Description	The total signal strength observed by the monitoring station during this sample time.

apSnrBSSIDSignalPkts

Syntax	Integer32
Max-Access	read-only
Status	current
Description	The number of signal packets observed by the monitoring station during this sample time.

apSnrBSSIDHighestRxSignalStrength

Syntax	Integer32
Max-Access	read-only
Status	current
Description	The highest signal strength observed by the monitoring station during this sample time.

apSnrBSSIDLowestRxSignalStrength

Syntax	Integer32
Max-Access	read-only
Status	current
Description	The lowest signal strength observed by the monitoring station during this sample time.

apSnrBSSIDSampleTime

Syntax	Integer32
Max-Access	read-only
Status	current
Description	The sample time in which this data is collected.

wlsxStaSnrPhyTable

The objects of the wlsx Station SNR PHY table provide information of the monitored stations.

Table 62 *wlsxStaSnrPhyTable OIDs*

Object	Object ID	
wlsxStaSnrPhyEntry	1.3.6.1.4.1.14823.2.2.1.7.1.4.1	wlsxStaSnrPhyTable 1
staSnrPhyAverageSignalStrength	1.3.6.1.4.1.14823.2.2.1.7.1.4.1.1	wlsxStaSnrPhyEntry 1
staSnrPhySignalPkts	1.3.6.1.4.1.14823.2.2.1.7.1.4.1.2	wlsxStaSnrPhyEntry 2
staSnrPhyHighestRxSignalStrength	1.3.6.1.4.1.14823.2.2.1.7.1.4.1.3	wlsxStaSnrPhyEntry 3
staSnrPhyLowestRxSignalStrength	1.3.6.1.4.1.14823.2.2.1.7.1.4.1.4	wlsxStaSnrPhyEntry 4
staSnrPhySampleTime	1.3.6.1.4.1.14823.2.2.1.7.1.4.1.5	wlsxStaSnrPhyEntry 5

wlsxStaSnrPhyEntry

Syntax	wlsxStaSnrPhyEntry
Max-Access	not-accessible
Status	current
Description	Station management entry.
Index	{monitoredStaPhyAddress, monPhyAddress, monRadioNumber}

staSnrPhyAverageSignalStrength

Syntax	Integer32
Max-Access	read-only
Status	current
Description	The total signal strength observed by the monitoring station during this sample time.

staSnrPhySignalPkts

Syntax	Integer32
Max-Access	read-only
Status	current
Description	The number of signal packets observed by the monitoring station during this sample time.

staSnrPhyHighestRxSignalStrength

Syntax	Integer32
Max-Access	read-only
Status	current
Description	The highest signal strength observed by the monitoring station during this sample time.

staSnrPhyLowestRxSignalStrength

Syntax	Integer32
Max-Access	read-only
Status	current
Description	The lowest signal strength observed by the monitoring station during this sample time.

staSnrPhySampleTime

Syntax	Integer32
Max-Access	read-only
Status	current
Description	The sample time in which this data is collected.

The Switch module provides statistical information about Dell controllers, including storage and memory utilization, and the wireless stations associated with the access points.

Figure 13 shows the architecture of the Switch MIB relative to 1.3.6.1.4.1.14823 (iso.org.dod.internet.private.enterprise.aruba). The Switch MIBs are listed in the file aruba-switch.my. For information about downloading Dell MIB files, see “Downloading MIB Files” on page 23.

Figure 13 Switch Hierarchy



The Switch MIB contains the following groups and tables. The objects of each table are described in the following sections.

Table 63 System X Group MIB Objects

Tables	
wlsxSystemXGroup	This group lists information that describes a switch, such as the IP of the switch, and the licenses that are applied to that switch
wlsxSwitchListTable	This table lists the switches in the domain.

Table 63 System X Group MIB Objects (Continued)

Tables	
wlsxSwitchLicenseTable	This table lists all valid licenses installed on the switch.
wlsxSysXProcessorTable	This table lists all the processors and the corresponding load.
wlsxSysXStorageTable	This table lists the storage devices in the switch and their utilization numbers.
wlsxSysXMemoryTable	This table lists the memory utilization of the switch.
wlsxSwitchUserTable	This table lists all the users (both wired and wireless) connected to the switch. Users are identified by their IP address.
wlsxSwitchUser6Table	This table lists all the users (both wired and wireless) connected to the switch. Users are identified by their IP address. The objects support IPv6.
wlsxSwitchStationMgmtTable	This table lists the wireless stations associated with the access points connected to this switch.
wlsxSwitchStationStatsTable	This table lists the statistics of the wireless stations associated with the access points connected to this switch. The stats are indexed by the Station MAC and the AP BSSID.
wlsxAccessPointInfoGroup	This group lists all the access points and stations that are associated with a switch.
wlsxSwitchAccessPointTable	This table lists the access points connected to this switch.
wlsxSwitchGlobalAPTable	This table lists the access points connected in the switch domain. This table is only valid on a master switch. On a local switch, the table is empty.
wlsxSwitchAccessPointStatsTable	This table lists the statistics of all the access points connected to this switch.
wlsxSwitchTraps Group	This table lists the traps related to the switch platform.
Switch Traps–Notifications	This table lists the switch traps.
Platform Traps	This table lists the platform traps.

wlsxSystemXGroup

The objects of the wlsx System X Group provided information that describes a switch, such as the IP of the switch, and the licenses that are applied to that switch.

Table 64 wlsxSystemXGroup OIDs

Object	Object ID	
wlsxHostname	1.3.6.1.4.1.14823.2.2.1.1.1.1	wlsxSystemXGroup 1
wlsxModelName	1.3.6.1.4.1.14823.2.2.1.1.1.2	wlsxSystemXGroup 2
wlsxSwitchIp	1.3.6.1.4.1.14823.2.2.1.1.1.3	wlsxSystemXGroup 3
wlsxSwitchRole	1.3.6.1.4.1.14823.2.2.1.1.1.4	wlsxSystemXGroup 4
wlsxSwitchMasterIp	1.3.6.1.4.1.14823.2.2.1.1.1.5	wlsxSystemXGroup 5

wlsxHostname

Syntax	DisplayString (Size(1..32))
Max-Access	read-only
Status	current
Description	Name of the switch.

wlsxModelName

Syntax	DisplayString (Size(1..32))
Max-Access	read-only
Status	current
Description	Model name of the switch.

wlsxSwitchIp

Syntax	IpAddress
Max-Access	read-only
Status	current
Description	Switch IP as configured by the user. This IP address uniquely identifies the switch.

wlsxSwitchRole

Syntax	Integer master(1) local(2) standbymaster(3)
Max-Access	read-only
Status	current
Description	Role of this switch in the switch domain.

wlsxSwitchMasterIp

Syntax	IpAddress
Max-Access	read-only
Status	current
Description	Master IP of the switch

wlsxSwitchListTable

The objects of the wlsx Switch List table list the switches in the domain.



Note: This table is only populated on the master switch—information can only be queried from the master switch. If a local switch is queried, an empty table will be returned.

Table 65 *wlsxSwitchListTable OIDs*

Object	Object ID	
wlsxSwitchListEntry	1.3.6.1.4.1.14823.2.2.1.1.1.6.1	wlsxSwitchListTable 1
switchListSwitchIPAddress	1.3.6.1.4.1.14823.2.2.1.1.1.6.1.1	wlsxSwitchListEntry 1
switchListSwitchRole	1.3.6.1.4.1.14823.2.2.1.1.1.6.1.2	wlsxSwitchListEntry 2
wlsxSwitchLicenseCount	1.3.6.1.4.1.14823.2.2.1.1.1.6.1.2.3	wlsxSwitchListEntry 3

wlsxSwitchListEntry

Syntax	MxSwitchListEntry
Max-Access	not-accessible
Status	current
Description	Switch List Entry.
Index	{ switchListSwitchIPAddress }

switchListSwitchIPAddress

Syntax	IpAddress
Max-Access	not-accessible
Status	current
Description	P Address of the switch.

switchListSwitchRole

Syntax	Integer master(1) local(2) standbymaster(3)
Max-Access	read-only
Status	current
Description	Role of the switch.

wlsxSwitchLicenseCount

Syntax	Integer32
Max-Access	read-only
Status	current
Description	The number of licenses installed on the switch.

wlsxSwitchLicenseTable

The objects of the wlsx Switch License table list all valid licenses installed on the switch.

Table 66 *wlsxSwitchLicenseTable OIDs*

Object	Object ID	
wlsxLicenseEntry	1.3.6.1.4.1.14823.2.2.1.1.1.8.1	wlsxSwitchLicenseTable 1

Table 66 *wlsxSwitchLicenseTable OIDs (Continued)*

Object	Object ID	
licenseIndex	1.3.6.1.4.1.14823.2.2.1.1.1.8.1.1	wlsxLicenseEntry 1
licenseKey	1.3.6.1.4.1.14823.2.2.1.1.1.8.1.2	wlsxLicenseEntry 2
licenseInstalled	1.3.6.1.4.1.14823.2.2.1.1.1.8.1.3	wlsxLicenseEntry 3
licenseExpires	1.3.6.1.4.1.14823.2.2.1.1.1.8.1.4	wlsxLicenseEntry 4
licenseFlags	1.3.6.1.4.1.14823.2.2.1.1.1.8.1.5	wlsxLicenseEntry 5
licenseService	1.3.6.1.4.1.14823.2.2.1.1.1.8.1.6	wlsxLicenseEntry 6

wlsxLicenseEntry

Syntax	LicenseEntry
Max-Access	not-accessible
Status	current
Description	License Entry.
Index	{ licenseIndex }

licenseIndex

Syntax	Integer32
Max-Access	not-accessible
Status	current
Description	License ID number.

licenseKey

Syntax	DisplayString
Max-Access	read-only
Status	current
Description	License Key.

licenseInstalled

Syntax	DisplayString
Max-Access	read-only
Status	current
Description	License installation time.

licenseExpires

Syntax	DisplayString
Max-Access	read-only
Status	current
Description	License expiry time.

licenseFlags

Syntax	DisplayString
Max-Access	read-only
Status	current
Description	License flags E – enabled A – auto-generated R – reboot required to activate

licenseService

Syntax	DisplayString
Max-Access	read-only
Status	current
Description	The service enabled by this license.

wlsxSysXProcessorTable

The objects of the wlsx Sys XProcessor table list all the processors and the corresponding load.

Table 67 *wlsxSysXProcessorTable OIDs*

Object	Object ID	
wlsxSysXProcessorEntry	1.3.6.1.4.1.14823.2.2.1.1.1.9.1	wlsxSysXProcessorTable 1
sysXProcessorID	1.3.6.1.4.1.14823.2.2.1.1.1.9.1.1	wlsxSysXProcessorEntry 1
sysXProcessorDescr	1.3.6.1.4.1.14823.2.2.1.1.1.9.1.2	wlsxSysXProcessorEntry 2
sysXProcessorLoad	1.3.6.1.4.1.14823.2.2.1.1.1.9.1.3	wlsxSysXProcessorEntry 3

wlsxSysXProcessorEntry

Syntax	wlsxSysXProcessorEntry
Max-Access	not-accessible
Status	current
Description	An entry for one processor contained by the switch.
History	Added in ArubaOS 2.3.

sysXProcessorID

Syntax	Integer32
Max-Access	not-accessible
Status	current
Description	Processor Index.
History	Added in ArubaOS 2.3.

sysXProcessorDescr

Syntax	DisplayString(Size(0..64))
Max-Access	read-only
Status	current
Description	Description of the processor.
History	Added in ArubaOS 2.3.

sysXProcessorLoad

Syntax	Integer32 (0..100)
Max-Access	read-only
Status	current
Description	The average, over the last minute, of the percentage of time that this processor was not idle.
History	Added in ArubaOS 2.3.

wlsxSysXStorageTable

The objects of the wlsx Sys XStorage table list the storage devices in the switch.

Table 68 *wlsxSysXStorageTable OIDs*

Object	Object ID	
wlsxSysXStorageEntry	1.3.6.1.4.1.14823.2.2.1.1.1.10.1	wlsxSysXStorageTable 1
sysXStorageIndex	1.3.6.1.4.1.14823.2.2.1.1.1.10.1.1	wlsxSysXStorageEntry 1
sysXStorageType	1.3.6.1.4.1.14823.2.2.1.1.1.10.1.2	wlsxSysXStorageEntry 2
sysXStorageSize	1.3.6.1.4.1.14823.2.2.1.1.1.10.1.3	wlsxSysXStorageEntry 3
sysXStorageUsed	1.3.6.1.4.1.14823.2.2.1.1.1.10.1.4	wlsxSysXStorageEntry 4
sysXStorageName	1.3.6.1.4.1.14823.2.2.1.1.1.10.1.5	wlsxSysXStorageEntry 5

wlsxSysXStorageEntry

Syntax	wlsxSysXStorageEntry
Max-Access	not-accessible
Status	current
Description	An entry for one long-term storage device contained by the switch.
History	Added in ArubaOS 2.3.

sysXStorageIndex

Syntax	Integer32
Max-Access	not-accessible
Status	current
Description	The storage index.
History	Added in ArubaOS 2.3.

sysXStorageType

Syntax	Integer ram(1) flashMemory(2)
Max-Access	read-only
Status	current
Description	The storage type is indicated by <i>Syntax</i> .
History	Added in ArubaOS 2.3.

sysXStorageSize

Syntax	Integer32
Max-Access	read-only
Status	current
Description	The size of the storage file system in MB.
History	Added in ArubaOS 2.3.

sysXStorageUsed

Syntax	Integer32
---------------	-----------

Max-Access	read-only
Status	current
Description	The size of the storage file system in MB.
History	Added in ArubaOS 2.3.

sysXStorageName

Syntax	DisplayString(Size(0..64))
Max-Access	read-only
Status	current
Description	The name of the storage file system.
History	Added in ArubaOS 2.3.

wlsxSysXMemoryTable

The objects of the wlsx Sys XMemory table describes the memory utilization of the switch.

Table 69 *wlsxSysXMemoryTable OIDs*

Object	Object ID	
wlsxSysXMemoryEntry	1.3.6.1.4.1.14823.2.2.1.1.1.11.1	wlsxSysXMemoryTable 1
ysysXMemoryIndex	1.3.6.1.4.1.14823.2.2.1.1.1.11.1.1	wlsxSysXMemoryEntry 1
sysXMemorySize	1.3.6.1.4.1.14823.2.2.1.1.1.11.1.2	wlsxSysXMemoryEntry 2
sysXMemoryUsed	1.3.6.1.4.1.14823.2.2.1.1.1.11.1.3	wlsxSysXMemoryEntry 3
sysXMemoryFree	1.3.6.1.4.1.14823.2.2.1.1.1.11.1.4	wlsxSysXMemoryEntry 4
wlsxSwitchLicenseSerialNumber	1.3.6.1.4.1.14823.2.2.1.1.1.12	wlsxSystemXGroup 12

wlsxSysXMemoryEntry

Syntax	WlsxSysXMemoryEntry
Max-Access	not-accessible
Status	current
Description	An entry for one memory region on the switch. Currently, only the CP region is monitored.
History	Added in ArubaOS 2.3.

ysysXMemoryIndex

Syntax	Integer32
Max-Access	not-accessible
Status	current
Description	Memory index.
History	Added in ArubaOS 2.3.

sysXMemorySize

Syntax	Integer32
Max-Access	read-only
Status	current
Description	Total memory in KB.
History	Added in ArubaOS 2.3.

sysXMemoryUsed

Syntax	Integer32
Max-Access	read-only
Status	current
Description	Used memory in KB.
History	Added in ArubaOS 2.3.

sysXMemoryFree

Syntax	Integer32
Max-Access	read-only

Status	current
Description	Free memory in KB.
History	Added in ArubaOS 2.3.

wlsxSwitchLicenseSerialNumber

Syntax	DisplayString
Max-Access	read-only
Status	current
Description	The license serial number of the switch.

wlsxSwitchUserTable

The objects of the wlsx Switch User table list all the users (wired and wireless) that are connected to the switch. Users are identified by their IP addresses.

Table 70 *wlsxSwitchUserTable OIDs*

Object	Object ID	
wlsxSwitchUserEntry	1.3.6.1.4.1.14823.2.2.1.1.2.1.1	MxSwitchMxSwitchUserTable 1
userIpAddress	1.3.6.1.4.1.14823.2.2.1.1.2.1.1.1	MxSwitchUserEntry 1
userPhyAddress	1.3.6.1.4.1.14823.2.2.1.1.2.1.1.2	MxSwitchUserEntry 2
userName	1.3.6.1.4.1.14823.2.2.1.1.2.1.1.3	MxSwitchUserEntry 3
userRole	1.3.6.1.4.1.14823.2.2.1.1.2.1.1.4	MxSwitchUserEntry 4
userUpTime	1.3.6.1.4.1.14823.2.2.1.1.2.1.1.5	MxSwitchUserEntry 5
userAuthenticationMethod	1.3.6.1.4.1.14823.2.2.1.1.2.1.1.6	MxSwitchUserEntry 6
userLocation	1.3.6.1.4.1.14823.2.2.1.1.2.1.1.7	MxSwitchUserEntry 7
userServerName	1.3.6.1.4.1.14823.2.2.1.1.2.1.1.8	MxSwitchUserEntry 8
userConnectedVLAN	1.3.6.1.4.1.14823.2.2.1.1.2.1.1.9	MxSwitchUserEntry 9
userConnectedSlot	1.3.6.1.4.1.14823.2.2.1.1.2.1.1.10	MxSwitchUserEntry 10
userConnectedPort	1.3.6.1.4.1.14823.2.2.1.1.2.1.1.11	MxSwitchUserEntry 11
userBWContractName	1.3.6.1.4.1.14823.2.2.1.1.2.1.1.12	MxSwitchUserEntry 12
userBWContractUsage	1.3.6.1.4.1.14823.2.2.1.1.2.1.1.13	MxSwitchUserEntry 13

wlsxSwitchUserEntry

Syntax	MxSwitchUserEntry
Max-Access	not-accessible
Status	current
Description	User entry.
Index	{ userIpAddress }

userIpAddress

Syntax	IpAddress
Max-Access	not-accessible
Status	current
Description	IP address from which the user connected to the switch.

userPhyAddress

Syntax	MacAddress
Max-Access	read-only
Status	current
Description	Physical address of the station from which the user connected to the switch.

userName

Syntax	DisplayString(Size(0..32))
Max-Access	read-only
Status	current
Description	Name of the user.

userRole

Syntax	DisplayString(Size(0..64))
Max-Access	read-only
Status	current
Description	The role configured for this user.

userUpTime

Syntax	TimeTicks
Max-Access	read-only
Status	current
Description	Time since the user was connected to the switch.

userAuthenticationMethod

Syntax	Integer none(1) other(2) web(3) dot1x(4) vpn(5) mac(6)
Max-Access	read-only
Status	current
Description	Authentication mechanism used by the user to connect to the switch.

userLocation

Syntax	DisplayString(Size(0..32))
Max-Access	read-only
Status	current
Description	Location of the access point (in Building.Floor... format), which the user used to connect to the switch.

userServerName

Syntax	DisplayString(Size(0..32))
Max-Access	read-only
Status	current
Description	Name of the back-end authentication server, used to authenticate the user.

userConnectedVLAN

Syntax	Integer32
Max-Access	read-only
Status	current

Description

VLAN on which the user is connected to the switch.

userConnectedSlot

Syntax	Integer32
Max-Access	read-only
Status	current
Description	Slot on switch where the user connection terminates.

userConnectedPort

Syntax	Integer32
Max-Access	read-only
Status	current
Description	Port on switch where the user connection terminates.

userBWContractName

Syntax	DisplayString(Size(0..32))
Max-Access	read-only
Status	current
Description	Name of the bandwidth contract applied to this user.

userBWContractUsage

Syntax	Integer user(1) shared(2)
Max-Access	read-only
Status	current
Description	Indicates how the bandwidth contract is used.

wlsxSwitchUser6Table

This Table lists all the users (both wired and wireless) currently connected to the switch. Users are identified by their IP address.

Table 71 *wlsxSwitchUser6Table OIDs*

Object	Object ID
wlsxSwitchUser6Entry	wlsxSwitchUser6Table 1
user6IpAddress	wlsxSwitchUser6Entry 1

Table 71 *wlsxSwitchUser6Table OIDs (Continued)*

Object	Object ID	
user6PhyAddress		wlsxSwitchUser6Entry 2
user6Name		wlsxSwitchUser6Entry 3
user6Role		wlsxSwitchUser6Entry 4
user6UpTime		wlsxSwitchUser6Entry 5
user6AuthenticationMethod		wlsxSwitchUser6Entry 6
user6Location		wlsxSwitchUser6Entry 7
user6ServerName		wlsxSwitchUser6Entry 8
user6ConnectedVlan		wlsxSwitchUser6Entry 9
user6ConnectedSlot		wlsxSwitchUser6Entry 10
user6ConnectedPort		wlsxSwitchUser6Entry 11
user6BWContractName		wlsxSwitchUser6Entry 12
user6BWContractUsage		wlsxSwitchUser6Entry 13

wlsxSwitchUser6Entry

Syntax	wlsxSwitchUser6Entry
Max-Access	not-accessible
Status	current
Description	User Entr
Index	{ user6IpAddress }
History	Added in ArubaOS 3.3.0.0.

user6IpAddress

Syntax	DisplayString(SIZE(0..32))
Max-Access	not-accessible
Status	current
Description	IPv6 Address from which the user connected to the switch.
History	Added in ArubaOS 3.3.0.0.

user6PhyAddress

Syntax	MacAddress
Max-Access	read-only
Status	current
Description	Physical Address of the station from which the user connected to the switch.
History	Added in ArubaOS 3.3.0.0.

user6Name

Syntax	DisplayString(SIZE(0..32))
Max-Access	read-only
Status	current
Description	Name of the user.
History	Added in ArubaOS 3.3.0.0.

user6Role

Syntax	DisplayString(SIZE(0..64))
---------------	----------------------------

Max-Access	read-only
Status	current
Description	The Role configured for this user.
History	Added in ArubaOS 3.3.0.0.

user6UpTime

Syntax	TimeTicks
Max-Access	read-only
Status	current
Description	Time since the user is connected to the switch.
History	Added in ArubaOS 3.3.0.0.

user6AuthenticationMethod

Syntax	Integer none(1) other(2) web(3) dot1x(4) vpn(5) mac(6)
Max-Access	read-only
Status	current
Description	Authentication mechanism used by the user to connect to the switch.
History	Added in ArubaOS 3.3.0.0.

user6Location

Syntax	DisplayString(SIZE(0..32))
Max-Access	read-only
Status	current
Description	Location of the access point (in Building.Floor.... format), which the user used to connect to the switch.
History	Added in ArubaOS 3.3.0.0.

user6ServerName

Syntax	DisplayString(SIZE(0..32))
Max-Access	read-only
Status	current
Description	Name of the Back-end authentication server, used to authenticate the user.
History	Added in ArubaOS 3.3.0.0.

user6ConnectedVlan

Syntax	Integer32
Max-Access	read-only
Status	current
Description	Vlan on which the user is connected to the switch.
History	Added in ArubaOS 3.3.0.0.

user6ConnectedSlot

Syntax	Integer32
Max-Access	read-only
Status	current
Description	Slot on switch, where the user connection terminates.
History	Added in ArubaOS 3.3.0.0.

user6ConnectedPort

Syntax	Integer32
Max-Access	read-only
Status	current
Description	Port on switch, where the user connection terminates.
History	Added in ArubaOS 3.3.0.0.

user6BWContractName

Syntax	DisplayString(SIZE(0..32))
Max-Access	read-only
Status	current
Description	Name of the Bandwidth Contract applied to this user.
History	Added in ArubaOS 3.3.0.0.

user6BWContractUsage

Syntax	Integer user(1) shared(2)
---------------	---------------------------------

Max-Access	read-only
Status	current
Description	Indicates how the Bandwidth Contract is used.
History	Added in ArubaOS 3.3.0.0.

wlsxSwitchStationMgmtTable

The objects of the wlsx Switch Station Management table provide information about the wireless stations associated with the access points connected to this switch.

Table 72 *wlsxSwitchStationMgmtTable OIDs*

Object	Object ID	
wlsxSwitchStationMgmtEntry	1.3.6.1.4.1.14823.2.2.1.1.2.2.1	wlsxSwitchStationMgmtTable 1
staPhyAddress	1.3.6.1.4.1.14823.2.2.1.1.2.2.1.1	wlsxSwitchStationMgmtEntry 1
staAccessPointBSSID	1.3.6.1.4.1.14823.2.2.1.1.2.2.1.2	wlsxSwitchStationMgmtEntry 2
staUserName	1.3.6.1.4.1.14823.2.2.1.1.2.2.1.3	wlsxSwitchStationMgmtEntry 3
staUserRole	1.3.6.1.4.1.14823.2.2.1.1.2.2.1.4	wlsxSwitchStationMgmtEntry 4
staAssociationID	1.3.6.1.4.1.14823.2.2.1.1.2.2.1.5	wlsxSwitchStationMgmtEntry 5
staAccessPointESSID	1.3.6.1.4.1.14823.2.2.1.1.2.2.1.6	wlsxSwitchStationMgmtEntry 6
staSignalToNoiseRatio	1.3.6.1.4.1.14823.2.2.1.1.2.2.1.7	wlsxSwitchStationMgmtEntry 7
staTransmitRate	1.3.6.1.4.1.14823.2.2.1.1.2.2.1.8	wlsxSwitchStationMgmtEntry 8
staReceiveRate	1.3.6.1.4.1.14823.2.2.1.1.2.2.1.9	wlsxSwitchStationMgmtEntry 9

wlsxSwitchStationMgmtEntry

Syntax	MxSwitchStationMgmtEntry
Max-Access	not-accessible
Status	current
Description	Station management entry.
Index	{ staPhyAddress, staAccessPointBSSID }

staPhyAddress

Syntax	MacAddress
Max-Access	not-accessible
Status	current
Description	The physical address of the station.

staAccessPointBSSID

Syntax	MacAddress
Max-Access	not-accessible
Status	current
Description	BSSID of the access point through which the station is connected to the switch.

staUserName

Syntax	DisplayString(Size(0..32))
Max-Access	read-only
Status	current
Description	Name of the user connecting from this station.

staUserRole

Syntax	DisplayString(Size(0..32))
Max-Access	read-only
Status	current
Description	User role.

staAssociationID

Syntax	Unsigned32
Max-Access	read-only
Status	current
Description	Association ID with which the station is associated with this system.

staAccessPointESSID

Syntax	DisplayString(Size(0..64))
Max-Access	read-only
Status	current
Description	ESSID of the access point.

staSignalToNoiseRatio

Syntax	Integer32
Max-Access	read-only
Status	current
Description	SNR for the BSSID.

staTransmitRate

Syntax	Integer rate1Mbps(1) rate2Mbps(2) rate5point5Mbps(3) rate6Mbps(4) rate9Mbps(5) rate11Mbps(6) rate12Mbps(7) rate18Mbps(8) rate24Mbps(9) rate36Mbps(10) rate48Mbps(11) rate54Mbps(12)
Max-Access	read-only
Status	current
Description	The transmit rate of the channel.

staReceiveRate

Syntax	Integer rate1Mbps(1) rate2Mbps(2) rate5point5Mbps(3) rate6Mbps(4) rate9Mbps(5) rate11Mbps(6) rate12Mbps(7) rate18Mbps(8) rate24Mbps(9) rate36Mbps(10) rate48Mbps(11) rate54Mbps(12)
Max-Access	read-only
Status	current
Description	The receive rate of the channel.

wlsxSwitchStationStatsTable

The objects of the wlsx Switch Station Stats table provide information about the statistics of the wireless stations associated with the access points connected to this switch. The statistics are indexed by the Station MAC and the AP BSSID.

Table 73 *wlsxSwitchStationStatsTable OIDs*

Object	Object ID	
wlsxSwitchStationStatsEntry	1.3.6.1.4.1.14823.2.2.1.1.2.3.1	wlsxSwitchStationStatsTable 1
staTxPackets	1.3.6.1.4.1.14823.2.2.1.1.2.3.1.1	wlsxSwitchStationStatsEntry 1
staTxBytes	1.3.6.1.4.1.14823.2.2.1.1.2.3.1.2	wlsxSwitchStationStatsEntry 2
staRxPackets	1.3.6.1.4.1.14823.2.2.1.1.2.3.1.3	wlsxSwitchStationStatsEntry 3
staRxBytes	1.3.6.1.4.1.14823.2.2.1.1.2.3.1.4	wlsxSwitchStationStatsEntry 4
staBwRate	1.3.6.1.4.1.14823.2.2.1.1.2.3.1.5	wlsxSwitchStationStatsEntry 5
staFrameRetryRate	1.3.6.1.4.1.14823.2.2.1.1.2.3.1.6	wlsxSwitchStationStatsEntry 6
staFrameLowSpeedRate	1.3.6.1.4.1.14823.2.2.1.1.2.3.1.7	wlsxSwitchStationStatsEntry 7
staFrameNonUnicastRate	1.3.6.1.4.1.14823.2.2.1.1.2.3.1.8	wlsxSwitchStationStatsEntry 8
staFrameFragmentationRate	1.3.6.1.4.1.14823.2.2.1.1.2.3.1.9	wlsxSwitchStationStatsEntry 9
staFrameReceiveErrorRate	1.3.6.1.4.1.14823.2.2.1.1.2.3.1.10	wlsxSwitchStationStatsEntry 10

wlswSwitchStationStatsEntry

Syntax	MxSwitchStationStatsEntry
Max-Access	not-accessible
Status	current
Description	Station statistics entry.
Index	{ staPhyAddress, staAccessPointBSSID }

staTxPackets

Syntax	Counter32
Max-Access	read-only
Status	current
Description	Total packets transmitted by the station.

staTxBytes

Syntax	Counter32
Max-Access	read-only
Status	current
Description	Total bytes transmitted by the station.

staRxPackets

Syntax	Counter32
Max-Access	read-only
Status	current
Description	Total packets received by the station.

staRxBytes

Syntax	Counter32
Max-Access	read-only
Status	current
Description	Total bytes received by the station.

staBwRate

Syntax	Integer32
Max-Access	read-only
Status	current
Description	Bandwidth rate in Kbps of the station.

staFrameRetryRate

Syntax	Integer32
Max-Access	read-only
Status	current
Description	Station frame retry rate.

staFrameLowSpeedRate

Syntax	Integer32
Max-Access	read-only
Status	current
Description	Station frame low speed rate.

staFrameNonUnicastRate

Syntax	Integer32
Max-Access	read-only
Status	current
Description	Station frame non-unicast packet rate.

staFrameFragmentationRate

Syntax	Integer32
Max-Access	read-only
Status	current
Description	Station frame fragmentation rate.

staFrameReceiveErrorRate

Syntax	Integer32
---------------	-----------

Max-Access	read-only
Status	current
Description	Station frame receive error rate.

wlsxAccessPointInfoGroup

The wlsx Access Point Info group contains tables that provide access point information.

Table 74 *wlsxAccessPointInfoGroup OIDs*

Object	Object ID	
wlsxSwitchTotalNumAccessPoints	1.3.6.1.4.1.14823.2.2.1.1.3.1.	wlsxAccessPointInfoGroup 2
wlsxSwitchTotalNumStationsAssociated	1.3.6.1.4.1.14823.2.2.1.1.3.2	wlsxAccessPointInfoGroup 2

wlsxSwitchTotalNumAccessPoints

Syntax	Unsigned32
Max-Access	read-only
Status	current
Description	Total number of access points connected to this switch.

wlsxSwitchTotalNumStationsAssociated

Syntax	Unsigned32
Max-Access	read-only
Status	current
Description	Total number of stations associated to this switch.

wlsxSwitchAccessPointTable

The objects of the wlsx Switch Access Point table list the access points connected to this switch.

Table 75 *wlsxSwitchAccessPointTable OIDs*

Object	Object ID	
wlsxSwitchAccessPointEntry	1.3.6.1.4.1.14823.2.2.1.1.3.3.1	wlsxSwitchAccessPointTable 1
apBSSID	1.3.6.1.4.1.14823.2.2.1.1.3.3.1.1	wlsxSwitchAccessPointEntry 1
apESSID	1.3.6.1.4.1.14823.2.2.1.1.3.3.1.2	wlsxSwitchAccessPointEntry 2
apSlot	1.3.6.1.4.1.14823.2.2.1.1.3.3.1.3	wlsxSwitchAccessPointEntry 3
apPort	1.3.6.1.4.1.14823.2.2.1.1.3.3.1.4	wlsxSwitchAccessPointEntry 4
apIpAddress	1.3.6.1.4.1.14823.2.2.1.1.3.3.1.5	wlsxSwitchAccessPointEntry 5

Table 75 *wlsxSwitchAccessPointTable OIDs (Continued)*

Object	Object ID	
apPhyType	1.3.6.1.4.1.14823.2.2.1.1.3.3.1.6	wlsxSwitchAccessPointEntry 6
apType	1.3.6.1.4.1.14823.2.2.1.1.3.3.1.7	wlsxSwitchAccessPointEntry 7
apCurrentChannel	1.3.6.1.4.1.14823.2.2.1.1.3.3.1.8	wlsxSwitchAccessPointEntry 8
apLocation	1.3.6.1.4.1.14823.2.2.1.1.3.3.1.9	wlsxSwitchAccessPointEntry 9
apTotalTime	1.3.6.1.4.1.14823.2.2.1.1.3.3.1.10	wlsxSwitchAccessPointEntry 10
apInactiveTime	1.3.6.1.4.1.14823.2.2.1.1.3.3.1.11	wlsxSwitchAccessPointEntry 11
apLoadBalancing	1.3.6.1.4.1.14823.2.2.1.1.3.3.1.12	wlsxSwitchAccessPointEntry 12
apChannelNoise	1.3.6.1.4.1.14823.2.2.1.1.3.3.1.13	wlsxSwitchAccessPointEntry 13
apSignalToNoiseRatio	1.3.6.1.4.1.14823.2.2.1.1.3.3.1.14	wlsxSwitchAccessPointEntry 14
apTransmitRate	1.3.6.1.4.1.14823.2.2.1.1.3.3.1.15	wlsxSwitchAccessPointEntry 15
apReceiveRate	1.3.6.1.4.1.14823.2.2.1.1.3.3.1.16	wlsxSwitchAccessPointEntry 16

wlsxSwitchAccessPointEntry

Syntax	MxSwitchAccessPointEntry
Max-Access	not-accessible
Status	current
Description	Station management entry.
Index	{ apBSSID }

apBSSID

Syntax	MacAddress
Max-Access	not-accessible
Status	current
Description	The physical address of the access point.

apESSID

Syntax	DisplayString(Size(0..64))
Max-Access	read-only
Status	current
Description	ESSID of the access point.

apSlot

Syntax	Unsigned32
Max-Access	read-only
Status	current
Description	Slot to which the access point is connected.

apPort

Syntax	Unsigned32
Max-Access	read-only
Status	current
Description	Port to which the access point is connected.

apIpAddress

Syntax	IpAddress
Max-Access	read-only
Status	current
Description	Address of the access point.

apPhyType

Syntax	Integer dot11a(1) dot11b(2) dot11g(3)
Max-Access	read-only
Status	current
Description	Physical layer protocol support of the access point.

apType

Syntax	Integer ap(1) am(2)
Max-Access	read-only
Status	current
Description	Indicates whether the access point is an air monitor or an access point.

apCurrentChannel

Syntax	Integer(1..165)
Max-Access	read-only
Status	current
Description	The current operating frequency channel.

apLocation

Syntax	DisplayString(Size(0..32))
Max-Access	read-only
Status	current
Description	Location of the access point defined in building floor mode.

apTotalTime

Syntax	TimeTicks
Max-Access	read-only
Status	current
Description	Time since the access point was connected to the switch.

apInactiveTime

Syntax	TimeTicks
Max-Access	read-only
Status	current
Description	Time since the access point has been inactive.

apLoadBalancing

Syntax	TruthValue
Max-Access	read-only
Status	current
Description	Indicates whether load balancing is enabled or not.

apChannelNoise

Syntax	Integer32
Max-Access	read-only
Status	current
Description	Indicates the noise on the channel.

apSignalToNoiseRatio

Syntax	Integer32
Max-Access	read-only
Status	current
Description	SNR for the BSSID.

apTransmitRate

Syntax	Integer rate1Mbps(1) rate2Mbps(2) rate5point5Mbps(3) rate6Mbps(4) rate9Mbps(5) rate11Mbps(6) rate12Mbps(7) rate18Mbps(8) rate24Mbps(9) rate36Mbps(10) rate48Mbps(11) rate54Mbps(12)
Max-Access	read-only
Status	current
Description	Indicates transmit rate of the channel.

apReceiveRate

Syntax	Integer rate1Mbps(1) rate2Mbps(2) rate5point5Mbps(3) rate6Mbps(4) rate9Mbps(5) rate11Mbps(6) rate12Mbps(7) rate18Mbps(8) rate24Mbps(9) rate36Mbps(10) rate48Mbps(11) rate54Mbps(12)
Max-Access	read-only
Status	current
Description	Indicates receive rate of the channel.

wlsxSwitchGlobalAPTTable

The objects of the wlsx Switch Global APT table list the access points connected in the switch domain.



Note: This table is only valid only on a master switch—only the tables of the master switch are populated. On a local switch, the table is empty.

Table 76 *wlsxSwitchGlobalAPTable OIDs*

Object	Object ID	
wlsxSwitchGlobalAPEntry	1.3.6.1.4.1.14823.2.2.1.1.3.4.1	wlsxSwitchGlobalAPTable 1
globalAPLocation	1.3.6.1.4.1.14823.2.2.1.1.3.4.1.1	wlsxSwitchGlobalAPEntry 1
globalAPAddress	1.3.6.1.4.1.14823.2.2.1.1.3.4.1.2	wlsxSwitchGlobalAPEntry 2
globalAPLocalSwitch	1.3.6.1.4.1.14823.2.2.1.1.3.4.1.3	wlsxSwitchGlobalAPEntry 3
globalAPdot11aPhyAddr	1.3.6.1.4.1.14823.2.2.1.1.3.4.1.4	wlsxSwitchGlobalAPEntry 4
globalAPdot11bPhyAddr	1.3.6.1.4.1.14823.2.2.1.1.3.4.1.5	wlsxSwitchGlobalAPEntry 5
tvglobalAPState	1.3.6.1.4.1.14823.2.2.1.1.3.4.1.6	wlsxSwitchGlobalAPEntry 6
globalAPdot11gPhyAddr	1.3.6.1.4.1.14823.2.2.1.1.3.4.1.7	wlsxSwitchGlobalAPEntry 7

wlswSwitchGlobalAPEntry

Syntax	MxSwitchGlobalAPEntry
Max-Access	not-accessible
Status	current
Description	Station Management Entry.
Index	{ globalAPLocation, globalAPAddress }

globalAPLocation

Syntax	DisplayString(Size(0..32))
Max-Access	not-accessible
Status	current
Description	Physical location of the AP, defined in building.floor.location format.

globalAPAddress

Syntax	IpAddress
Max-Access	not-accessible
Status	current
Description	Address of the access point.

globalAPLocalSwitch

Syntax	IpAddress
Max-Access	read-only
Status	current
Description	IP address of the local switch this access point is connected to.

globalAPdot11aPhyAddr

Syntax	MacAddress
Max-Access	read-only
Status	current
Description	Physical MAC address of the module supporting dot11a in the access point. AP can have support for both dot11a and dot11b physical layer.

globalAPdot11bPhyAddr

Syntax	MacAddress
Max-Access	read-only
Status	current
Description	Physical MAC address of the module supporting dot11b in the access point. AP can have support for both dot11a and dot11b physical layer.

tvglobalAPState

Syntax	Integer(1..7)
Max-Access	read-only
Status	current
Description	Values are deprecated. State of the AP—1-AP is <i>UP</i> , 2 -AP is <i>DOWN</i>

globalAPdot11gPhyAddr

Syntax	MacAddress
Max-Access	read-only
Status	current
Description	Physical MAC address of the module supporting dot11g in the access point. AP can have support for a,b,g physical layers.

wlsxSwitchAccessPointStatsTable

The objects of the wlsx Switch Access Points table lists the statistics of all access points connected to this switch.

Table 77 wlsxSwitchAccessPointStatsTable OIDs

Object	Object ID	
wlsxSwitchAccessPointStatsEntry	1.3.6.1.4.1.14823.2.2.1.1.3.5.1	wlsxSwitchAccessPointStatsTable 1
apStatsChannel	1.3.6.1.4.1.14823.2.2.1.1.3.5.1.1	wlsxSwitchAccessPointStatsEntry 1
apChannelBwRate	1.3.6.1.4.1.14823.2.2.1.1.3.5.1.2	wlsxSwitchAccessPointStatsEntry 2
apChannelFrameRetryRate	1.3.6.1.4.1.14823.2.2.1.1.3.5.1.3	wlsxSwitchAccessPointStatsEntry 3
apChannelFrameLowSpeedRate	1.3.6.1.4.1.14823.2.2.1.1.3.5.1.4	wlsxSwitchAccessPointStatsEntry 4
apChannelFrameNonUnicastRate	1.3.6.1.4.1.14823.2.2.1.1.3.5.1.5	wlsxSwitchAccessPointStatsEntry 5
apChannelFrameFragmentationRate	1.3.6.1.4.1.14823.2.2.1.1.3.5.1.6	wlsxSwitchAccessPointStatsEntry 6
apChannelFrameReceiveErrorRate	1.3.6.1.4.1.14823.2.2.1.1.3.5.1.7	wlsxSwitchAccessPointStatsEntry 7
apBSSTxPackets	1.3.6.1.4.1.14823.2.2.1.1.3.5.1.8	wlsxSwitchAccessPointStatsEntry 8

Table 77 *wlsxSwitchAccessPointStatsTable OIDs (Continued)*

Object	Object ID	
apBSSTxBytes	1.3.6.1.4.1.14823.2.2.1.1.3.5.1.9	wlsxSwitchAccessPointStatsEntry 9
apBSSRxPackets	1.3.6.1.4.1.14823.2.2.1.1.3.5.1.10	wlsxSwitchAccessPointStatsEntry 10
apBSSRxBytes	1.3.6.1.4.1.14823.2.2.1.1.3.5.1.11	wlsxSwitchAccessPointStatsEntry 11
apBSSBwRate	1.3.6.1.4.1.14823.2.2.1.1.3.5.1.12	wlsxSwitchAccessPointStatsEntry 12
apBSSFrameRetryRate	1.3.6.1.4.1.14823.2.2.1.1.3.5.1.13	wlsxSwitchAccessPointStatsEntry 13
apBSSFrameLowSpeedRate	1.3.6.1.4.1.14823.2.2.1.1.3.5.1.14	wlsxSwitchAccessPointStatsEntry 14
apBSSFrameNonUnicastRate	1.3.6.1.4.1.14823.2.2.1.1.3.5.1.15	wlsxSwitchAccessPointStatsEntry 15
apBSSFrameFragmentationRate	1.3.6.1.4.1.14823.2.2.1.1.3.5.1.16	wlsxSwitchAccessPointStatsEntry 16
apBSSFrameReceiveErrorRate	1.3.6.1.4.1.14823.2.2.1.1.3.5.1.17	wlsxSwitchAccessPointStatsEntry 17

wlswSwitchAccessPointStatsEntry

Syntax	MxSwitchAccessPointStatsEntry
Max-Access	not-accessible
Status	current
Description	Access point stats entry.
Index	{ apBSSID }

apStatsChannel

Syntax	Integer(1..165)
Max-Access	read-only
Status	current
Description	Channel on which the access point is operating.

apChannelBwRate

Syntax	Integer32
Max-Access	read-only
Status	current
Description	Bandwidth rate in Kbps of the access point channel.

apChannelFrameRetryRate

Syntax	Integer32
Max-Access	read-only
Status	current
Description	Access point channel frame retry rate.

apChannelFrameLowSpeedRate

Syntax	Integer32
Max-Access	read-only
Status	current
Description	Access point channel frame low speed rate.

apChannelFrameNonUnicastRate

Syntax	Integer32
Max-Access	read-only
Status	current
Description	Access point channel frame non-unicast packet rate.

apChannelFrameFragmentationRate

Syntax	Integer32
Max-Access	read-only
Status	current
Description	Access point channel frame fragmentation rate.

apChannelFrameReceiveErrorRate

Syntax	Integer32
Max-Access	read-only
Status	current
Description	Access point channel frame receive error rate.

apBSSTxPackets

Syntax	Counter32
Max-Access	read-only
Status	current
Description	Total packets transmitted by the access point on this BSSID.

apBSSTxBytes

Syntax	Counter32
Max-Access	read-only
Status	current
Description	Total bytes transmitted by the access point on this BSSID.

apBSSRxPackets

Syntax	Counter32
---------------	-----------

Max-Access	read-only
Status	current
Description	Total packets received by the access point on this BSSID.

apBSSRxBytes

Syntax	Counter32
Max-Access	read-only
Status	current
Description	Total bytes received by the access point on this BSSID.

apBSSBwRate

Syntax	Integer32
Max-Access	read-only
Status	current
Description	Bandwidth rate in Kbps of the access point on this BSSID.

apBSSFrameRetryRate

Syntax	Integer32
Max-Access	read-only
Status	current
Description	Frame retry rate on this BSSID.

apBSSFrameLowSpeedRate

Syntax	Integer32
Max-Access	read-only
Status	current
Description	Frame low speed rate on this BSSID.

apBSSFrameNonUnicastRate

Syntax	Integer32
Max-Access	read-only
Status	current
Description	Frame non-unicast packet rate on this BSSID.

apBSSFrameFragmentationRate

Syntax	Integer32
---------------	-----------

Max-Access	read-only
Status	current
Description	Frame fragmentation rate on this BSSID.

apBSSFrameReceiveErrorRate

Syntax	Integer32
Max-Access	read-only
Status	current
Description	Frame receive error rate on this BSSID.

wlsxSwitchTraps Group

The objects of the wlsx Switch Traps group define the objects (variables) that may be returned with a trap listed in the switch traps (see [Table 79 on page 277](#)).

Table 78 *wlsxSwitchTraps OIDs*

Object	Object ID	
wlsxAuthServerName	1.3.6.1.4.1.14823.2.2.1.1.100.100.1	wlsxSwitchTrapObjectsGroup 1
wlsxAuthServerTimeout	1.3.6.1.4.1.14823.2.2.1.1.100.100.2	wlsxSwitchTrapObjectsGroup 2
wlsxFanNumber	1.3.6.1.4.1.14823.2.2.1.1.100.100.4	wlsxSwitchTrapObjectsGroup 4
wlsxLineCardNumber	1.3.6.1.4.1.14823.2.2.1.1.100.100.5	wlsxSwitchTrapObjectsGroup 5
wlsxVoltageType	1.3.6.1.4.1.14823.2.2.1.1.100.100.6	wlsxSwitchTrapObjectsGroup 6
wlsxVoltageValue	1.3.6.1.4.1.14823.2.2.1.1.100.100.7	wlsxSwitchTrapObjectsGroup 7
wlsxTemperatureValue	1.3.6.1.4.1.14823.2.2.1.1.100.100.8	wlsxSwitchTrapObjectsGroup 8
wlsxProcessName	1.3.6.1.4.1.14823.2.2.1.1.100.100.9	wlsxSwitchTrapObjectsGroup 9
wlsxStationMacAddress	1.3.6.1.4.1.14823.2.2.1.1.100.100.10	wlsxSwitchTrapObjectsGroup 10
wlsxStationBlackListReason	1.3.6.1.4.1.14823.2.2.1.1.100.100.11	wlsxSwitchTrapObjectsGroup 11
wlsxSpoofedIpAddress	1.3.6.1.4.1.14823.2.2.1.1.100.100.12	wlsxSwitchTrapObjectsGroup 12
wlsxSpoofedOldPhyAddress	1.3.6.1.4.1.14823.2.2.1.1.100.100.13	wlsxSwitchTrapObjectsGroup 13
wlsxSpoofedNewPhyAddress	1.3.6.1.4.1.14823.2.2.1.1.100.100.14	wlsxSwitchTrapObjectsGroup 14
wlsxDBName	1.3.6.1.4.1.14823.2.2.1.1.100.100.15	wlsxSwitchTrapObjectsGroup 15
wlsxDBUserName	1.3.6.1.4.1.14823.2.2.1.1.100.100.16	wlsxSwitchTrapObjectsGroup 16
wlsxDBIpAddress	1.3.6.1.4.1.14823.2.2.1.1.100.100.17	wlsxSwitchTrapObjectsGroup 17
wlsxDBType	1.3.6.1.4.1.14823.2.2.1.1.100.100.18	wlsxSwitchTrapObjectsGroup 18
wlsxVrID	1.3.6.1.4.1.14823.2.2.1.1.100.100.19	wlsxSwitchTrapObjectsGroup 19
wlsxVrMasterIp	1.3.6.1.4.1.14823.2.2.1.1.100.100.20	wlsxSwitchTrapObjectsGroup 20
wlsxVrrpOperState	1.3.6.1.4.1.14823.2.2.1.1.100.100.21	wlsxSwitchTrapObjectsGroup 21

Table 78 *wlsxSwitchTraps OIDs (Continued)*

Object	Object ID	
wlsxApTxPower	1.3.6.1.4.1.14823.2.2.1.1.100.100.22	wlsxSwitchTrapObjectsGroup 22
wlsxESIServerGrpName	1.3.6.1.4.1.14823.2.2.1.1.100.100.23	wlsxSwitchTrapObjectsGroup 23
wlsxESIServerName	1.3.6.1.4.1.14823.2.2.1.1.100.100.24	wlsxSwitchTrapObjectsGroup 24
wlsxESIServerIpaddress	1.3.6.1.4.1.14823.2.2.1.1.100.100.25	wlsxSwitchTrapObjectsGroup 25
wlsxLicenseDaysRemaining	1.3.6.1.4.1.14823.2.2.1.1.100.100.26	wlsxSwitchTrapObjectsGroup 26
wlsxSlotNumber	1.3.6.1.4.1.14823.2.2.1.1.100.100.27	wlsxSwitchTrapObjectsGroup 27

wlsxAuthServerName

Syntax	DisplayString(Size(0..64))
Max-Access	read-only
Status	current
Description	This object is used in the traps to indicate the authentication server used for authentication.

wlsxAuthServerTimeout

Syntax	Integer32
Max-Access	read-only
Status	current
Description	This object is used in the traps to indicate the authentication server timeout.

wlsxFanNumber

Syntax	Integer32
Max-Access	read-only
Status	current
Description	This object is used in the traps to indicate a failing fan number.

wlsxLineCardNumber

Syntax	Integer32
Max-Access	read-only
Status	current
Description	This object is used in the traps to indicate a line card in the switch.

wlsxVoltageType

Syntax	DisplayString(Size(0..32))
Max-Access	read-only
Status	current
Description	This object is used in the traps to indicate the type of the voltage.

wlsxVoltageValue

Syntax	DisplayString(Size(0..10))
---------------	----------------------------

Max-Access	read-only
Status	current
Description	This object is used in the traps to indicate the voltage value in float.

wlsxTemperatureValue

Syntax	DisplayString(Size(0..64))
Max-Access	read-only
Status	current
Description	This object is used in the traps to indicate temperature value.

wlsxProcessName

Syntax	DisplayString(Size(0..64))
Max-Access	read-only
Status	current
Description	This object is used in the traps to indicate a process name.

wlsxStationMacAddress

Syntax	MacAddress
Max-Access	read-only
Status	current
Description	The physical address of the station.

wlsxStationBlackListReason

Syntax	Integer userDefined(1) mitmAttack(2) authFailure(3) pingFlood(4) sessionFlood(5) synFlood(6) sessionBlacklist(7) ipSpoofing(8) other(100)
Max-Access	read-only
Status	current
Description	The reason why a station is black listed.

wlsxSpoofedIpAddress

Syntax	IpAddress
Max-Access	read-only

Status	current
Description	This object is used in a trap to identify a spoofed IP address.

wlsxSpooferOldPhyAddress

Syntax	MacAddress
Max-Access	read-only
Status	current
Description	This object is used in a trap to identify a old MAC address.

wlsxSpooferNewPhyAddress

Syntax	MacAddress
Max-Access	read-only
Status	current
Description	This object is used in a trap to identify a new MAC address.

wlsxDBName

Syntax	DisplayString(Size(0..64))
Max-Access	read-only
Status	current
Description	This object is used in a trap to identify name of the database.

wlsxDBUserName

Syntax	DisplayString(Size(0..64))
Max-Access	read-only
Status	current
Description	This object is used in a trap to identify name of the database user.

wlsxDBIpAddress

Syntax	IpAddress
Max-Access	read-only
Status	current
Description	This object is used in a trap to identify the IP address of the DB.

wlsxDBType

Syntax	Integer mssql(1) mysql(2)
Max-Access	read-only
Status	current
Description	This object is used in a trap to identify the port of the user.

wlsxVrID

Syntax	Integer32
Max-Access	read-only
Status	current
Description	This object contains the virtual router identifier.

wlsxVrMasterIp

Syntax	IpAddress
Max-Access	read-only
Status	current
Description	This object contains the master IP address.

wlsxVrrpOperState

Syntax	Integer initialize(1) backup(2) master(3)
Max-Access	read-only
Status	current
Description	This object represents the VRRP operational state.

wlsxApTxPower

Syntax	Integer32
Max-Access	read-only
Status	current
Description	This object contains the value of the AP transmit power.

wlsxESIServerGrpName

Syntax	DisplayString(Size(0..64))
Max-Access	read-only
Status	current
Description	This object represents the External Services Interface (ESI) Server Group name.

wlsxESIServerName

Syntax	DisplayString(Size(0..64))
Max-Access	read-only
Status	current
Description	This object represents the External Services Interface (ESI) Server name.

wlsxESIServerIpaddress

Syntax	IpAddress
Max-Access	read-only
Status	current
Description	This object represents the External Services Interface (ESI) Server IP address.

wlsxLicenseDaysRemaining

Syntax	Integer32
Max-Access	read-only
Status	current
Description	This object represents number of the days remaining prior to a license expiry.
History	Added in ArubaOS 2.3.

wlsxSlotNumber

Syntax	Integer32
Max-Access	read-only
Status	current
Description	This object is used in the traps to indicate a line card in the switch.This value matches the value of sysExtCardSlot.
History	Added in ArubaOS 2.3.

Switch Traps–Notifications

Notification provides an acknowledge to the device that sent the trap message.

Table 79 Switch Trap Notification OIDs

Object	Object OID	
wlsxSwitchIPChanged	1.3.6.1.4.1.14823.2.2.1.1.100.1001	wlsxSwitchTraps 1001
wlsxSwitchRoleChange	1.3.6.1.4.1.14823.2.2.1.1.100.1002	wlsxSwitchTraps 1002
wlsxUserEntryCreated	1.3.6.1.4.1.14823.2.2.1.1.100.1003	wlsxSwitchTraps 1003
wlsxUserEntryDeleted	1.3.6.1.4.1.14823.2.2.1.1.100.1004	wlsxSwitchTraps 1004
wlsxUserEntryAuthenticated	1.3.6.1.4.1.14823.2.2.1.1.100.1005	wlsxSwitchTraps 1005
wlsxUserEntryDeAuthenticated	1.3.6.1.4.1.14823.2.2.1.1.100.1006	wlsxSwitchTraps 1006
wlsxUserAuthenticationFailed	1.3.6.1.4.1.14823.2.2.1.1.100.1007	wlsxSwitchTraps 1007
wlsxAuthServerReqTimedOut	1.3.6.1.4.1.14823.2.2.1.1.100.1008	wlsxSwitchTraps 1008
wlsxAuthServerTimedOut	1.3.6.1.4.1.14823.2.2.1.1.100.1009	wlsxSwitchTraps 1009
wlsxAuthServerIsUp	1.3.6.1.4.1.14823.2.2.1.1.100.1010	wlsxSwitchTraps 1010
wlsxAuthMaxUserEntries	1.3.6.1.4.1.14823.2.2.1.1.100.1011	wlsxSwitchTraps 1011
wlsxAuthMaxAclEntries	1.3.6.1.4.1.14823.2.2.1.1.100.1012	wlsxSwitchTraps 1012
wlsxAuthMaxBWContracts	1.3.6.1.4.1.14823.2.2.1.1.100.1013	wlsxSwitchTraps 1013
wlsxPowerSupplyFailure	1.3.6.1.4.1.14823.2.2.1.1.100.1014	wlsxSwitchTraps 1014
wlsxFanFailure	1.3.6.1.4.1.14823.2.2.1.1.100.1015	wlsxSwitchTraps 1015
wlsxOutOfRangeVoltage	1.3.6.1.4.1.14823.2.2.1.1.100.1016	wlsxSwitchTraps 1016
wlsxOutOfRangeTemperature	1.3.6.1.4.1.14823.2.2.1.1.100.1017	wlsxSwitchTraps 1017
wlsxLCInserted	1.3.6.1.4.1.14823.2.2.1.1.100.1018	wlsxSwitchTraps 1018
wlsxSCInserted	1.3.6.1.4.1.14823.2.2.1.1.100.1019	wlsxSwitchTraps 1019
wlsxGBICInserted	1.3.6.1.4.1.14823.2.2.1.1.100.1020	wlsxSwitchTraps 1020
wlsxProcessDied	1.3.6.1.4.1.14823.2.2.1.1.100.1021	wlsxSwitchTraps 1021
wlsxProcessExceedsMemoryLimits	1.3.6.1.4.1.14823.2.2.1.1.100.1022	wlsxSwitchTraps 1022
wlsxLowOnFlashSpace	1.3.6.1.4.1.14823.2.2.1.1.100.1023	wlsxSwitchTraps 1023
wlsxLowMemory	1.3.6.1.4.1.14823.2.2.1.1.100.1024	wlsxSwitchTraps 1024
wlsxFanTrayRemoved	1.3.6.1.4.1.14823.2.2.1.1.100.1025	wlsxSwitchTraps 1025
wlsxLCRemoved	1.3.6.1.4.1.14823.2.2.1.1.100.1026	wlsxSwitchTraps 1026
wlsxLCRemoved	1.3.6.1.4.1.14823.2.2.1.1.100.1027	wlsxSwitchTraps 1027
wlsxSCRemoved	1.3.6.1.4.1.14823.2.2.1.1.100.1028	wlsxSwitchTraps 1028
wlsxPowerSupplyMissing	1.3.6.1.4.1.14823.2.2.1.1.100.1029	wlsxSwitchTraps 1029
wlsxAccessPointsUp	1.3.6.1.4.1.14823.2.2.1.1.100.1030	wlsxSwitchTraps 1030
wlsxAccessPointsDown	1.3.6.1.4.1.14823.2.2.1.1.100.1031	wlsxSwitchTraps 1031
wlsxCoverageHoleDetected	1.3.6.1.4.1.14823.2.2.1.1.100.1032	wlsxSwitchTraps 1032

Table 79 *Switch Trap Notification OIDs (Continued)*

Object	Object OID	
wlsxChannelChanged	1.3.6.1.4.1.14823.2.2.1.1.100.1033	wlsxSwitchTraps 1033
wlsxStationAddedToBlackList	1.3.6.1.4.1.14823.2.2.1.1.100.1034	wlsxSwitchTraps 1034
wlsxStationRemovedFromBlackList	1.3.6.1.4.1.14823.2.2.1.1.100.1035	wlsxSwitchTraps 1035
wlsxIpSpoofingDetected	1.3.6.1.4.1.14823.2.2.1.1.100.1036	wlsxSwitchTraps 1036
wlsxDBCommunicationFailure	1.3.6.1.4.1.14823.2.2.1.1.100.1037	wlsxSwitchTraps 1037
wlsxVrrpStateChange	1.3.6.1.4.1.14823.2.2.1.1.100.1038	wlsxSwitchTraps 1038
wlsxAPRadioAttributesChanged	1.3.6.1.4.1.14823.2.2.1.1.100.1039	wlsxSwitchTraps 1039
wlsxESIServerUp	1.3.6.1.4.1.14823.2.2.1.1.100.1040	wlsxSwitchTraps 1040
wlsxESIServerDown	1.3.6.1.4.1.14823.2.2.1.1.100.1041	wlsxSwitchTraps 1041
wlsxLicenseExpiry	1.3.6.1.4.1.14823.2.2.1.1.100.1042	wlsxSwitchTraps 1042

wlsxSwitchIPChanged

Objects	{ wlsxSwitchIp }
Status	current
Description	A trap which indicates that the switch IP address has changed.

wlsxSwitchRoleChange

Objects	{ wlsxSwitchRole }
Status	current
Description	A trap which indicates that the role of the switch has changed in the domain—authentication traps.

wlsxUserEntryCreated

Objects	{ userPhyAddress }
Status	current
Description	A trap which indicates that a new user is created.

wlsxUserEntryDeleted

Objects	{ userPhyAddress }
Status	current
Description	A trap which indicates that a user is deleted.

wlsxUserEntryAuthenticated

Objects	{ userPhyAddress, userName, userAuthenticationMethod, userRole }
Status	current
Description	A trap which indicates that a user is authenticated.

wlsxUserEntryDeAuthenticated

Objects	{ userPhyAddress }
Status	current
Description	A trap which indicates that a user is deauthenticated.

wlsxUserAuthenticationFailed

Objects	{ userPhyAddress }
----------------	--------------------

Status	current
Description	A trap which indicates that a user authentication has failed.

wlsxAuthServerReqTimedOut

Objects	{ wlsxAuthServerName }
Status	current
Description	A trap which indicates that the authentication server request timed out.

wlsxAuthServerTimedOut

Objects	{ wlsxAuthServerName, wlsxAuthServerTimeout }
Status	current
Description	A trap which indicates that the authentication server timed out.

wlsxAuthServerIsUp

Objects	{ wlsxAuthServerName }
Status	current
Description	A trap which indicates that the authentication server is up.

wlsxAuthMaxUserEntries

Status	current
Description	A trap which indicates that the user entries table is full and cannot add any more entries.

wlsxAuthMaxAclEntries

Status	current
Description	A trap which indicates that the ACL entries table is full and cannot add any more entries.

wlsxAuthMaxBWContracts

Status	current
Description	A trap which indicates that the switch reached the maximum number of configurable bandwidth contracts.

Platform Traps

wlsxPowerSupplyFailure

Status	current
Description	A trap which indicates that the power supply has failed.

wlsxFanFailure

Objects	{ wlsxFanNumber }
Status	current
Description	A trap which indicates that the fan has failed.

wlsxOutOfRangeVoltage

Objects	{ wlsxVoltageType, wlsxVoltageValue }
Status	current
Description	A trap which indicates that the switch received out-of-range voltage.

wlsxOutOfRangeTemperature

Objects	{ wlsxTemperatureValue }
Status	current
Description	A trap which indicates that the temperature is out of bounds.

wlsxLCInserted

Objects	{ wlsxLineCardNumber, wlsxSlotNumber }
Status	current
Description	A trap which indicates that a line card is inserted.

wlsxSCInserted

Status	current
Description	A trap which indicates that a supervisory card is inserted.

wlsxGBICInserted

Status	current
Description	A trap which indicates that a GBIC is inserted in a line card.

wlsxProcessDied

Objects	{ wlsxProcessName }
Status	current
Description	A trap which indicates that a process has died.

wlsxProcessExceedsMemoryLimits

Objects	{ wlsxProcessName }
Status	current
Description	A trap which indicates that a process is consuming large amounts of memory.

wlsxLowOnFlashSpace

Status	current
Description	A trap which indicates that the switch is running low on flash space.

wlsxLowMemory

Status	current
Description	A trap which indicates that the system free memory is low.

wlsxFanTrayRemoved

Status	current
Description	A trap which indicates that the fan tray is removed.

wlsxLCRemoved

Status	current
Description	A trap which indicates that the fan tray is removed.
Objects	{ wlsxLineCardNumber, wlsxSlotNumber }
Status	current
Description	A trap which indicates that a line card is removed.

wlsxSCRemoved

Status	current
Description	A trap which indicates that a supervisory card is removed.

wlsxPowerSupplyMissing

Status	current
Description	A trap which indicates that the power supply is missing.

wlsxAccessPointIsUp

Objects	{ apLocation, apIpAddress }
Status	current
Description	Access point up trap—a trap which indicates that an access point at location apLocation and address apIpAddress is up.

wlsxAccessPointIsDown

Objects	{ apLocation, apIpAddress }
Status	current
Description	Access point down trap—a trap which indicates that an access point at location apLocation and address apIpAddress is down.

wlsxCoverageHoleDetected

Objects	{ apLocation, apIpAddress, wlsxStationMacAddress }
Status	current
Description	A trap which indicates that an access point at location apLocation and address apIpAddress has detected a coverage hole.

wlsxChannelChanged

Objects	{ apLocation, apIpAddress, apCurrentChannel }
Status	deprecated
Description	A trap which indicates that an access point at location apLocation and address apIpAddress has changed the channel to apCurrentChannel.

wlsxStationAddedToBlackList

Objects	{ wlsxStationMacAddress, wlsxStationBlackListReason }
Status	current
Description	A trap which indicates that a station with address wlsxStationMacAddress is black listed for wlsxStationBlackListReason reason.

wlsxStationRemovedFromBlackList

Objects	{ wlsxStationMacAddress }
Status	current
Description	A trap which indicates that a station with address wlsxStationMacAddress is removed from black list.

wlsxIpSpoofingDetected

Objects	{ wlsxSpoofedIpAddress, wlsxSpoofedOldPhyAddress, wlsxSpoofedNewPhyAddress }
Status	current
Description	A trap indicating that the switch detected IP spoofing.

wlsxDBCommunicationFailure

Objects	{ wlsxDBName, wlsxDBUserName, wlsxDBIpAddress, wlsxDBType }
Status	current
Description	A trap to indicate that communication with database failed.

wlsxVrrpStateChange

Objects	{ wlsxVrID, wlsxVrMasterIp, wlsxVrrpOperState }
Status	current
Description	A trap which indicates that VRRP state has changed on the switch.

wlsxAPRadioAttributesChanged

Objects	{ apLocation, apIpAddress, apCurrentChannel, wlsxApTxPower }
Status	current
Description	A trap which indicates changes in the radio attributes of an access point at location apLocation and address apIpAddress. <ul style="list-style-type: none">• Ap channel is apCurrentChannel• Transmit power is apTxPower

wlsxESIServerUp

Objects	{ wlsxESIServerGrpName, wlsxESIServerName, wlsxESIServerIpAddress }
Status	current
Description	A trap which indicates that a ESI server <wlsxESIServerName> in group <wlsxESIServerGrpName> with <wlsxESIServerIpAddress> is up.

wlsxESIServerDown

Objects	{ wlsxESIServerGrpName, wlsxESIServerName, wlsxESIServerIpAddress }
Status	current
Description	A trap which indicates that a ESI server <wlsxESIServerName> in group <wlsxESIServerGrpName> with <wlsxESIServerIpAddress> is down.

wlsxLicenseExpiry

Objects	{ wlsxLicenseDaysRemaining }
Status	current
Description	A trap which indicates that one or more licenses on the switch will expire in <wlsxLicenseDaysRemaining> days.

IPv6 Authentication Traps

wlsxUser6EntryCreated

Objects	{ user6PhyAddress }
Status	current
Description	A trap which indicates that a New user is created.
History	Added in ArubaOS 3.3.0.0.

wlsxUser6EntryDeleted

Objects	{ user6PhyAddress }
Status	current
Description	A trap which indicates that a user is deleted.
History	Added in ArubaOS 3.3.0.0.

wlsxUser6EntryAuthenticated

Objects	{ user6PhyAddress, user6Name, user6AuthenticationMethod, user6Role }
Status	current
Description	A trap which indicates that a user is Authenticated.
History	Added in ArubaOS 3.3.0.0.

wlsxUser6EntryDeAuthenticated

Objects	{ user6PhyAddress }
Status	current
Description	A trap which indicates that a user is Deauthenticated.
History	Added in ArubaOS 3.3.0.0.

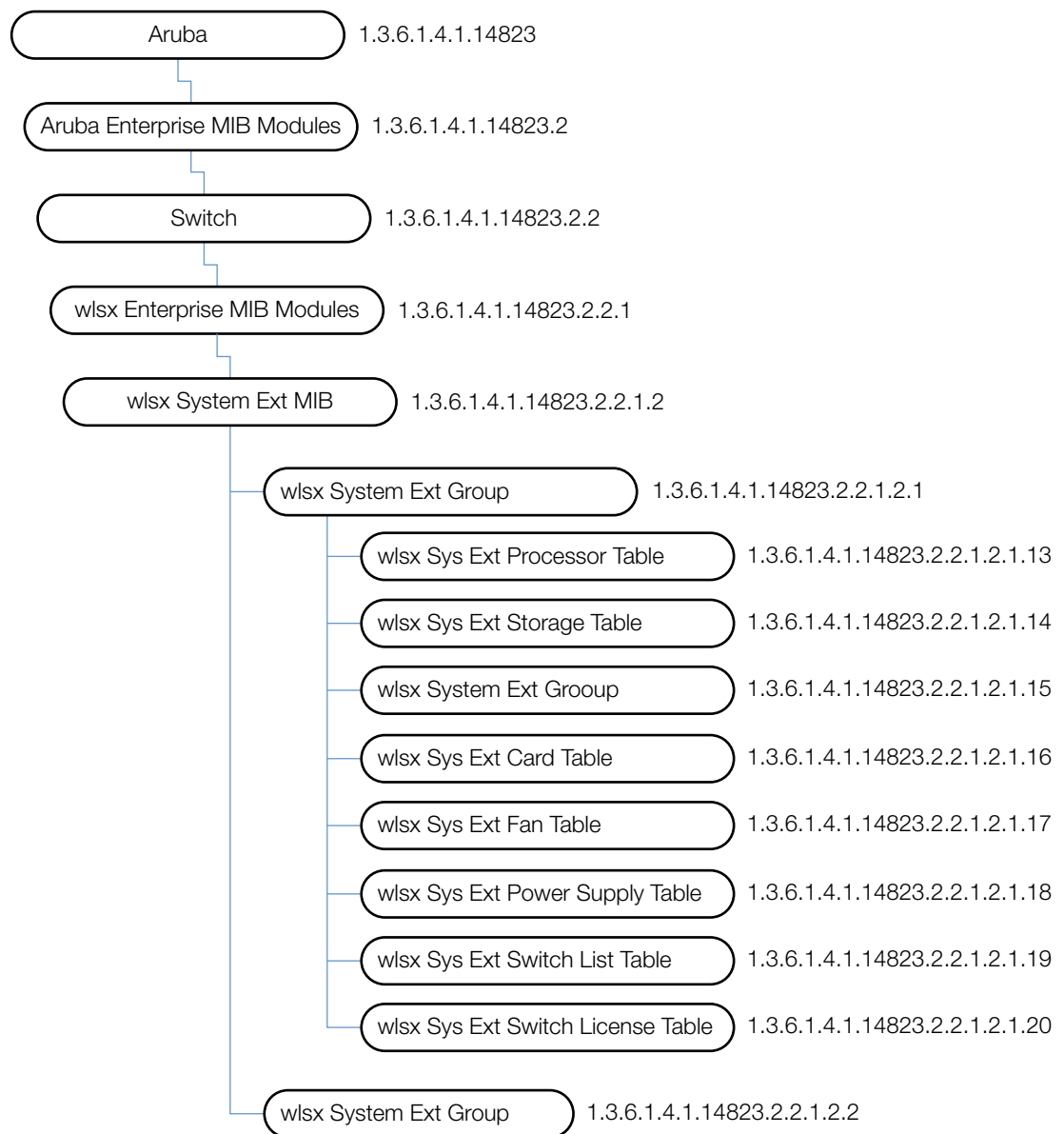
wlsxUser6AuthenticationFailed

Objects	{ user6PhyAddress }
Status	current
Description	A trap which indicates that a user authentication has failed.
History	Added in ArubaOS 3.3.0.0.

The System External module provides information about resource usages such as memory and CPU.

Figure 14 shows the architecture of the System External MIB relative to 1.3.6.1.4.1.14823 (iso.org.dod.internet.private.enterprise.aruba). The System External MIBs are listed in the file *aruba-systemext.my*. For information about downloading Dell MIB files, see “[Downloading MIB Files](#)” on page 23.

Figure 14 Stem Ext Hierarchy



The System EXT MIB contains the following tables. The objects of each table are described in the following sections.

Table 80 System External Group Tables

Table	Description
wlsxSysExtProcessorTable	The table of processors contained by the controller.
wlsxSysExtStorageTable	The table of storage devices contained by the controller.
wlsxSysExtMemoryTable	The memory status of the controller.
wlsxSysExtCardTable	The table of hardware modules in the controller.
wlsxSysExtFanTable	The table of all the fans in the controller.
wlsxSysExtPowerSupplyTable	The table of power supplies in the controller.
wlsxSysExtSwitchListTable	This table lists all the controllers in the Dell Domain. It is populated <i>only</i> on the master controller. Local controllers return empty tables.
wlsxSysExtSwitchLicenseTable	This table lists all licenses installed on the controller.
wlsxSystemExtTableGenNumberGroup	This group lists the modifications that occurred since the last reboot.

wlsxSystemExtMIB

This MIB module defines MIB objects which provide system-level information about controllers.

wlsxSysExtSwitchIp

Syntax	IpAddress
Max-Access	read-only
Status	current
Description	Switch IP as configured by the user. This IP address uniquely identifies the controller.
History	Added in ArubaOS 2.3.

wlsxSysExtHostname

Syntax	DisplayString (Size(1..32))
Max-Access	read-only
Status	current
Description	Name of the controller.
History	Added in ArubaOS 2.3.

wlsxSysExtModelName

Syntax	DisplayString (Size(1..32))
Max-Access	read-only
Status	current
Description	Model name of the controller.
History	Added in ArubaOS 2.3.

wlsxSysExtSwitchRole

Syntax	ArubaSwitchRole
Max-Access	read-only
Status	current
Description	Role of this controller in the Dell Switch Domain.
History	Added in ArubaOS 2.3.

wlsxSysExtSwitchMasterIp

Syntax	IpAddress
Max-Access	read-only
Status	current
Description	Switch IP of the master controller.
History	Added in ArubaOS 2.3. Update in ArubaOS 3.2.0.0.—description.

wlsxSysExtSwitchDate

Syntax	DisplayString(Size(0..64))
Max-Access	read-write
Status	current
Description	System notion of the local date and time of day.
History	Added in ArubaOS 2.3.

wlsxSysExtSwitchBaseMacaddress

Syntax	MacAddress
Max-Access	read-only

Status	current
Description	The base MAC address of the switch.
History	Added in ArubaOS 2.3.

wlsxSysExtFanTrayAssemblyNumber

Syntax	DisplayString(Size(0..64))
Max-Access	read-only
Status	current
Description	Assembly number of the fan tray.
History	Added in ArubaOS 2.3.

wlsxSysExtFanTraySerialNumber

Syntax	DisplayString(Size(0..64))
Max-Access	read-only
Status	current
Description	Serial number of the fan tray.
History	Added in ArubaOS 2.3.

wlsxSysExtInternalTemperature

Syntax	DisplayString(Size(0..64))
Max-Access	read-only
Status	current
Description	Internal temperature in the controller.
History	Added in ArubaOS 2.3.

wlsxSysExtLicenseSerialNumber

Syntax	DisplayString(Size(0..64))
Max-Access	read-only
Status	current
Description	The license serial number of the controller.
History	Added in ArubaOS 2.3.

wlsxSysExtSwitchLicenseCount

Syntax	Integer32
Max-Access	read-only

Status	current
Description	The number of licenses installed on the controller.
History	Added in ArubaOS 2.3.

wlsxSysExtMMSCompatLevel

Syntax	Integer32
Max-Access	read-only
Status	current
Description	Lists the compatibility level of this controller with the MMS.
History	Added in version 3.1

wlsxSysExtMMSConfigID

Syntax	Integer32
Max-Access	read-only
Status	current
Description	This object represents the value of the MMS Configuration ID in the controller.
History	Added in version 3.1

wlsxSysExtControllerConfigID

Syntax	Integer32
Max-Access	read-only
Status	current
Description	This object represents the value of the controller's Configuration ID.
History	Added in version 2.5

wlsxSysExtIsMMSConfigUpdateEnabled

Syntax	TruthValue
Max-Access	read-only
Status	current
Description	This object indicates whether the controller is configured to accept configuration snapshots from MMS.
History	Added in version 2.5

wlsxSysExtSwitchLastReload

Syntax	DisplayString(Size(0..128))
Max-Access	read-only

Status	current
Description	The reason for the last controller reload.
History	Added in version 2.5

wlsxSysExtLastStatsReset

Syntax	TimeTicks
Max-Access	read-only
Status	current
Description	Last time controller stats was reset.
History	Added in version 3.2

wlsxSysExtProcessorTable

The objects of the wlsx System External Process table list all the processors and the corresponding loads.

Table 81 *wlsxSysExtProcessorTable OIDs*

Object	Object ID	
wlsxSysExtProcessorEntry	1.3.6.1.4.1.14823.2.2.1.2.1.13.1	wlsxSysExtProcessorTable 1
sysExtProcessorID	1.3.6.1.4.1.14823.2.2.1.2.1.13.1.1	wlsxSysExtProcessorEntry 1
sysExtProcessorDescr	1.3.6.1.4.1.14823.2.2.1.2.1.13.1.2	wlsxSysExtProcessorEntry 2
sysExtProcessorLoad	1.3.6.1.4.1.14823.2.2.1.2.1.13.1.3	wlsxSysExtProcessorEntry 3

wlsxSysExtProcessorEntry

Syntax	wlsxSysExtProcessorEntry
Max-Access	not-accessible
Status	current
Description	An entry for one processor contained by the controller.
History	Added in ArubaOS 2.3.

sysExtProcessorID

Syntax	Integer32
Max-Access	not-accessible
Status	current
Description	Processor index.
History	Added in ArubaOS 2.3.

sysExtProcessorDescr

Syntax	DisplayString(Size(0..64))
Max-Access	read-only
Status	current
Description	Description of the processor.
History	Added in ArubaOS 2.3.

sysExtProcessorLoad

Syntax	Integer32 (0..100)
Max-Access	read-only
Status	current
Description	The average over the last minute of the percentage of time that this processor was not idle.
History	Added in ArubaOS 2.3.

wlsxSysExtStorageTable

The objects of the wlsx System External Storage table provide information of the storage devices in the controller.

Table 82 *wlsxSysExtStorageTable OIDs*

Object	Object ID	
wlsxSysExtStorageEntry	1.3.6.1.4.1.14823.2.2.1.2.1.14.1	wlsxSysExtStorageTable 1
sysExtStorageIndex	1.3.6.1.4.1.14823.2.2.1.2.1.14.1.1	wlsxSysExtStorageEntry 1
sysExtStorageType	1.3.6.1.4.1.14823.2.2.1.2.1.14.1.2	wlsxSysExtStorageEntry 2
sysExtStorageSize	1.3.6.1.4.1.14823.2.2.1.2.1.14.1.3	wlsxSysExtStorageEntry 3
sysExtStorageUsed	1.3.6.1.4.1.14823.2.2.1.2.1.14.1.4	wlsxSysExtStorageEntry 4
sysExtStorageName	1.3.6.1.4.1.14823.2.2.1.2.1.14.1.5	wlsxSysExtStorageEntry 5

wlsxSysExtStorageEntry

Syntax	wlsxSysExtStorageEntry
Max-Access	not-accessible
Status	current
Description	An entry for one long-term storage device contained by the controller.
History	Added in ArubaOS 2.3.

sysExtStorageIndex

Syntax	Integer32
Max-Access	not-accessible
Status	current
Description	Index of the table.
History	Added in ArubaOS 2.3.

sysExtStorageType

Syntax	Integer ram(1) flashMemory(2)
Max-Access	read-only
Status	current
Description	Type of the storage.
History	Added in ArubaOS 2.3.

sysExtStorageSize

Syntax	Integer32
Max-Access	read-only
Status	current
Description	Total size of the storage file system in MB.
History	Added in ArubaOS 2.3.

sysExtStorageUsed

Syntax	Integer32
Max-Access	read-only
Status	current
Description	Used storage in MB.
History	Added in ArubaOS 2.3.

sysExtStorageName

Syntax	DisplayString(Size(0..64))
---------------	----------------------------

Max-Access	read-only
Status	current
Description	Name of the storage file system.
History	Added in ArubaOS 2.3.

wlsxSysExtMemoryTable

The objects of the wlsx System External Memory table describe the memory utilization of the controller.

Object	Object ID	
wlsxSysExtMemoryEntry	1.3.6.1.4.1.14823.2.2.1.2.1.15.1	wlsxSysExtMemoryTable 1
sysExtMemoryIndex	1.3.6.1.4.1.14823.2.2.1.2.1.15.1.1	wlsxSysExtMemoryEntry 1
sysExtMemorySize	1.3.6.1.4.1.14823.2.2.1.2.1.15.1.2	wlsxSysExtMemoryEntry 2
sysExtMemoryUsed	1.3.6.1.4.1.14823.2.2.1.2.1.15.1.3	wlsxSysExtMemoryEntry 3
sysExtMemoryFree	1.3.6.1.4.1.14823.2.2.1.2.1.15.1.4	wlsxSysExtMemoryEntry 4

wlsxSysExtMemoryEntry

Syntax	wlsxSysExtMemoryEntry
Max-Access	not-accessible
Status	current
Description	An entry for one memory region on the controller. Currently, only the control processor memory is monitored.
History	Added in ArubaOS 2.3. Update in ArubaOS 3.2.0.0.—description.

sysExtMemoryIndex

Syntax	Integer32
Max-Access	not-accessible
Status	current
Description	Index of the table.
History	Added in ArubaOS 2.3.

sysExtMemorySize

Syntax	Integer32
Max-Access	read-only
Status	current
Description	Total memory in KB.
History	Added in ArubaOS 2.3.

sysExtMemoryUsed

Syntax	Integer32
Max-Access	read-only
Status	current
Description	Used memory in KB.
History	Added in ArubaOS 2.3.

sysExtMemoryFree

Syntax	Integer32
Max-Access	read-only
Status	current
Description	Free memory in KB.
History	Added in ArubaOS 2.3.

wlsxSysExtCardTable

The objects of the wlsx System External Card table list the different hardware modules in the controller.

Table 83 *wlsxSysExtCardTable*

Objects	Object ID	
wlsxSysExtCardEntry	1.3.6.1.4.1.14823.2.2.1.2.1.16.1	wlsxSysExtCardTable 1
sysExtCardSlot	1.3.6.1.4.1.14823.2.2.1.2.1.16.1.1	wlsxSysExtCardEntry 1
sysExtCardNumOfPorts	1.3.6.1.4.1.14823.2.2.1.2.1.16.1.2	wlsxSysExtCardEntry 2
sysExtCardNumOfPorts	1.3.6.1.4.1.14823.2.2.1.2.1.16.1.3	wlsxSysExtCardEntry 3
sysExtCardNumOfFastethernetPorts	1.3.6.1.4.1.14823.2.2.1.2.1.16.1.4	wlsxSysExtCardEntry 4
sysExtCardNumOfGigPorts	1.3.6.1.4.1.14823.2.2.1.2.1.16.1.5	wlsxSysExtCardEntry 5
sysExtCardSerialNo	1.3.6.1.4.1.14823.2.2.1.2.1.16.1.6	wlsxSysExtCardEntry 6
sysExtCardAssemblyNo	1.3.6.1.4.1.14823.2.2.1.2.1.16.1.7	wlsxSysExtCardEntry 7
sysExtCardManufacturingDate	1.3.6.1.4.1.14823.2.2.1.2.1.16.1.8	wlsxSysExtCardEntry 8
sysExtCardHwRevision	1.3.6.1.4.1.14823.2.2.1.2.1.16.1.9	wlsxSysExtCardEntry 9
sysExtCardFpgaRevision	1.3.6.1.4.1.14823.2.2.1.2.1.16.1.10	wlsxSysExtCardEntry 10
sysExtCardSwitchChip	1.3.6.1.4.1.14823.2.2.1.2.1.16.1.11	wlsxSysExtCardEntry 11
sysExtCardStatus	1.3.6.1.4.1.14823.2.2.1.2.1.16.1.12	wlsxSysExtCardEntry 12
sysExtCardUserSlot	1.3.6.1.4.1.14823.2.2.1.2.1.16.1.13	wlsxSysExtCardEntry 13

wlsxSysExtCardEntry

Syntax	wlsxSysExtCardEntry
Max-Access	not-accessible
Status	current
Description	An entry for one hardware module in the controller.
History	Added in ArubaOS 2.3.

sysExtCardSlot

Syntax	Integer32
Max-Access	not-accessible
Status	current
Description	Slot in which this card is located, offset by one. For the user-visible slot number, see sysExtCardUserSlot.
History	Added in ArubaOS 2.3.

sysExtCardType

Syntax	ArubaCardType
Max-Access	read-only
Status	current
Description	Type of the card.
History	Added in ArubaOS 2.3.

sysExtCardNumOfPorts

Syntax	Integer32
Max-Access	read-only
Status	current
Description	Number of data ports on the card.
History	Added in ArubaOS 2.3.

sysExtCardNumOfFastethernetPorts

Syntax	Integer32
Max-Access	read-only

Status	current
Description	Number of fast ethernet ports on the card.
History	Added in ArubaOS 2.3.

sysExtCardNumOfGigPorts

Syntax	Integer32
Max-Access	read-only
Status	current
Description	Number of gigabit ethernet ports on the card.
History	Added in ArubaOS 2.3.

sysExtCardSerialNo

Syntax	DisplayString(Size(0..64))
Max-Access	read-only
Status	current
Description	Serial number of the card.
History	Added in ArubaOS 2.3.

sysExtCardAssemblyNo

Syntax	DisplayString(Size(0..64))
Max-Access	read-only
Status	current
Description	Assembly number of the card.
History	Added in ArubaOS 2.3.

sysExtCardManufacturingDate

Syntax	DisplayString
Max-Access	read-only
Status	current
Description	Card manufacturing date.
History	Added in ArubaOS 2.3.

sysExtCardHwRevision

Syntax	DisplayString(Size(0..64))
Max-Access	read-only

Status	current
Description	Hardware revision of the card.
History	Added in ArubaOS 2.3.

sysExtCardFpgaRevision

Syntax	DisplayString(Size(0..64))
Max-Access	read-only
Status	current
Description	FPGA revision number.
History	Added in ArubaOS 2.3.

sysExtCardSwitchChip

Syntax	DisplayString(Size(0..64))
Max-Access	read-only
Status	current
Description	Switching chip version.
History	Added in ArubaOS 2.3.

sysExtCardStatus

Syntax	ArubaActiveState
Max-Access	read-only
Status	current
Description	Status of the card.
History	Added in ArubaOS 2.3.

sysExtCardUserSlot

Syntax	Integer32
Max-Access	read-only
Status	current
Description	User-visible (zero-based) slot number.
History	Added in ArubaOS 2.3.

wlsxSysExtFanTable

The objects of the wlsx System External Fan table list the fans of the controller.

Table 84 *wlsxSysExtFanTable OID*

Object	Object ID	
wlsxSysExtFanEntry	1.3.6.1.4.1.14823.2.2.1.2.1.17.1	wlsxSysExtFanTable 1
sysExtFanIndex	1.3.6.1.4.1.14823.2.2.1.2.1.17.1	wlsxSysExtFanEntry 1
sysExtFanStatus	1.3.6.1.4.1.14823.2.2.1.2.1.17.2	wlsxSysExtFanEntry 2

wlsxSysExtFanEntry

Syntax	wlsxSysExtFanEntry
Max-Access	not-accessible
Status	current
Description	An entry for one fan.
History	Added in ArubaOS 2.3.

sysExtFanIndex

Syntax	Integer32
Max-Access	not-accessible
Status	current
Description	Index of the table.
History	Added in ArubaOS 2.3.

sysExtFanStatus

Syntax	ArubaActiveState
Max-Access	read-only
Status	current
Description	Status of the fan.
History	Added in ArubaOS 2.3.

wlsxSysExtPowerSupplyTable

The objects of the wlsx Sys External Power Supply table list the power supplies in the controller.

Syntax	Sequence Of wlsxSysExtPowerSupplyEntry
Max-Access	not-accessible

Status	current
Description	The table of power supplies in the controller.
History	Added in ArubaOS 2.3.

Table 85 *wlsxSysExtPowerSupplyTable*

Object	Object ID	
wlsxSysExtPowerSupplyEntry	1.3.6.1.4.1.14823.2.2.1.2.1.18.1	wlsxSysExtPowerSupplyTable 1
sysExtPowerSupplyIndex	1.3.6.1.4.1.14823.2.2.1.2.1.18.1.1	wlsxSysExtPowerSupplyEntry 1
sysExtPowerSupplyStatus	1.3.6.1.4.1.14823.2.2.1.2.1.18.1.2	wlsxSysExtPowerSupplyEntry 2

wlsxSysExtPowerSupplyEntry

Syntax	wlsxSysExtPowerSupplyEntry
Max-Access	not-accessible
Status	current
Description	An entry for one power supply.
History	Added in ArubaOS 2.3.

sysExtPowerSupplyIndex

Syntax	Integer32
Max-Access	not-accessible
Status	current
Description	Index of the table.
History	Added in ArubaOS 2.3.

sysExtPowerSupplyStatus

Syntax	ArubaActiveState
Max-Access	read-only
Status	current
Description	Status of the power supply.
History	Added in ArubaOS 2.3.

wlsxSysExtSwitchListTable

The objects of the wlsx System External Switch List table contain all the controllers in the domain. This table is only valid when queried from the master controller.

Syntax	Sequence Of wlsxSysExtSwitchListEntry
Max-Access	not-accessible
Status	current
Description	This table will list all the controllers in the Dell Switch Domain. It will be populated only on the master controller. Local controllers return empty table.

Table 86 *wlsxSysExtSwitchListTable OIDs*

Object	Object ID
wlsxSysExtSwitchListEntry	1.3.6.1.4.1.14823.2.2.1.2.1.19.1
	wlsxSysExtSwitchListTable 1

Table 86 *wlsxSysExtSwitchListTable OIDs (Continued)*

Object	Object ID	
sysExtSwitchIPAddress	1.3.6.1.4.1.14823.2.2.1.2.1.19.1.1	wlsxSysExtSwitchListEntry 1
sysExtSwitchRole	1.3.6.1.4.1.14823.2.2.1.2.1.19.1.2	wlsxSysExtSwitchListEntry 2
sysExtSwitchLocation	1.3.6.1.4.1.14823.2.2.1.2.1.19.1.3	wlsxSysExtSwitchListEntry 3
sysExtSwitchSWVersion	1.3.6.1.4.1.14823.2.2.1.2.1.19.1.4	wlsxSysExtSwitchListEntry 4
sysExtSwitchStatus	1.3.6.1.4.1.14823.2.2.1.2.1.19.1.5	wlsxSysExtSwitchListEntry 5
sysExtSwitchName	1.3.6.1.4.1.14823.2.2.1.2.1.19.1.6	wlsxSysExtSwitchListEntry 6
sysExtSwitchSerNo	1.3.6.1.4.1.14823.2.2.1.2.1.19.1.7	wlsxSysExtSwitchListEntry 7

wlsxSysExtSwitchListEntry

Syntax	wlsxSysExtSwitchListEntry
Max-Access	not-accessible
Status	current
Description	Switch list entry.
Index	{ sysExtSwitchIPAddress}
History	Added in ArubaOS 2.3.

sysExtSwitchIPAddress

Syntax	IpAddress
Max-Access	not-accessible
Status	current
Description	IP address of the controller.
History	Added in ArubaOS 2.3.

sysExtSwitchRole

Syntax	ArubaSwitchRole
Max-Access	read-only
Status	current
Description	Role of the switch.
History	Added in ArubaOS 2.3.

sysExtSwitchLocation

Syntax	DisplayString(Size(0..64))
Max-Access	read-only
Status	current
Description	Location of the controller.
History	Added in ArubaOS 2.3.

sysExtSwitchSWVersion

Syntax	DisplayString(Size(0..64))
---------------	----------------------------

Max-Access	read-only
Status	current
Description	Software version the controller is running.
History	Added in ArubaOS 2.3.

sysExtSwitchStatus

Syntax	ArubaActiveState
Max-Access	read-only
Status	current
Description	Status of the controller.
History	Added in ArubaOS 2.3.

sysExtSwitchName

Syntax	DisplayString(Size(0..128))
Max-Access	read-only
Status	current
Description	Host name of the controller.
History	Added in ArubaOS 2.3.

sysExtSwitchSerNo

Syntax	DisplayString(Size(0..32))
Max-Access	read-only
Status	current
Description	Serial number of the controller.
History	Added in ArubaOS 2.3.

wlsxSysExtSwitchLicenseTable

The objects of the wlsx External Switch License table list the valid licenses installed on the controller.

Table 87 *wlsxSysExtSwitchLicenseTable OIDs*

Object	Object ID	
wlsxSysExtLicenseEntry	1.3.6.1.4.1.14823.2.2.1.2.1.20.1	wlsxSysExtSwitchLicenseTable 1
sysExtLicenseIndex	1.3.6.1.4.1.14823.2.2.1.2.1.20.1.1	wlsxSysExtLicenseEntry 1

Table 87 *wlsxSysExtSwitchLicenseTable OIDs (Continued)*

Object	Object ID	
sysExtLicenseKey	1.3.6.1.4.1.14823.2.2.1.2.1.20.1.2	wlsxSysExtLicenseEntry 2
sysExtLicenseInstalled	1.3.6.1.4.1.14823.2.2.1.2.1.20.1.3	wlsxSysExtLicenseEntry 3
sysExtLicenseExpires	1.3.6.1.4.1.14823.2.2.1.2.1.20.1.4	wlsxSysExtLicenseEntry 4
sysExtLicenseFlags	1.3.6.1.4.1.14823.2.2.1.2.1.20.1.5	wlsxSysExtLicenseEntry 5
sysExtLicenseService	1.3.6.1.4.1.14823.2.2.1.2.1.20.1.6	wlsxSysExtLicenseEntry 6

wlsxSysExtLicenseEntry

Syntax	wlsxSysExtLicenseEntry
Max-Access	not-accessible
Status	current
Description	License entry.
Index	{ sysExtLicenseIndex }
History	Added in ArubaOS 2.3.

sysExtLicenseIndex

Syntax	Integer32
Max-Access	not-accessible
Status	current
Description	License ID number.
History	Added in ArubaOS 2.3.

sysExtLicenseKey

Syntax	DisplayString
Max-Access	read-only
Status	current
Description	License key.
History	Added in ArubaOS 2.3.

sysExtLicenseInstalled

Syntax	DisplayString
Max-Access	read-only
Status	current
Description	License installation time.
History	Added in ArubaOS 2.3.

sysExtLicenseExpires

Syntax	DisplayString
---------------	---------------

Max-Access	read-only
Status	current
Description	License expiry time.
History	Added in ArubaOS 2.3.

sysExtLicenseFlags

Syntax	DisplayString
Max-Access	read-only
Status	current
Description	License flags E - enabled A - auto-generated R - reboot required to activate
History	Added in ArubaOS 2.3.

sysExtLicenseService

Syntax	DisplayString
Max-Access	read-only
Status	current
Description	The service enabled by this license.
History	Added in ArubaOS 2.3.

wlsxSysExtStorageTable

The objects of the wlsx Sys External Storage lists the storage devices contained by the controller.

Table 88 *wlsxSysExtStorageTable OIDs*

Object	Object ID	
wlsxSysExtStorageEntry	1.3.6.1.4.1.14823.2.2.1.2.1.14.1	wlsxSysExtStorageTable 1
sysExtStorageIndex	1.3.6.1.4.1.14823.2.2.1.2.1.14.1.1	wlsxSysExtStorageEntry 1
sysExtStorageType	1.3.6.1.4.1.14823.2.2.1.2.1.14.1.2	wlsxSysExtStorageEntry 2
sysExtStorageSize	1.3.6.1.4.1.14823.2.2.1.2.1.14.1.3	wlsxSysExtStorageEntry 3
sysExtStorageUsed	1.3.6.1.4.1.14823.2.2.1.2.1.14.1.4	wlsxSysExtStorageEntry 4
sysExtStorageName	1.3.6.1.4.1.14823.2.2.1.2.1.14.1.5	wlsxSysExtStorageEntry 5

wlsxSysExtStorageEntry

Syntax	wlsxSysExtStorageEntry
Max-Access	not-accessible
Status	current
Description	An entry for one long-term storage device contained by the controller.
Index	{ sysExtStorageIndex }

sysExtStorageIndex

Syntax	Integer32
Max-Access	not-accessible
Status	current
Description	Index of the table.

sysExtStorageType

Syntax	Integer ram(1) flashMemory(2)
Max-Access	read-only
Status	current
Description	Type of the storage.

sysExtStorageSize

Syntax	Integer32
Max-Access	read-only
Status	current
Description	Total size of the storage file system in MB.

sysExtStorageUsed

Syntax	Integer32
Max-Access	read-only
Status	current
Description	Used storage in MB.

sysExtStorageName

Syntax	DisplayString(Size(0..64))
Max-Access	read-only
Status	current
Description	Name of the storage file system.

wlsxSysExtMemoryTable

The objects of the wlsx System External Memory table contain the memory status of the controller.

Table 89 *wlsxSysExtMemoryTable OIDs*

Object	Object ID	
wlsxSysExtMemoryEntry	1.3.6.1.4.1.14823.2.2.1.2.1.15.1	wlsxSysExtMemoryTable 1
sysExtMemoryIndex	1.3.6.1.4.1.14823.2.2.1.2.1.15.1.1	wlsxSysExtMemoryEntry 1
sysExtMemorySize	1.3.6.1.4.1.14823.2.2.1.2.1.15.1.2	wlsxSysExtMemoryEntry 2
sysExtMemoryUsed	1.3.6.1.4.1.14823.2.2.1.2.1.15.1.3	wlsxSysExtMemoryEntry 3
sysExtMemoryFree	1.3.6.1.4.1.14823.2.2.1.2.1.15.1.4	wlsxSysExtMemoryEntry 4

wlsxSysExtMemoryEntry

Syntax	wlsxSysExtMemoryEntry
Max-Access	not-accessible
Status	current
Description	An entry for one memory region on the controller. Currently, only the CP region is monitored.
Index	{ sysExtMemoryIndex }

sysExtMemoryIndex

Syntax	Integer32
Max-Access	not-accessible
Status	current
Description	Index of the table.

sysExtMemorySize

Syntax	Integer32
Max-Access	read-only
Status	current
Description	Total memory in KB.

sysExtMemoryUsed

Syntax	Integer32
Max-Access	read-only
Status	current
Description	Used memory in KB.

sysExtMemoryFree

Syntax	Integer32
Max-Access	read-only
Status	current
Description	Free memory in KB.

wlsxSystemExtTableGenNumberGroup

The objects of the wlsx System External Table Generated Number group list the number of modifications that occurred since the last reboot.

Table 90 *wlsxSystemExtTableGenNumberGroup OIDs*

Object	Object ID	
wlsxSysExtUserTableGenNumber	1.3.6.1.4.1.14823.2.2.1.2.2.1	wlsxSystemExtTableGenNumberGroup 1
wlsxSysExtAPBssidTableGenNumber	1.3.6.1.4.1.14823.2.2.1.2.2.2	wlsxSystemExtTableGenNumberGroup 2
wlsxSysExtAPRadioTableGenNumber	1.3.6.1.4.1.14823.2.2.1.2.2.3	wlsxSystemExtTableGenNumberGroup 3
wlsxSysExtAPTableGenNumber	1.3.6.1.4.1.14823.2.2.1.2.2.4	wlsxSystemExtTableGenNumberGroup 4
wlsxSysExtSwitchListTableGenNumber	1.3.6.1.4.1.14823.2.2.1.2.2.5	wlsxSystemExtTableGenNumberGroup 5
wlsxSysExtPortTableGenNumber	1.3.6.1.4.1.14823.2.2.1.2.2.	wlsxSystemExtTableGenNumberGroup 6
wlsxSysExtVlanTableGenNumber	1.3.6.1.4.1.14823.2.2.1.2.2.	wlsxSystemExtTableGenNumberGroup 7
wlsxSysExtVlanInterfaceTableGenNumber	1.3.6.1.4.1.14823.2.2.1.2.2.	wlsxSystemExtTableGenNumberGroup 8
wlsxSysExtLicenseTableGenNumber	1.3.6.1.4.1.14823.2.2.1.2.2.	wlsxSystemExtTableGenNumberGroup 9
wlsxSysExtMonAPTableGenNumber	1.3.6.1.4.1.14823.2.2.1.2.2.	wlsxSystemExtTableGenNumberGroup 10
wlsxSysExtMonStationTableGenNumber	1.3.6.1.4.1.14823.2.2.1.2.2.	wlsxSystemExtTableGenNumberGroup 11

wlsxSysExtUserTableGenNumber

Syntax	Integer32
Max-Access	read-only
Status	current
Description	This object denotes the number of times the user table was modified since reboot.
History	Added in version 3.1

wlsxSysExtAPBssidTableGenNumber

Syntax	Integer32
Max-Access	read-only
Status	current
Description	This object denotes the number of times the AP BSSID table was modified since reboot.
History	Added in version 3.1

wlsxSysExtAPRadioTableGenNumber

Syntax	Integer32
Max-Access	read-only
Status	current
Description	This object denotes the number of times the radio table was modified since reboot.
History	Added in version 3.1

wlsxSysExtAPTableGenNumber

Syntax	Integer32
Max-Access	read-only
Status	current
Description	This object denotes the number of times the AP table was modified since reboot.
History	Added in version 3.1.

wlsxSysExtSwitchListTableGenNumber

Syntax	Integer32
Max-Access	read-only

Status	current
Description	This object denotes the number of times the switch list table was modified since reboot.
History	Added in version 3.1.

wlsxSysExtPortTableGenNumber

Syntax	Integer32
Max-Access	read-only
Status	current
Description	This object denotes the number of times the port table was modified since reboot.
History	Added in version 3.1.

wlsxSysExtVlanTableGenNumber

Syntax	Integer32
Max-Access	read-only
Status	current
Description	This object denotes the number of times the VLAN table was modified since reboot.
History	Added in version 3.1.

wlsxSysExtVlanInterfaceTableGenNumber

Syntax	Integer32
Max-Access	read-only
Status	current
Description	This object denotes the number of times the VLAN Interface table was modified since reboot.
History	Added in version 3.1.

wlsxSysExtLicenseTableGenNumber

Syntax	Integer32
Max-Access	read-only
Status	current
Description	This object denotes the number of times the license table was modified since reboot.
History	Added in version 3.1.

wlsxSysExtMonAPTableGenNumber

Syntax	Integer32
Max-Access	read-only

Status	current
Description	This object denotes the number of times the monitored AP table was modified since reboot.
History	Added in version 3.1.

wlsxSysExtMonStationTableGenNumber

Syntax	Integer32
Max-Access	read-only
Status	current
Description	This object denotes the number of times the monitored station table was modified since reboot.
History	Added in version 3.1

This chapter provides information about the Textual Conventions, which define the data structures of Dell object types. Textual Conventions are found in the file *aruba-tc.my*. For information about downloading Dell MIB files, see [“Downloading MIB Files” on page 23](#).



Note: Textual Conventions do not have OIDs.

Following is a list of the Textual Conventions, which are described below.

ArubaEnableValue	ArubaEncryptionMethods	ArubaDBType
ArubaFrameType	ArubaHashAlgorithms	ArubaVrrpState
ArubaPhyType	ArubaVLANValidRange	ArubaOperStateValue
ArubaHTMode	ArubaPortMode	ArubaAntennaSetting
ArubaHTextChannel	ArubaDot1dState	ArubaAPStatus
ArubaSwitchRole	ArubaPoeState	ArubaPortSpeed
ArubaSupportStatus	ArubaCardType	ArubaPortDuplex
ArubaActiveState	ArubaESIServerMode	ArubaPortType
ArubaACLDomain	ArubaESIServerStatus	ArubaEnet1Mode
ArubaACLNetworkServiceType	ArubaIfType	ArubaUnprovisionedStatus
ArubaACLAction	ArubaVoipProtocolType	ArubaMonitorMode
ArubaDaysOfWeek	ArubaAccessPointMode	ArubaMeshRole
ArubaAuthenticationMethods	ArubaAuthServerType	ArubaHTRate
ArubaRogueApType	ArubaAddressType	
ArubaStationType	ArubaBlackListReason	

ArubaEnableValue

Syntax	Integer enable(1) disable(2)
Status	current
Description	Represents a flag which is either enabled or disabled.

ArubaFrameType

Syntax	Integer associateRequest(0) associateResponse(1) reassociateRequest(2) reassociateResponse(3) probeRequest(4) probeResponse(5) beacon(8) atim(9) disassociate(10) auth(11) deauth(12)
Status	current
Description	Represents the frame type.
History	Updated in ArubaOS 3.1—syntax

ArubaPhyType

Syntax	Integer dot11a(1) dot11b(2) dot11g(3) dot11ag(4) wired(5)
Status	current
Description	Represents the PHY of the access point.
History	Updated in ArubaOS 3.1—syntax, wired(5)

ArubaHTMode

Syntax	Integer none(1) ht20(2) ht40(3)
Status	current

Description	Represents the HT status of the access point or client.
History	Added in ArubaOS 3.3.0.0.

ArubaHTextChannel

Syntax	Integer none(1) above(2) below(3) }
Description	Represents the extension channel offset relative to the current channel.
Status	current
History	Added in ArubaOS 3.3.0.0.

ArubaSwitchRole

Syntax	Integer master(1) local(2) backupmaster(3)
Status	current
Description	Represents the role of the controller.

ArubaSupportStatus

Syntax	Integer unsupported(1) supported(2)
Status	current
Description	Represents if a feature is supported or unsupported.

ArubaActiveState

Syntax	Integer active(1) inactive(2)
Status	current
Description	Represents if a feature is supported or unsupported.

ArubaACLDomain

Syntax	Integer alias(1) any(2) user(3) host(4) network(5)
Status	current

Description

Represents both the source and destination to which an ACL rule will be applied.

ArubaACLNetworkServiceType

Syntax	Integer alias(1) any(2) tcp(3) udp(4) protocol(5)
Status	current
Description	Represents the network service in an ACL Rule.

ArubaACLAction

Syntax	Integer deny(1) permit(2) srcNAT(3) dstNAT(4) redirect(5)
Status	current
Description	Represents the actions in an ACL rule.

ArubaDaysOfWeek

Syntax	Integer sun(1) mon(2) tue(3) wed(4) thu(5) fri(6) sat(7)
Status	current
Description	Represents the actions of an ACL rule.

ArubaAuthenticationMethods

Syntax	Integer none(0) web(1) mac(2) vpn(3) dot1x(4) kerberos(5) secureId(7) pubcookie(15) xSec(16) xSecMachine(17) other(255)
Status	current
Description	Authentication method.

ArubaSubAuthenticationMethods

Syntax	Integer authPAP(1) authCHAP(2) authMSCHAP(3) authMSCHAPv2(4) eapTLS(5) eapTTLS(6) eapLEAP(7) eapMD5(8)
Status	current
Description	Sub-authentication (e.g., EAP type).

ArubaRogueApType

Syntax	Integer valid(1) interfering(2) unsecure(3) dos(4) unknown(5) knownInterfering(6)
Status	current
Description	Represents the rogue AP type.

ArubaStationType

Syntax	Integer valid(1) interfering(2) dos(3)
Status	current
Description	Represents the station type.

ArubaEncryptionMethods

Syntax	Bits disabled(0) static-wep(1) dynamic-wep(2) static-wpa(3) dynamic-wpa(4) wpa2-psk-aes(5) wpa2-8021x-aes(6) wpa2PreAuth(7) xsec(8) wpa-psk-aes(9) wpa-aes(10) wpa2-psk-tkip(11) wpa2-8021x-tkip(12)
Status	current
Description	Represents the actions in an ACL rule.
History	Updated in ArubaOS 3.1—syntax items (10), (11), (12)

ArubaHashAlgorithms

Syntax	Integer md5(1) sha(2)
Status	current
Description	Represents the actions in an ACL rule.

ArubaVLANValidRange

Syntax	Integer(1..4095)
Status	current
Description	Represents the valid VLAN ID range.

ArubaPortMode

Syntax	Integer access(1) dot1q(2)}
Status	current
Description	Represents the switch port mode.

ArubaDot1dState

Syntax	Integer disabled(1), blocked(2), listening(3), learning(4), forwarding(5)
Status	current
Description	Represents the switch port mode.
History	Updated in ArubaOS 3.1—syntax, addition of items (2)–(5)

ArubaPoeState

Syntax	Integer disabled(1) enabled(2) enabledCisco(3)
Status	current
Description	Represents the switch port mode.

ArubaCardType

Syntax	Integer lc1(1) lc2(2) sc1(3) sc2(4) sw2400(5) sw800(6) sw200(7) m3mk1(8) sw3200(9) sw3400(10) sw3600(11)
Status	current
Description	Type of the hardware module.

History

Updated in ArubaOS 3.1—syntax, addition of items (8)–(11)

ArubaESIServerMode

Syntax	Integer bridged(1) routed(2) nat(3)
Status	current
Description	The mode of the ESI server.
History	Updated in ArubaOS 3.1—addition of nat(3)

ArubaESIServerStatus

Syntax	Integer up(1) down(2)
Status	current
Description	The status of the ESI server.

ArubaIfType

Syntax	Integer port(1) VLAN(2) tunnel(3) loopback(4)
Status	current
Description	The type interface referred to by the value of ifIndex.

ArubaVoipProtocolType

Syntax	Integer sccp(1) svp(2) vocera(3) sip(4) unknown(10)
Status	current
Description	The type of VoIP protocols supported.

ArubaAccessPointMode

Syntax	Integer airMonitor(1), accessPoint(2), accessPointAndMonitor(3) meshPortal(4) meshPoint(5)
Status	current
Description	The mode of the access point.
History	Update in ArubaOS 3.2.0.0.—addition of items (4) and (5) in Syntax.

ArubaAuthServerType

Syntax	Integer internaldb(1) radius(2) ldap(3) kerberos(4) tacacs(5)
Status	current
Description	The mode of the access point.

ArubaAddressType

Syntax	Integer srcAddress(1), dstAddress(2), bssid(3)
Status	current
Description	Address type.

ArubaBlackListReason

Syntax	Integer userDefined(1) mitmAttack(2) authFailure(3) pingFlood(4) sessionFlood(5) synFlood(6) sessionBlacklist(7) ipSpoofing(8) other(100)
Status	current
Description	Black list reason.

ArubaDBType

Syntax	Integer mssql(1) mysql(2)
Status	current
Description	Database type.

ArubaVrrpState

Syntax	Integer initialize(1) backup(2) master(3)
Status	current
Description	Database type.

ArubaOperStateValue

Syntax	Integer up(1) down(2) testing(3)
Syntax	current
Description	Represents operational state of an interface.

ArubaAntennaSetting

Syntax	Integer notPresent(1) enabled(2) disabled(3)
Syntax	current
Description	Represents the status of the external antenna.

ArubaAPStatus

Syntax	Integer up(1) down(2)
Status	current
Description	The status of the access point.

ArubaPortSpeed

Syntax	Integer speed10Mbps(1) speed100Mbps(2) speed1000Mbps(3) speedAuto(4) speed10Gbps(5)
Status	current
Description	Port speed.
History	Update in ArubaOS 3.2.0.0.—addition of item (5) in Syntax.

ArubaPortDuplex

Syntax	Integer half(1) full(2) auto(3)
Status	current
Description	Port duplexity.

ArubaPortType

Syntax	Integer fastethernet(1) gigabitethernet(2) xgigabitethernet(3)
Status	current
Description	Port type.
History	Update in ArubaOS 3.2.0.0.—addition of item (3) in Syntax.

ArubaEnet1Mode

Syntax	Integer activeStandby(1) tunnel(2) bridge(3) notApplicable(4)
Status	current
Description	Represents the mode of the Ethernet port on the access point.

ArubaUnprovisionedStatus

Syntax	Integer yes(1) no(2)
Status	current
Description	Represents whether the AP is provisioned or not.

ArubaMonitorMode

Syntax	Integer
Status	current
Description	Represents whether the AP has any radios dedicated to monitoring.

ArubaConfigurationState

Syntax	Integer success(1), error(2)
Status	current
Description	Configuration transfer types.
History	Added in ArubaOS 3.1

ArubaConfigurationChangeType

Syntax	Integer create(1) delete(2) modify(3)
Status	current
Description	Configuration change types.
History	Added in ArubaOS 3.1

ArubaCallStates

Syntax	Integer idle(0) initiated(1) connecting(2) delivered(3) connected(4) offered(5) alerting(6) releasing(7) cancelling(8) transient(9) dummy503(10) succ(11), fail(12) aborted(13) blocked(14)
Status	current
Description	The call state.
History	Added in ArubaOS 3.1

ArubaVoipProtocol

Syntax	Integer sccp(1) svp(2) vocera(3) sip(9) ua(11)
Status	current
Description	VoIP protocol used.
History	Added in ArubaOS 3.1

ArubaVoipRegState

Syntax	Integer unkown(0) registering(1) unregistering(2) challenge(3) registered(4) unregistered(5)
Status	current
Description	VoIP registered state.
History	Added in ArubaOS 3.1

ArubaVoiceCdrDirection

Syntax	Integer og(0) ic(1)
Status	current
Description	VoIP CDR direction.
History	Added in ArubaOS 3.1

ArubaVoiceCacBit

Syntax	Bits cacActiveLoadBalancing(0) cacHighCapThresholdReached(1) cacHandRsrvThresholdReached(2) cacPeakCapacityReached(3)
Status	current
Description	Voice CAC bit flags.
History	Added in ArubaOS 3.1

ArubaMeshRole

Syntax	Integer nonmesh(0) point(1) portal(2)
Status	current
Description	Mesh role.
History	Added in ArubaOS 3.2.0.0.

ArubaHTRate

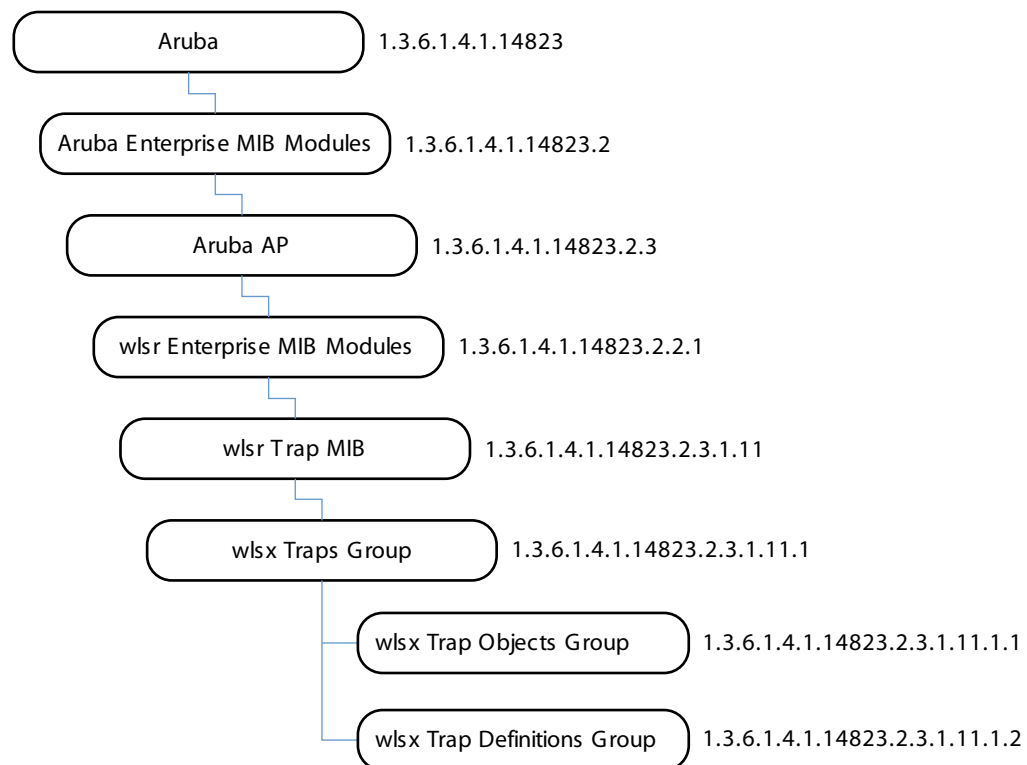
Syntax	Integer unknown(0) ht6dot5(1) ht13(2) ht13dot5(3) ht15(4) ht19dot5(5) ht26(6) ht27(7) ht30(8) ht39(9) ht40dot5(10) ht45(11) ht52(12) ht54(13) ht58dot5(14) ht60(15) ht65(16) ht78(17) ht81(18) ht90(19) ht104(20) ht108(21) ht117(22) ht120(23) ht121dot5(24) ht130(25) ht135(26) ht150(27) ht162(28) ht180(29) ht216(30) ht240(31) ht243(32) ht270(33) ht300(34)
Status	current
Description	Represents HT rate.
History	Added in ArubaOS 3.2.0.0.

This module defines the Traps that can be generated by the controller. Traps are MIB objects (variables) that transmit information to the SNMP Manager when an event occurs. Traps are included as varbinds (variable bindings) in the trap protocol data unit (PDU). Varbinds are defined in the *Description* section below.

Figure 15 shows the architecture of the Traps MIB relative to 1.3.6.1.4.1.14823 (iso.org.dod.internet.private.enterprise.aruba). The Traps are listed in the file *aruba-trap.my* MIB file. For information about downloading Dell MIB files, see “[Downloading MIB Files](#)” on page 23.

Trap Hierarchy

Figure 15 Trap Hierarchy



Other traps are described in the following sections of this reference guide:

- “[wlsrTrapObjectsGroup](#)” on page 88 (AP and AM)
- “[wlsrTrapsGroup](#)” on page 92 (AP and AM)
- “[wlsxSwitchTraps Group](#)” on page 268 (Switch)
- “[Switch Traps–Notifications](#)” on page 277 (Switch)
- “[Platform Traps](#)” on page 281 (Switch)
- “[IPv6 Authentication Traps](#)” on page 286 (Switch)

wlsx Trap Objects Group

Table 91 *wlsxTraps Object Group OIDs*

Object	Object ID	
wlsxTrapAPMacAddress	1.3.6.1.4.1.14823.2.3.1.11.1.1.1	wlsxTrapObjectsGroup 1
wlsxTrapAPIpAddress	1.3.6.1.4.1.14823.2.3.1.11.1.1.2	wlsxTrapObjectsGroup 2
wlsxTrapAPBSSID	1.3.6.1.4.1.14823.2.3.1.11.1.1.3	wlsxTrapObjectsGroup 3
wlsxTrapEssid	1.3.6.1.4.1.14823.2.3.1.11.1.1.4	wlsxTrapObjectsGroup 4
wlsxTrapTargetAPBSSID	1.3.6.1.4.1.14823.2.3.1.11.1.1.5	wlsxTrapObjectsGroup 5
wlsxTrapTargetAPSSID	1.3.6.1.4.1.14823.2.3.1.11.1.1.6	wlsxTrapObjectsGroup 6
wlsxTrapTargetAPChannel	1.3.6.1.4.1.14823.2.3.1.11.1.1.7	wlsxTrapObjectsGroup 7
wlsxTrapNodeMac	1.3.6.1.4.1.14823.2.3.1.11.1.1.8	wlsxTrapObjectsGroup 8
wlsxTrapSourceMac	1.3.6.1.4.1.14823.2.3.1.11.1.1.9	wlsxTrapObjectsGroup 9
wlsxReceiverMac	1.3.6.1.4.1.14823.2.3.1.11.1.1.10	wlsxTrapObjectsGroup 10
wlsxTrapTransmitterMac	1.3.6.1.4.1.14823.2.3.1.11.1.1.11	wlsxTrapObjectsGroup 11
wlsxTrapReceiverMac	1.3.6.1.4.1.14823.2.3.1.11.1.1.12	wlsxTrapObjectsGroup 12
wlsxTrapSnr	1.3.6.1.4.1.14823.2.3.1.11.1.1.13	wlsxTrapObjectsGroup 13
wlsxTrapSignatureName	1.3.6.1.4.1.14823.2.3.1.11.1.1.14	wlsxTrapObjectsGroup 14
wlsxTrapFrameType	1.3.6.1.4.1.14823.2.3.1.11.1.1.15	wlsxTrapObjectsGroup 15
wlsxTrapAddressType	1.3.6.1.4.1.14823.2.3.1.11.1.1.16	wlsxTrapObjectsGroup 16
wlsxTrapAPLocation	1.3.6.1.4.1.14823.2.3.1.11.1.1.17	wlsxTrapObjectsGroup 17
wlsxTrapAPChannel	1.3.6.1.4.1.14823.2.3.1.11.1.1.18	wlsxTrapObjectsGroup 18
wlsxTrapAPTxPower	1.3.6.1.4.1.14823.2.3.1.11.1.1.19	wlsxTrapObjectsGroup 19
wlsxTrapMatchedMac	1.3.6.1.4.1.14823.2.3.1.11.1.1.20	wlsxTrapObjectsGroup 20
wlsxTrapMatchedIp	1.3.6.1.4.1.14823.2.3.1.11.1.1.21	wlsxTrapObjectsGroup 21
wlsxTrapRogueIfoURL	1.3.6.1.4.1.14823.2.3.1.11.1.1.22	wlsxTrapObjectsGroup 22
wlsxTrapVLANId	1.3.6.1.4.1.14823.2.3.1.11.1.1.23	wlsxTrapObjectsGroup 23
wlsxTrapAdminStatus	1.3.6.1.4.1.14823.2.3.1.11.1.1.24	wlsxTrapObjectsGroup 24
wlsxTrapOperStatus	1.3.6.1.4.1.14823.2.3.1.11.1.1.25	wlsxTrapObjectsGroup 25
wlsxTrapAuthServerName	1.3.6.1.4.1.14823.2.3.1.11.1.1.26	wlsxTrapObjectsGroup 26
wlsxTrapAuthServerTimeout	1.3.6.1.4.1.14823.2.3.1.11.1.1.27	wlsxTrapObjectsGroup 27
wlsxTrapCardSlot	1.3.6.1.4.1.14823.2.3.1.11.1.1.28	wlsxTrapObjectsGroup 28
wlsxTrapTemperatureValue	1.3.6.1.4.1.14823.2.3.1.11.1.1.29	wlsxTrapObjectsGroup 29
wlsxTrapProcessName	1.3.6.1.4.1.14823.2.3.1.11.1.1.30	wlsxTrapObjectsGroup 30
wlsxTrapFanNumber	1.3.6.1.4.1.14823.2.3.1.11.1.1.31	wlsxTrapObjectsGroup 31
wlsxTrapVoltageType	1.3.6.1.4.1.14823.2.3.1.11.1.1.32	wlsxTrapObjectsGroup 32
wlsxTrapVoltageValue	1.3.6.1.4.1.14823.2.3.1.11.1.1.33	wlsxTrapObjectsGroup 33

Table 91 *wlsxTraps Object Group OIDs (Continued)*

Object	Object ID	
wlsxTrapStationBlackListReason	1.3.6.1.4.1.14823.2.3.1.11.1.1.34	wlsxTrapObjectsGroup 34
wlsxTrapSpoofedIpAddress	1.3.6.1.4.1.14823.2.3.1.11.1.1.35	wlsxTrapObjectsGroup 35
wlsxTrapSpoofedOldPhyAddress	1.3.6.1.4.1.14823.2.3.1.11.1.1.36	wlsxTrapObjectsGroup 36
wlsxTrapSpoofedNewPhyAddress	1.3.6.1.4.1.14823.2.3.1.11.1.1.37	wlsxTrapObjectsGroup 37
wlsxTrapDBName	1.3.6.1.4.1.14823.2.3.1.11.1.1.38	wlsxTrapObjectsGroup 38
wlsxTrapDBUserName	1.3.6.1.4.1.14823.2.3.1.11.1.1.39	wlsxTrapObjectsGroup 39
wlsxTrapDBIpAddress	1.3.6.1.4.1.14823.2.3.1.11.1.1.40	wlsxTrapObjectsGroup 40
wlsxTrapDBType	1.3.6.1.4.1.14823.2.3.1.11.1.1.41	wlsxTrapObjectsGroup 41
wlsxTrapVrrpID	1.3.6.1.4.1.14823.2.3.1.11.1.1.42	wlsxTrapObjectsGroup 42
wlsxTrapVrrpMasterIp	1.3.6.1.4.1.14823.2.3.1.11.1.1.43	wlsxTrapObjectsGroup 43
wlsxTrapVrrpOperState	1.3.6.1.4.1.14823.2.3.1.11.1.1.44	wlsxTrapObjectsGroup 44
wlsxTrapESIServerGrpName	1.3.6.1.4.1.14823.2.3.1.11.1.1.45	wlsxTrapObjectsGroup 45
wlsxTrapESIServerName	1.3.6.1.4.1.14823.2.3.1.11.1.1.46	wlsxTrapObjectsGroup 46
wlsxTrapESIServerIpAddress	1.3.6.1.4.1.14823.2.3.1.11.1.1.47	wlsxTrapObjectsGroup 47
wlsxTrapLicenseDaysRemaining	1.3.6.1.4.1.14823.2.3.1.11.1.1.48	wlsxTrapObjectsGroup 48
wlsxTrapSwitchIp	1.3.6.1.4.1.14823.2.3.1.11.1.1.49	wlsxTrapObjectsGroup 49
wlsxTrapSwitchRole	1.3.6.1.4.1.14823.2.3.1.11.1.1.50	wlsxTrapObjectsGroup 50
wlsxTrapUserIpAddress	1.3.6.1.4.1.14823.2.3.1.11.1.1.51	wlsxTrapObjectsGroup 51
wlsxTrapUserPhyAddress	1.3.6.1.4.1.14823.2.3.1.11.1.1.52	wlsxTrapObjectsGroup 52
wlsxTrapUserName	1.3.6.1.4.1.14823.2.3.1.11.1.1.53	wlsxTrapObjectsGroup 53
wlsxTrapUserRole	1.3.6.1.4.1.14823.2.3.1.11.1.1.54	wlsxTrapObjectsGroup 54
wlsxTrapUserAuthenticationMethod	1.3.6.1.4.1.14823.2.3.1.11.1.1.55	wlsxTrapObjectsGroup 55
wlsxTrapAPRadioNumber	1.3.6.1.4.1.14823.2.3.1.11.1.1.56	wlsxTrapObjectsGroup 56
wlsxTrapRogueInfoURL	1.3.6.1.4.1.14823.2.3.1.11.1.1.57	wlsxTrapObjectsGroup 57
wlsxTrapInterferingAPIInfoURL	1.3.6.1.4.1.14823.2.3.1.11.1.1.58	wlsxTrapObjectsGroup 58
wlsxTrapPortNumber	1.3.6.1.4.1.14823.2.3.1.11.1.1.59	wlsxTrapObjectsGroup 59
wlsxTrapTime	1.3.6.1.4.1.14823.2.3.1.11.1.1.60	wlsxTrapObjectsGroup 60
wlsxTrapHostIp	1.3.6.1.4.1.14823.2.3.1.11.1.1.61	wlsxTrapObjectsGroup 61
wlsxTrapHostPort	1.3.6.1.4.1.14823.2.3.1.11.1.1.62	wlsxTrapObjectsGroup 62
wlsxTrapConfigurationId	1.3.6.1.4.1.14823.2.3.1.11.1.1.63	wlsxTrapObjectsGroup 63
wlsxTrapCTSURL	1.3.6.1.4.1.14823.2.3.1.11.1.1.64	wlsxTrapObjectsGroup 64
wlsxTrapCTSTransferType	1.3.6.1.4.1.14823.2.3.1.11.1.1.65	wlsxTrapObjectsGroup 65
wlsxTrapConfigurationState	1.3.6.1.4.1.14823.2.3.1.11.1.1.66	wlsxTrapObjectsGroup 66
wlsxTrapUpdateFailureReason	1.3.6.1.4.1.14823.2.3.1.11.1.1.67	wlsxTrapObjectsGroup 67

Table 91 *wlsxTraps Object Group OIDs (Continued)*

Object	Object ID	
wlsxTrapUpdateFailedObj	1.3.6.1.4.1.14823.2.3.1.11.1.1.68	wlsxTrapObjectsGroup 68
wlsxTrapTableEntryChangeType	1.3.6.1.4.1.14823.2.3.1.11.1.1.69	wlsxTrapObjectsGroup 69
wlsxTrapGlobalConfigObj	1.3.6.1.4.1.14823.2.3.1.11.1.1.70	wlsxTrapObjectsGroup 70
wlsxTrapTableGenNumber	1.3.6.1.4.1.14823.2.3.1.11.1.1.71	wlsxTrapObjectsGroup 71
wlsxTrapLicenseId	1.3.6.1.4.1.14823.2.3.1.11.1.1.72	wlsxTrapObjectsGroup 72
wlsxTrapConfidenceLevel	1.3.6.1.4.1.14823.2.3.1.11.1.1.73	wlsxTrapObjectsGroup 73
wlsxTrapMissingLicenses	1.3.6.1.4.1.14823.2.3.1.11.1.1.74	wlsxTrapObjectsGroup 74
wlsxVoiceCurrentNumCdr	1.3.6.1.4.1.14823.2.3.1.11.1.1.75	wlsxTrapObjectsGroup 75
wlsxTrapTunnelId	1.3.6.1.4.1.14823.2.3.1.11.1.1.76	wlsxTrapObjectsGroup 76
wlsxTrapTunnelStatus	1.3.6.1.4.1.14823.2.3.1.11.1.1.77	wlsxTrapObjectsGroup 77
wlsxTrapTunnelUpReason	1.3.6.1.4.1.14823.2.3.1.11.1.1.78	wlsxTrapObjectsGroup 78
wlsxTrapTunnelDownReason	1.3.6.1.4.1.14823.2.3.1.11.1.1.79	wlsxTrapObjectsGroup 79
wlsxTrapApSerialNumber	1.3.6.1.4.1.14823.2.3.1.11.1.1.80	wlsxTrapObjectsGroup 80
wlsxTraptimeStr	1.3.6.1.4.1.14823.2.3.1.11.1.1.81	wlsxTrapObjectsGroup 81
wlsxTrapMasterIp	1.3.6.1.4.1.14823.2.3.1.11.1.1.82	wlsxTrapObjectsGroup 82
wlsxTrapLocalIp	1.3.6.1.4.1.14823.2.3.1.11.1.1.83	wlsxTrapObjectsGroup 83
wlsxTrapMasterName	1.3.6.1.4.1.14823.2.3.1.11.1.1.84	wlsxTrapObjectsGroup 84
wlsxTrapLocalName	1.3.6.1.4.1.14823.2.3.1.11.1.1.85	wlsxTrapObjectsGroup 85
wlsxTrapPrimaryControllerIp	1.3.6.1.4.1.14823.2.3.1.11.1.1.86	wlsxTrapObjectsGroup 86
wlsxTrapBackupControllerIp	1.3.6.1.4.1.14823.2.3.1.11.1.1.87	wlsxTrapObjectsGroup 87

wlsxTrapAPMacAddress

Syntax	MacAddress
Max-Access	accessible-for-notify
Status	current
Description	This object is used in the trap to indicate the wired MAC address of an access point.

wlsxTrapAPIpAddress

Syntax	IpAddress
Max-Access	accessible-for-notify
Status	current
Description	This object is used in the traps to indicate the IP address of an access point for which we are raising the trap.

wlsxTrapAPBSSID

Syntax	MacAddress
Max-Access	accessible-for-notify
Status	current
Description	This object is used in the traps to indicate the BSSID of the access point for which we are raising the trap.

wlsxTrapEssid

Syntax	DisplayString(Size(0..64))
Max-Access	accessible-for-notify
Status	current
Description	This object is used in the traps to indicate the SSID of the access point for which we are raising the trap.

wlsxTrapTargetAPBSSID

Syntax	MacAddress
Max-Access	accessible-for-notify
Status	current
Description	This object is used in the traps to indicate the BSSID of the access point for which we are raising the trap. If an air monitor is sending the trap, this will indicate AP. If an access point is sending the trap, then it will point to itself.

wlsxTrapTargetAPSSID

Syntax	DisplayString(Size(0..64))
Max-Access	accessible-for-notify
Status	current
Description	This object is used in the traps to indicate the SSID of the access point for which we are raising the trap. If an air monitor is sending the trap, this will indicate AP. If an access point is sending the trap, then it will point to itself.

wlsxTrapTargetAPChannel

Syntax	Integer32
Max-Access	accessible-for-notify
Status	current
Description	This object is used in the traps to indicate the channel of the access point for which we are raising the trap. If an air monitor is sending the trap, this will indicate AP. If an access point is sending the trap, then it will point to itself.

wlsxTrapNodeMac

Syntax	MacAddress
Max-Access	accessible-for-notify
Status	current
Description	This object is used in the traps to indicate the MAC address of a node.

wlsxTrapSourceMac

Syntax	MacAddress
Max-Access	accessible-for-notify
Status	current
Description	This object is used in the traps to indicate the MAC address of the source.

wlsxReceiverMac

Syntax	MacAddress
Max-Access	accessible-for-notify
Status	current
Description	This object is used in the traps to indicate the MAC address of the receiver.

wlsxTrapTransmitterMac

Syntax	MacAddress
Max-Access	accessible-for-notify
Status	current
Description	This object is used in the traps to indicate the MAC address of the transmitter.

wlsxTrapReceiverMac

Syntax	MacAddress
Max-Access	accessible-for-notify
Status	current
Description	This object is used in the traps to indicate the MAC address of the transmitter.

wlsxTrapSnr

Syntax	Integer32
Max-Access	accessible-for-notify
Status	current
Description	This object is used in the traps to indicate the signal-to-noise ratio.

wlsxTrapSignatureName

Syntax	DisplayString(Size(0..64))
Max-Access	accessible-for-notify
Status	current
Description	This object is used in the traps to indicate the signature name.

wlsxTrapFrameType

Syntax	ArubaFrameType
Max-Access	accessible-for-notify
Status	current
Description	This object is used in the traps to indicate the frame type.

wlsxTrapAddressType

Syntax	ArubaAddressType
---------------	------------------

Max-Access	accessible-for-notify
Status	current
Description	This object is used in the traps to indicate the address type.

wlsxTrapAPLocation

Syntax	DisplayString(Size(0..64))
Max-Access	accessible-for-notify
Status	current
Description	This object is used in the traps to indicate the location of the AP.

wlsxTrapAPChannel

Syntax	Integer32
Max-Access	accessible-for-notify
Status	current
Description	This object is used in the traps to indicate the current channel.

wlsxTrapAPTxPower

Syntax	Integer32
Max-Access	accessible-for-notify
Status	current
Description	This object is used in the traps to indicate the AP transmit power.

wlsxTrapMatchedMac

Syntax	MacAddress
Max-Access	accessible-for-notify
Status	current
Description	This object is used in the traps to indicate the MAC address.

wlsxTrapMatchedIp

Syntax	IpAddress
Max-Access	accessible-for-notify
Status	current
Description	This object is used in the traps to indicate the IP address.

wlsxTrapRogueIfoURL

Syntax	DisplayString(Size(0..64))
---------------	----------------------------

Max-Access	accessible-for-notify
Status	current
Description	This object is used to point to the WEBUI Rogue AP information URL.

wlsxTrapVLANId

Syntax	Integer32
Max-Access	accessible-for-notify
Status	current
Description	This object is used in the traps to indicate the VLAN ID.

wlsxTrapAdminStatus

Syntax	Integer32
Max-Access	accessible-for-notify
Status	current
Description	This object is used in the traps to indicate the admin status of VLAN.

wlsxTrapOperStatus

Syntax	ArubaOperStateValue
Max-Access	accessible-for-notify
Status	current
Description	This object is used in the traps to indicate the admin status of VLAN.

wlsxTrapAuthServerName

Syntax	DisplayString(Size(0..64))
Max-Access	accessible-for-notify
Status	current
Description	This object is used in the traps to indicate the authentication server used for authentication.

wlsxTrapAuthServerTimeout

Syntax	Integer32
Max-Access	accessible-for-notify
Status	current
Description	This object is used in the traps to indicate the authentication server timeout.

wlsxTrapCardSlot

Syntax	Integer32
---------------	-----------

Max-Access	accessible-for-notify
Status	current
Description	This object is used in the traps to indicate the slot in which this card is present.

wlsxTrapTemperatureValue

Syntax	DisplayString(Size(0..64))
Max-Access	accessible-for-notify
Status	current
Description	This object is used in the traps to indicate the temperature value.

wlsxTrapProcessName

Syntax	DisplayString(Size(0..64))
Max-Access	accessible-for-notify
Status	current
Description	This object is used in the traps to indicate the process name.

wlsxTrapFanNumber

Syntax	Integer32
Max-Access	accessible-for-notify
Status	current
Description	This object is used in the traps to indicate the fan number.

wlsxTrapVoltageType

Syntax	DisplayString(Size(0..64))
Max-Access	accessible-for-notify
Status	current
Description	This object is used in the traps to indicate the type of voltage.

wlsxTrapVoltageValue

Syntax	DisplayString(Size(0..64))
Max-Access	accessible-for-notify
Status	current
Description	This object is used in the traps to indicate the voltage value in float.

wlsxTrapStationBlackListReason

Syntax	ArubaBlackListReason
---------------	----------------------

Max-Access	accessible-for-notify
Status	current
Description	The reason for which a station is black listed.

wlsxTrapSpoofedIpAddress

Syntax	IpAddress
Max-Access	accessible-for-notify
Status	current
Description	This object is used in a trap to identify a spoofed IP address.

wlsxTrapSpoofedOldPhyAddress

Syntax	MacAddress
Max-Access	accessible-for-notify
Status	current
Description	This object is used in a trap to identify an old MAC address.

wlsxTrapSpoofedNewPhyAddress

Syntax	MacAddress
Max-Access	accessible-for-notify
Status	current
Description	This object is used in a trap to identify a new MAC address.

wlsxTrapDBName

Syntax	DisplayString(Size(0..64))
Max-Access	accessible-for-notify
Status	current
Description	This object is used in a trap to identify the name of the database.

wlsxTrapDBUserName

Syntax	DisplayString(Size(0..64))
Max-Access	accessible-for-notify
Status	current
Description	This object is used in a trap to identify the name of the database user.

wlsxTrapDBIpAddress

Syntax	DisplayString(Size(0..64))
---------------	----------------------------

Max-Access	accessible-for-notify
Status	current
Description	This object is used in a trap to identify the IP address of the database.

wlsxTrapDBType

Syntax	ArubaDBType
Max-Access	accessible-for-notify
Status	current
Description	This object is used in a trap to identify the port of the user.

wlsxTrapVrrpID

Syntax	Integer32
Max-Access	accessible-for-notify
Status	current
Description	This object contains the virtual router identifier.

wlsxTrapVrrpMasterIp

Syntax	IpAddress
Max-Access	accessible-for-notify
Status	current
Description	This object contains the master IP address.

wlsxTrapVrrpOperState

Syntax	ArubaVrrpState
Max-Access	accessible-for-notify
Status	current
Description	This object represents the VRRP operational state.

wlsxTrapESIServerGrpName

Syntax	DisplayString(Size(0..64))
Max-Access	accessible-for-notify
Status	current
Description	This object represents the External Services Interface (ESI) server group name.

wlsxTrapESIServerName

Syntax	DisplayString(Size(0..64))
---------------	----------------------------

Max-Access	accessible-for-notify
Status	current
Description	This object represents the External Services Interface (ESI) server name.

wlsxTrapESIServerIpAddress

Syntax	IpAddress
Max-Access	accessible-for-notify
Status	current
Description	This object represents the External Services Interface (ESI) server IP address.

wlsxTrapLicenseDaysRemaining

Syntax	Integer32
Max-Access	accessible-for-notify
Status	current
Description	This object represents the number of days remaining prior to a license expiry.

wlsxTrapSwitchIp

Syntax	IpAddress
Max-Access	accessible-for-notify
Status	current
Description	This object represents the controller IP address.

wlsxTrapSwitchRole

Syntax	ArubaSwitchRole
Max-Access	accessible-for-notify
Status	current
Description	This object represents the role of the controller.

wlsxTrapUserIpAddress

Syntax	IpAddress
Max-Access	accessible-for-notify
Status	current
Description	This object represents the IP address of the user.

wlsxTrapUserPhyAddress

Syntax	MacAddress
---------------	------------

Max-Access	accessible-for-notify
Status	current
Description	This object represents the MAC address of the user.

wlsxTrapUserName

Syntax	DisplayString(Size(0..64))
Max-Access	accessible-for-notify
Status	current
Description	This object represents the user name.

wlsxTrapUserRole

Syntax	DisplayString(Size(0..64))
Max-Access	accessible-for-notify
Status	current
Description	This object represents the authentication method of the user.

wlsxTrapUserAuthenticationMethod

Syntax	ArubaAuthenticationMethods
Max-Access	accessible-for-notify
Status	current
Description	This object represents the authentication method of the user.

wlsxTrapAPRadioNumber

Syntax	Integer32
Max-Access	accessible-for-notify
Status	current
Description	This object represents the radio number.

wlsxTrapRogueInfoURL

Syntax	DisplayString(Size(0..64))
Max-Access	accessible-for-notify
Status	current
Description	This object is used to point to the WEBGUI Rogue AP information URL.

wlsxTrapInterferingAPInfoURL

Syntax	DisplayString(Size(0..64))
---------------	----------------------------

Max-Access	accessible-for-notify
Status	current
Description	This object is used to point to the WEBGUI Rogue interfering access point information URL.

wlsxTrapPortNumber

Syntax	Integer32
Max-Access	accessible-for-notify
Status	current
Description	This object is used in the traps to indicate the port number.

wlsxTrapTime

Syntax	DateAndTime
Max-Access	accessible-for-notify
Status	current
Description	This object is used in all the enterprise traps to indicate the time when the trap is generated on the controller.

wlsxTrapHostIp

Syntax	IpAddress
Max-Access	accessible-for-notify
Status	current
Description	This object represents the trap host.

wlsxTrapHostPort

Syntax	Integer32
Max-Access	accessible-for-notify
Status	current
Description	This object represents the trap host port.

wlsxTrapConfigurationId

Syntax	Integer32
Max-Access	accessible-for-notify
Status	current
Description	This object represents the ID of the configuration used in traps.
History	Added in ArubaOS 3.1.0.0.

wlsxTrapCTSURL

Syntax	DisplayString(Size(0..64))
Max-Access	accessible-for-notify
Status	current
Description	This object represents the URL from which the transfer should happen.
History	Added in ArubaOS 3.1.0.0.

wlsxTrapCTSTransferType

Syntax	DisplayString(Size(0..64))
Max-Access	accessible-for-notify
Status	current
Description	This object represents the transfer type, upload or download.
History	Added in ArubaOS 3.1.0.0.

wlsxTrapConfigurationState

Syntax	ArubaConfigurationState
Max-Access	accessible-for-notify
Status	current
Description	This object represents the state of the configuration transfer.
History	Added in ArubaOS 3.1.0.0.

wlsxTrapUpdateFailureReason

Syntax	DisplayString(Size(0..64))
Max-Access	accessible-for-notify
Status	current
Description	This object represents the reason for the update failure.
History	Added in ArubaOS 3.1.0.0.

wlsxTrapUpdateFailedObj

Syntax	DisplayString(Size(0..64))
Max-Access	accessible-for-notify

Status	current
Description	This variable represents the AMAPI object which is the reason for the update failure.
History	Added in ArubaOS 3.1.0.0.

wlsxTrapTableEntryChangeType

Syntax	ArubaConfigurationChangeType
Max-Access	accessible-for-notify
Status	current
Description	This object represents the type of the configuration change.
History	Added in ArubaOS 3.1.0.0.

wlsxTrapGlobalConfigObj

Syntax	DisplayString(Size(0..64))
Max-Access	accessible-for-notify
Status	current
Description	This variable represents the AMAPI object corresponding to the global configuration change.
History	Added in ArubaOS 3.1.0.0.

wlsxTrapTableGenNumber

Syntax	Integer32
Max-Access	accessible-for-notify
Status	current
Description	This object represents the generation number of a table. Used in the MMS to keep track of the table content changes.
History	Added in ArubaOS 3.1.0.0.

wlsxTrapLicenseId

Syntax	Integer32
Max-Access	accessible-for-notify
Status	current
Description	This object is used in the traps to indicate the license ID.
History	Added in ArubaOS 3.1.0.0.

wlsxTrapConfidenceLevel

Syntax	Integer32
Max-Access	accessible-for-notify

Status	current
Description	This object is used in the traps to indicate the confidence level as a percentage.
History	Added in ArubaOS 3.1.0.0.

wlsxTrapMissingLicenses

Syntax	DisplayString(Size(0..64))
Max-Access	accessible-for-notify
Status	current
Description	This variable indicates any licenses that are not present during a configuration update.
History	Added in ArubaOS 3.1.0.0.

wlsxVoiceCurrentNumCdr

Syntax	Integer32
Max-Access	accessible-for-notify
Status	current
Description	This object represents the number of CDRs in buffer.
History	Added in ArubaOS 3.1.0.0.

wlsxTrapTunnelId

Syntax	Integer32
Max-Access	accessible-for-notify
Status	current
Description	This object represents the tunnel ID.
History	Added in ArubaOS 3.1.0.0.

wlsxTrapTunnelStatus

Syntax	Integer32
Max-Access	accessible-for-notify
Status	current
Description	This object represents the tunnel status.
History	Added in ArubaOS 3.1.0.0.

wlsxTrapTunnelUpReason

Syntax	DisplayString(Size(0..64))
Max-Access	accessible-for-notify

Status	current
Description	This object represents the tunnel up reason.
History	Added in ArubaOS 3.1.0.0.

wlsxTrapTunnelDownReason

Syntax	DisplayString(Size(0..64))
Max-Access	accessible-for-notify
Status	current
Description	This object represents the tunnel down reason.
History	Added in ArubaOS 3.1.0.0.

wlsxTrapApSerialNumber

Syntax	DisplayString(Size(0..64))
Max-Access	accessible-for-notify
Status	current
Description	This object represents the AP serial number.
History	Added in ArubaOS 3.4.

wlsxTrapTimeStr

Syntax	DisplayString(Size(0..64))
Max-Access	accessible-for-notify
Status	current
Description	This object represents the Time in String format.
History	Added in ArubaOS 3.4.

wlsxTrapMasterIp

Syntax	IpAddress
Max-Access	accessible-for-notify
Status	current
Description	This object represents the master IP address.
History	Added in ArubaOS 3.4.1

wlsxTrapLocalIp

Syntax	IpAddress
Max-Access	accessible-for-notify

Status	current
Description	This object represents the local IP address.
History	Added in ArubaOS 3.4.1

wlsxTrapMasterName

Syntax	DisplayString(Size(0..64))
Max-Access	accessible-for-notify
Status	current
Description	This object represents the master controller name.
History	Added in ArubaOS 3.4.1

wlsxTrapLocalName

Syntax	DisplayString(Size(0..64))
Max-Access	accessible-for-notify
Status	current
Description	This object represents the local controller name.
History	Added in ArubaOS 3.4.1

wlsxTrapPrimaryControllerIp

Syntax	IpAddress
Max-Access	accessible-for-notify
Status	current
Description	This object represents the IP address of the AP's primary controller.
History	Added in ArubaOS 3.4.1

wlsxTrapBackupControllerIp

Syntax	IpAddress
Max-Access	accessible-for-notify
Status	current
Description	This object represents the IP address of the AP's backup controller.
History	Added in ArubaOS 3.4.1

wlsx Trap Definitions Group

Table 92 *wlsx Trap Definitions Group OIDs*

Object	Object ID	
wlsxVLANLinkUp	1.3.6.1.4.1.14823.2.3.1.11.1.2.1000	wlsxTrapDefinitionsGroup 1000
wlsxVLANLinkDown	1.3.6.1.4.1.14823.2.3.1.11.1.2.1001	wlsxTrapDefinitionsGroup 1001
wlsxSignatureMatch	1.3.6.1.4.1.14823.2.3.1.11.1.2.1002	wlsxTrapDefinitionsGroup 1002
wlsxNodeRateAnomaly	1.3.6.1.4.1.14823.2.3.1.11.1.2.1003	wlsxTrapDefinitionsGroup 1003
wlsxNormalTemperature	1.3.6.1.4.1.14823.2.3.1.11.1.2.1004	wlsxTrapDefinitionsGroup 1004
wlsxProcessRestart	1.3.6.1.4.1.14823.2.3.1.11.1.2.1005	wlsxTrapDefinitionsGroup 1005
wlsxFlashSpaceOK	1.3.6.1.4.1.14823.2.3.1.11.1.2.1006	wlsxTrapDefinitionsGroup 1006
wlsxMemoryUsageOK	1.3.6.1.4.1.14823.2.3.1.11.1.2.1007	wlsxTrapDefinitionsGroup 1007
wlsxPowerSupplyOK	1.3.6.1.4.1.14823.2.3.1.11.1.2.1008	wlsxTrapDefinitionsGroup 1008

Table 92 *wlsx Trap Definitions Group OIDs (Continued)*

Object	Object ID	
wlsxFanOK	1.3.6.1.4.1.14823.2.3.1.11.1.2.1009	wlsxTrapDefinitionsGroup 1009
wlsxInRangeVoltage	1.3.6.1.4.1.14823.2.3.1.11.1.2.1010	wlsxTrapDefinitionsGroup 1010
wlsxCoverageHoleResolved	1.3.6.1.4.1.14823.2.3.1.11.1.2.1011	wlsxTrapDefinitionsGroup 1011
wlsxNSwitchIPChanged	1.3.6.1.4.1.14823.2.3.1.11.1.2.1012	wlsxTrapDefinitionsGroup 1012
wlsxNSwitchRoleChange	1.3.6.1.4.1.14823.2.3.1.11.1.2.1013	wlsxTrapDefinitionsGroup 1013
wlsxNUserEntryCreated	1.3.6.1.4.1.14823.2.3.1.11.1.2.1014	wlsxTrapDefinitionsGroup 1014
wlsxNUserEntryDeleted	1.3.6.1.4.1.14823.2.3.1.11.1.2.1015	wlsxTrapDefinitionsGroup 1015
wlsxNUserEntryAuthenticated	1.3.6.1.4.1.14823.2.3.1.11.1.2.1016	wlsxTrapDefinitionsGroup 1016
wlsxNUserEntryDeAuthenticated	1.3.6.1.4.1.14823.2.3.1.11.1.2.1017	wlsxTrapDefinitionsGroup 1017
wlsxNUserAuthenticationFailed	1.3.6.1.4.1.14823.2.3.1.11.1.2.1018	wlsxTrapDefinitionsGroup 1018
wlsxNAuthServerReqTimedOut	1.3.6.1.4.1.14823.2.3.1.11.1.2.1019	wlsxTrapDefinitionsGroup 1019
wlsxNAuthServerTimedOut	1.3.6.1.4.1.14823.2.3.1.11.1.2.1020	wlsxTrapDefinitionsGroup 1020
wlsxNAuthServerIsUp	1.3.6.1.4.1.14823.2.3.1.11.1.2.1021	wlsxTrapDefinitionsGroup 1021
wlsxNAuthMaxUserEntries	1.3.6.1.4.1.14823.2.3.1.11.1.2.1022	wlsxTrapDefinitionsGroup 1022
wlsxNAuthMaxAclEntries	1.3.6.1.4.1.14823.2.3.1.11.1.2.1023	wlsxTrapDefinitionsGroup 1023
wlsxNAuthMaxBWContracts	1.3.6.1.4.1.14823.2.3.1.11.1.2.1024	wlsxTrapDefinitionsGroup 1024
wlsxNPowerSupplyFailure	1.3.6.1.4.1.14823.2.3.1.11.1.2.1025	wlsxTrapDefinitionsGroup 1025
wlsxNFanFailure	1.3.6.1.4.1.14823.2.3.1.11.1.2.1026	wlsxTrapDefinitionsGroup 1026
wlsxNOutOfRangeVoltage	1.3.6.1.4.1.14823.2.3.1.11.1.2.1027	wlsxTrapDefinitionsGroup 1027
wlsxNOutOfRangeTemperature	1.3.6.1.4.1.14823.2.3.1.11.1.2.1028	wlsxTrapDefinitionsGroup 1028
wlsxNLCInserted	1.3.6.1.4.1.14823.2.3.1.11.1.2.1029	wlsxTrapDefinitionsGroup 1029
wlsxNSCInserted	1.3.6.1.4.1.14823.2.3.1.11.1.2.1030	wlsxTrapDefinitionsGroup 1030
wlsxNGBICInserted	1.3.6.1.4.1.14823.2.3.1.11.1.2.1031	wlsxTrapDefinitionsGroup 1031
wlsxNProcessDied	1.3.6.1.4.1.14823.2.3.1.11.1.2.1032	wlsxTrapDefinitionsGroup 1032
wlsxNProcessExceedsMemoryLimits	1.3.6.1.4.1.14823.2.3.1.11.1.2.1033	wlsxTrapDefinitionsGroup 1033
wlsxNLowOnFlashSpace	1.3.6.1.4.1.14823.2.3.1.11.1.2.1034	wlsxTrapDefinitionsGroup 1034
wlsxNLowMemory	1.3.6.1.4.1.14823.2.3.1.11.1.2.1035	wlsxTrapDefinitionsGroup 1035
wlsxNFanTrayRemoved	1.3.6.1.4.1.14823.2.3.1.11.1.2.1036	wlsxTrapDefinitionsGroup 1036
wlsxNFanTrayInserted	1.3.6.1.4.1.14823.2.3.1.11.1.2.1037	wlsxTrapDefinitionsGroup 1037
wlsxNLCTriggered	1.3.6.1.4.1.14823.2.3.1.11.1.2.1038	wlsxTrapDefinitionsGroup 1038
wlsxNPowerSupplyMissing	1.3.6.1.4.1.14823.2.3.1.11.1.2.1039	wlsxTrapDefinitionsGroup 1039
wlsxNAccessPointsUp	1.3.6.1.4.1.14823.2.3.1.11.1.2.1040	wlsxTrapDefinitionsGroup 1040
wlsxNAccessPointsDown	1.3.6.1.4.1.14823.2.3.1.11.1.2.1041	wlsxTrapDefinitionsGroup 1041
wlsxNCoverageHoleDetected	1.3.6.1.4.1.14823.2.3.1.11.1.2.1042	wlsxTrapDefinitionsGroup 1042

Table 92 *wlsx Trap Definitions Group OIDs (Continued)*

Object	Object ID	
wlsxNChannelChanged	1.3.6.1.4.1.14823.2.3.1.11.1.2.1043	wlsxTrapDefinitionsGroup 1043
wlsxNStationAddedToBlackList	1.3.6.1.4.1.14823.2.3.1.11.1.2.1044	wlsxTrapDefinitionsGroup 1044
wlsxNStationRemovedFromBlackList	1.3.6.1.4.1.14823.2.3.1.11.1.2.1045	wlsxTrapDefinitionsGroup 1045
wlsxNIpSpoofingDetected	1.3.6.1.4.1.14823.2.3.1.11.1.2.1046	wlsxTrapDefinitionsGroup 1046
wlsxNDBCommunicationFailure	1.3.6.1.4.1.14823.2.3.1.11.1.2.1047	wlsxTrapDefinitionsGroup 1047
wlsxNVrrpStateChange	1.3.6.1.4.1.14823.2.3.1.11.1.2.1048	wlsxTrapDefinitionsGroup 1048
wlsxNRadioAttributesChanged	1.3.6.1.4.1.14823.2.3.1.11.1.2.1049	wlsxTrapDefinitionsGroup 1049
wlsxNESIServerUp	1.3.6.1.4.1.14823.2.3.1.11.1.2.1050	wlsxTrapDefinitionsGroup 1050
wlsxNESIServerDown	1.3.6.1.4.1.14823.2.3.1.11.1.2.1051	wlsxTrapDefinitionsGroup 1051
wlsxNLicenseExpiry	1.3.6.1.4.1.14823.2.3.1.11.1.2.1053	wlsxTrapDefinitionsGroup 1053
wlsxUnsecureAPDetected	1.3.6.1.4.1.14823.2.3.1.11.1.2.1053	wlsxTrapDefinitionsGroup 1053
wlsxUnsecureAPResolved	1.3.6.1.4.1.14823.2.3.1.11.1.2.1054	wlsxTrapDefinitionsGroup 1054
wlsxStaImpersonation	1.3.6.1.4.1.14823.2.3.1.11.1.2.1055	wlsxTrapDefinitionsGroup 1055
wlsxReservedChannelViolation	1.3.6.1.4.1.14823.2.3.1.11.1.2.1056	wlsxTrapDefinitionsGroup 1056
wlsxValidSSIDViolation	1.3.6.1.4.1.14823.2.3.1.11.1.2.1057	wlsxTrapDefinitionsGroup 1057
wlsxChannelMisconfiguration	1.3.6.1.4.1.14823.2.3.1.11.1.2.1058	wlsxTrapDefinitionsGroup 1058
wlsxOUIMisconfiguration	1.3.6.1.4.1.14823.2.3.1.11.1.2.1059	wlsxTrapDefinitionsGroup 1059
wlsxSSIDMisconfiguration	1.3.6.1.4.1.14823.2.3.1.11.1.2.1060	wlsxTrapDefinitionsGroup 1060
wlsxShortPreambleMisconfiguration	1.3.6.1.4.1.14823.2.3.1.11.1.2.1061	wlsxTrapDefinitionsGroup 1061
wlsxWPAMisconfiguration	1.3.6.1.4.1.14823.2.3.1.11.1.2.1062	wlsxTrapDefinitionsGroup 1062
wlsxAdhocNetworkDetected	1.3.6.1.4.1.14823.2.3.1.11.1.2.1063	wlsxTrapDefinitionsGroup 1063
wlsxAdhocNetworkRemoved	1.3.6.1.4.1.14823.2.3.1.11.1.2.1064	wlsxTrapDefinitionsGroup 1064
wlsxStaPolicyViolation	1.3.6.1.4.1.14823.2.3.1.11.1.2.1065	wlsxTrapDefinitionsGroup 1065
wlsxRepeatWEPIVViolation	1.3.6.1.4.1.14823.2.3.1.11.1.2.1066	wlsxTrapDefinitionsGroup 1066
wlsxWeakWEPIVViolation	1.3.6.1.4.1.14823.2.3.1.11.1.2.1067	wlsxTrapDefinitionsGroup 1067
wlsxChannelInterferenceDetected	1.3.6.1.4.1.14823.2.3.1.11.1.2.1068	wlsxTrapDefinitionsGroup 1068
wlsxChannelInterferenceCleared	1.3.6.1.4.1.14823.2.3.1.11.1.2.1069	wlsxTrapDefinitionsGroup 1069
wlsxAPIInterferenceDetected	1.3.6.1.4.1.14823.2.3.1.11.1.2.1070	wlsxTrapDefinitionsGroup 1070
wlsxAPIInterferenceCleared	1.3.6.1.4.1.14823.2.3.1.11.1.2.1071	wlsxTrapDefinitionsGroup 1071
wlsxStaInterferenceDetected	1.3.6.1.4.1.14823.2.3.1.11.1.2.1072	wlsxTrapDefinitionsGroup 1072
wlsxStaInterferenceCleared	1.3.6.1.4.1.14823.2.3.1.11.1.2.1073	wlsxTrapDefinitionsGroup 1073
wlsxFrameRetryRateExceeded	1.3.6.1.4.1.14823.2.3.1.11.1.2.1074	wlsxTrapDefinitionsGroup 1074
wlsxFrameReceiveErrorRateExceeded	1.3.6.1.4.1.14823.2.3.1.11.1.2.1075	wlsxTrapDefinitionsGroup 1075
wlsxFrameFragmentationRateExceeded	1.3.6.1.4.1.14823.2.3.1.11.1.2.1076	wlsxTrapDefinitionsGroup 1076

Table 92 *wlsx Trap Definitions Group OIDs (Continued)*

Object	Object ID	
wlsxFrameBandWidthRateExceeded	1.3.6.1.4.1.14823.2.3.1.11.1.2.1077	wlsxTrapDefinitionsGroup 1077
wlsxFrameLowSpeedRateExceeded	1.3.6.1.4.1.14823.2.3.1.11.1.2.1078	wlsxTrapDefinitionsGroup 1078
wlsxFrameNonUnicastRateExceeded	1.3.6.1.4.1.14823.2.3.1.11.1.2.1079	wlsxTrapDefinitionsGroup 1079
wlsxLoadbalancingEnabled	1.3.6.1.4.1.14823.2.3.1.11.1.2.1080	wlsxTrapDefinitionsGroup 1080
wlsxLoadbalancingDisabled	1.3.6.1.4.1.14823.2.3.1.11.1.2.1081	wlsxTrapDefinitionsGroup 1081
wlsxChannelFrameRetryRateExceeded	1.3.6.1.4.1.14823.2.3.1.11.1.2.1082	wlsxTrapDefinitionsGroup 1082
wlsxChannelFrameFragmentationRateExceeded	1.3.6.1.4.1.14823.2.3.1.11.1.2.1083	wlsxTrapDefinitionsGroup 1083
wlsxChannelFrameErrorRateExceeded	1.3.6.1.4.1.14823.2.3.1.11.1.2.1084	wlsxTrapDefinitionsGroup 1084
wlsxSignatureMatchAP	1.3.6.1.4.1.14823.2.3.1.11.1.2.1085	wlsxTrapDefinitionsGroup 1085
wlsxSignatureMatchSta	1.3.6.1.4.1.14823.2.3.1.11.1.2.1086	wlsxTrapDefinitionsGroup 1086
wlsxChannelRateAnomaly	1.3.6.1.4.1.14823.2.3.1.11.1.2.1087	wlsxTrapDefinitionsGroup 1087
wlsxNodeRateAnomalyAP	1.3.6.1.4.1.14823.2.3.1.11.1.2.1088	wlsxTrapDefinitionsGroup 1088
wlsxNodeRateAnomalySta	1.3.6.1.4.1.14823.2.3.1.11.1.2.1089	wlsxTrapDefinitionsGroup 1089
wlsxEAPRateAnomaly	1.3.6.1.4.1.14823.2.3.1.11.1.2.1090	wlsxTrapDefinitionsGroup 1090
wlsxSignalAnomaly	1.3.6.1.4.1.14823.2.3.1.11.1.2.1091	wlsxTrapDefinitionsGroup 1091
wlsxSequenceNumberAnomalyAP	1.3.6.1.4.1.14823.2.3.1.11.1.2.1092	wlsxTrapDefinitionsGroup 1092
wlsxSequenceNumberAnomalySta	1.3.6.1.4.1.14823.2.3.1.11.1.2.1093	wlsxTrapDefinitionsGroup 1093
wlsxDisconnectStationAttack	1.3.6.1.4.1.14823.2.3.1.11.1.2.1094	wlsxTrapDefinitionsGroup 1094
wlsxApFloodAttack	1.3.6.1.4.1.14823.2.3.1.11.1.2.1095	wlsxTrapDefinitionsGroup 1095
wlsxAdhocNetwork	1.3.6.1.4.1.14823.2.3.1.11.1.2.1096	wlsxTrapDefinitionsGroup 1096
wlsxWirelessBridge	1.3.6.1.4.1.14823.2.3.1.11.1.2.1097	wlsxTrapDefinitionsGroup 1097
wlsxInvalidMacOUIAP	1.3.6.1.4.1.14823.2.3.1.11.1.2.1098	wlsxTrapDefinitionsGroup 1098
wlsxInvalidMacOUISta	1.3.6.1.4.1.14823.2.3.1.11.1.2.1099	wlsxTrapDefinitionsGroup 1099
wlsxWEPMisconfiguration	1.3.6.1.4.1.14823.2.3.1.11.1.2.1100	wlsxTrapDefinitionsGroup 1100
wlsxStaRepeatWEPIVViolation	1.3.6.1.4.1.14823.2.3.1.11.1.2.1101	wlsxTrapDefinitionsGroup 1101
wlsxStaWeakWEPIVViolation	1.3.6.1.4.1.14823.2.3.1.11.1.2.1102	wlsxTrapDefinitionsGroup 1102
wlsxStaAssociatedToUnsecureAP	1.3.6.1.4.1.14823.2.3.1.11.1.2.1103	wlsxTrapDefinitionsGroup 1103
wlsxStaUnAssociatedFromUnsecureAP	1.3.6.1.4.1.14823.2.3.1.11.1.2.1104	wlsxTrapDefinitionsGroup 1104
wlsxAdhocNetworkBridgeDetected	1.3.6.1.4.1.14823.2.3.1.11.1.2.1105	wlsxTrapDefinitionsGroup 1105
wlsxInterferingApDetected	1.3.6.1.4.1.14823.2.3.1.11.1.2.1106	wlsxTrapDefinitionsGroup 1106
wlsxPortUp	1.3.6.1.4.1.14823.2.3.1.11.1.2.1107	wlsxTrapDefinitionsGroup 1107
wlsxPortDown	1.3.6.1.4.1.14823.2.3.1.11.1.2.1108	wlsxTrapDefinitionsGroup 1108
wlsxBSSIDIsUpS	1.3.6.1.4.1.14823.2.3.1.11.1.2.1109	wlsxTrapDefinitionsGroup 1109
wlsxBSSIDIsDown	1.3.6.1.4.1.14823.2.3.1.11.1.2.1110	wlsxTrapDefinitionsGroup 1110

Table 92 *wlsx Trap Definitions Group OIDs (Continued)*

Object	Object ID	
wlsxColdStart	1.3.6.1.4.1.14823.2.3.1.11.1.2.1111	wlsxTrapDefinitionsGroup 1111
wlsxWarmStart	1.3.6.1.4.1.14823.2.3.1.11.1.2.1112	wlsxTrapDefinitionsGroup 1112
wlsxAPImpersonation	1.3.6.1.4.1.14823.2.3.1.11.1.2.1113	wlsxTrapDefinitionsGroup 1113
wlsxInformQueueOverflow	1.3.6.1.4.1.14823.2.3.1.11.1.2.1114	wlsxTrapDefinitionsGroup 1114
wlsxNAAuthServerIsDown	1.3.6.1.4.1.14823.2.3.1.11.1.2.1115	wlsxTrapDefinitionsGroup 1115
wlsxCTSTransferError	1.3.6.1.4.1.14823.2.3.1.11.1.2.1116	wlsxTrapDefinitionsGroup 1116
wlsxCTSTransferSucceeded	1.3.6.1.4.1.14823.2.3.1.11.1.2.1117	wlsxTrapDefinitionsGroup 1117
wlsxConfigurationUpdateError	1.3.6.1.4.1.14823.2.3.1.11.1.2.1118	wlsxTrapDefinitionsGroup 1118
wlsxConfigurationUpdateSucceeded	1.3.6.1.4.1.14823.2.3.1.11.1.2.1119	wlsxTrapDefinitionsGroup 1119
wlsxGlobalConfigurationChangeNotification	1.3.6.1.4.1.14823.2.3.1.11.1.2.1120	wlsxTrapDefinitionsGroup 1120
wlsxUserEntryChanged	1.3.6.1.4.1.14823.2.3.1.11.1.2.1121	wlsxTrapDefinitionsGroup 1121
wlsxAPBssidEntryChanged	1.3.6.1.4.1.14823.2.3.1.11.1.2.1122	wlsxTrapDefinitionsGroup 1122
wlsxAPRadioEntryChanged	1.3.6.1.4.1.14823.2.3.1.11.1.2.1123	wlsxTrapDefinitionsGroup 1123
wlsxAPEntryChanged	1.3.6.1.4.1.14823.2.3.1.11.1.2.1124	wlsxTrapDefinitionsGroup 1124
wlsxSwitchListEntryChanged	1.3.6.1.4.1.14823.2.3.1.11.1.2.1125	wlsxTrapDefinitionsGroup 1125
wlsxPortEntryChanged	1.3.6.1.4.1.14823.2.3.1.11.1.2.1126	wlsxTrapDefinitionsGroup 1126
wlsxVlanEntryChanged	1.3.6.1.4.1.14823.2.3.1.11.1.2.1127	wlsxTrapDefinitionsGroup 1127
wlsxVlanInterfaceEntryChanged	1.3.6.1.4.1.14823.2.3.1.11.1.2.1128	wlsxTrapDefinitionsGroup 1128
wlsxWindowsBridgeDetected	1.3.6.1.4.1.14823.2.3.1.11.1.2.1129	wlsxTrapDefinitionsGroup 1129
wlsxLicenseEntryChanged	1.3.6.1.4.1.14823.2.3.1.11.1.2.1130	wlsxTrapDefinitionsGroup 1130
wlsxEsiServerChanged	1.3.6.1.4.1.14823.2.3.1.11.1.2.1131	wlsxTrapDefinitionsGroup 1131
wlsxMonAPEntryChanged	1.3.6.1.4.1.14823.2.3.1.11.1.2.1132	wlsxTrapDefinitionsGroup 1132
wlsxMonStationEntryChanged	1.3.6.1.4.1.14823.2.3.1.11.1.2.1133	wlsxTrapDefinitionsGroup 1133
wlsxSignAPNetstumbler	1.3.6.1.4.1.14823.2.3.1.11.1.2.1134	wlsxTrapDefinitionsGroup 1134
wlsxSignStaNetstumbler	1.3.6.1.4.1.14823.2.3.1.11.1.2.1135	wlsxTrapDefinitionsGroup 1135
wlsxSignAPAsleep	1.3.6.1.4.1.14823.2.3.1.11.1.2.1136	wlsxTrapDefinitionsGroup 1136
wlsxSignStaAsleep	1.3.6.1.4.1.14823.2.3.1.11.1.2.1137	wlsxTrapDefinitionsGroup 1137
wlsxSignAPAirjack	1.3.6.1.4.1.14823.2.3.1.11.1.2.1138	wlsxTrapDefinitionsGroup 1138
wlsxSignStaAirjack	1.3.6.1.4.1.14823.2.3.1.11.1.2.1139	wlsxTrapDefinitionsGroup 1139
wlsxSignAPNullProbeResp	1.3.6.1.4.1.14823.2.3.1.11.1.2.1140	wlsxTrapDefinitionsGroup 1140
wlsxSignStaNullProbeResp	1.3.6.1.4.1.14823.2.3.1.11.1.2.1141	wlsxTrapDefinitionsGroup 1141
wlsxSignAPDeauthBcast	1.3.6.1.4.1.14823.2.3.1.11.1.2.1142	wlsxTrapDefinitionsGroup 1142
wlsxSignStaDeauthBcast	1.3.6.1.4.1.14823.2.3.1.11.1.2.1143	wlsxTrapDefinitionsGroup 1143
wlsxWindowsBridgeDetectedAP	1.3.6.1.4.1.14823.2.3.1.11.1.2.1144	wlsxTrapDefinitionsGroup 1144

Table 92 *wlsx Trap Definitions Group OIDs (Continued)*

Object	Object ID	
wlsxWindowsBridgeDetectedSta	1.3.6.1.4.1.14823.2.3.1.11.1.2.1145	wlsxTrapDefinitionsGroup 1145
wlsxAdhocNetworkBridgeDetectedAP	1.3.6.1.4.1.14823.2.3.1.11.1.2.1146	wlsxTrapDefinitionsGroup 1146
wlsxAdhocNetworkBridgeDetectedSta	1.3.6.1.4.1.14823.2.3.1.11.1.2.1147	wlsxTrapDefinitionsGroup 1147
wlsxDisconnectStationAttackAP	1.3.6.1.4.1.14823.2.3.1.11.1.2.1148	wlsxTrapDefinitionsGroup 1148
wlsxDisconnectStationAttackSta	1.3.6.1.4.1.14823.2.3.1.11.1.2.1149	wlsxTrapDefinitionsGroup 1149
wlsxSuspectUnsecureAPDetected	1.3.6.1.4.1.14823.2.3.1.11.1.2.1150	wlsxTrapDefinitionsGroup 1150
wlsxSuspectUnsecureAPResolved	1.3.6.1.4.1.14823.2.3.1.11.1.2.1151	wlsxTrapDefinitionsGroup 1151
wlsxConfigurationLicenseMismatch	1.3.6.1.4.1.14823.2.3.1.11.1.2.1152	wlsxTrapDefinitionsGroup 1152
wlsxVoiceCdrBufferThresholdReached	1.3.6.1.4.1.14823.2.3.1.11.1.2.1153	wlsxTrapDefinitionsGroup 1153
wlsxTunnelUp	1.3.6.1.4.1.14823.2.3.1.11.1.2.1154	wlsxTrapDefinitionsGroup 1154
wlsxTunnelDown	1.3.6.1.4.1.14823.2.3.1.11.1.2.1155	wlsxTrapDefinitionsGroup 1155
wlsxMeshNodeEntryChanged	1.3.6.1.4.1.14823.2.3.1.11.1.2.1156	wlsxTrapDefinitionsGroup 1156
wlsxHtGreenfieldSupported	1.3.6.1.4.1.14823.2.3.1.11.1.2.1157	wlsxTrapDefinitionsGroup 1157
wlsxHT40MHzIntoleranceAP	1.3.6.1.4.1.14823.2.3.1.11.1.2.1158	wlsxTrapDefinitionsGroup 1158
wlsxHT40MHzIntoleranceSta	1.3.6.1.4.1.14823.2.3.1.11.1.2.1159	wlsxTrapDefinitionsGroup 1159
wlsxNAuthServerAllInService	1.3.6.1.4.1.14823.2.3.1.11.1.2.1160	wlsxTrapDefinitionsGroup 1160
wlsxNAdhocNetwork	1.3.6.1.4.1.14823.2.3.1.11.1.2.1161	wlsxTrapDefinitionsGroup 1161
wlsxNAdhocNetworkBridgeDetectedAP	1.3.6.1.4.1.14823.2.3.1.11.1.2.1162	wlsxTrapDefinitionsGroup 1162
wlsxNAdhocNetworkBridgeDetectedSta	1.3.6.1.4.1.14823.2.3.1.11.1.2.1163	wlsxTrapDefinitionsGroup 1163
wlsxNAuthMaxXsecUserEntries	1.3.6.1.4.1.14823.2.3.1.11.1.2.1164	wlsxTrapDefinitionsGroup 1164
wlsxNVpnMaxSessions	1.3.6.1.4.1.14823.2.3.1.11.1.2.1165	wlsxTrapDefinitionsGroup 1165
wlsxNRapExpiredPSK	1.3.6.1.4.1.14823.2.3.1.11.1.2.1166	wlsxTrapDefinitionsGroup 1166
wlsxNRapWarnExpiredPSK	1.3.6.1.4.1.14823.2.3.1.11.1.2.1167	wlsxTrapDefinitionsGroup 1167
wlsxNConnectionResetWithLocall	1.3.6.1.4.1.14823.2.3.1.11.1.2.1168	wlsxTrapDefinitionsGroup 1168
wlsxNApOnBackupController	1.3.6.1.4.1.14823.2.3.1.11.1.2.1169	wlsxTrapDefinitionsGroup 1169

wlsxVLANLinkUp

Objects	{ wlsxTrapVLANId, wlsxTrapAdminStatus, wlsxTrapOperStatus }
Status	current
Description	This trap indicates that a VLAN interface is up.

wlsxVLANLinkDown

Objects	{ wlsxTrapVLANId, wlsxTrapAdminStatus, wlsxTrapOperStatus }
Status	current
Description	This trap indicates that a VLAN interface is down.

wlsxSignatureMatch

Objects	{ wlsxTrapSignatureName, wlsxTrapSourceMac, wlsxTrapSnr, wlsxTrapAPBSSID, wlsxTrapAPLocation }
Status	current
Description	This trap indicates that a signature match is detected.

wlsxNodeRateAnomaly

Objects	{ wlsxTrapFrameType, wlsxTrapNodeMac, wlsxTrapSnr, wlsxTrapAPBSSID, wlsxTrapAPLocation }
Status	current
Description	This trap indicates that a node is exceeding the threshold set for the frame type.

wlsxNormalTemperature

Objects	{ wlsxTrapTemperatureValue }
Status	current
Description	This trap indicates that the temperature has returned to an acceptable range.

wlsxProcessRestart

Objects	{ wlsxTrapProcessName }
Status	current
Description	This trap indicates that the named process has been restarted.

wlsxFlashSpaceOK

Status	current
Description	This trap indicates that the system flash space is back to a sufficient level.

wlsxMemoryUsageOK

Status	current
Description	This trap indicates that the free memory usage is back to a sufficient level. The system memory threshold is 5 MB.

wlsxPowerSupplyOK

Status	current
Description	This trap indicates that the system power supply conditions have returned to normal operation status.

wlsxFanOK

Objects	{ wlsxTrapFanNumber }
Status	current
Description	This trap indicates that the fan has returned to normal.

wlsxInRangeVoltage

Objects	{ wlsxTrapVoltageType, wlsxTrapVoltageValue }
Status	current
Description	This trap indicates that the switch voltage is back within range.

wlsxCoverageHoleResolved

Objects	{ wlsxTrapAPBSSID, wlsxTrapAPLocation, wlsxTrapNodeMac }
Status	current
Description	This trap indicates that a coverage hole at location wlsxTrapAPLocation has been resolved.
History	Updated in ArubaOS 3.1—description.

wlsxNSwitchIPChanged

Objects	{ wlsxTrapSwitchIp }
Status	current
Description	This trap indicates that the controller IP address has changed.

wlsxNSwitchRoleChange

Objects	{ wlsxTrapSwitchRole }
Status	current
Description	This trap indicates that the role of the controller IP address has changed in the domain.

wlsxNUserEntryCreated

Objects	{ wlsxTrapUserIpAddress, wlsxTrapUserPhyAddress }
Status	current
Description	This trap indicates that a new user is created.

wlsxNUserEntryDeleted

Objects	{ wlsxTrapUserIpAddress, wlsxTrapUserPhyAddress }
Status	current
Description	This trap indicates that a user is deleted.
History	Added in ArubaOS 3.1.0.0.

wlsxNUserEntryAuthenticated

Objects	{ wlsxTrapUserIpAddress, wlsxTrapUserPhyAddress, wlsxTrapUserName, wlsxTrapUserAuthenticatio Method, wlsxTrapUserRole }
Status	current
Description	This trap indicates that a user is authenticated.

History

Added in ArubaOS 3.1.0.0.

wlsxNUserEntryDeAuthenticated

Objects	{ wlsxTrapUserIpAddress, wlsxTrapUserPhyAddress }
Status	current
Description	This trap indicates that a user is deauthenticated.
History	Added in ArubaOS 3.1.0.0.

wlsxNUserAuthenticationFailed

Objects	{ wlsxTrapUserIpAddress, wlsxTrapUserPhyAddress }
Status	current
Description	This trap indicates that a user authentication has failed.
History	Added in ArubaOS 3.1.0.0.

wlsxNAuthServerReqTimedOut

Objects	{ wlsxTrapAuthServerName }
Status	current
Description	This trap indicates that the authentication server request timed out.
History	Added in ArubaOS 3.1.0.0.

wlsxNAuthServerTimedOut

Objects	{ wlsxTrapAuthServerName, wlsxTrapAuthServerTimeout }
Status	current
Description	This trap indicates that the authentication server timed out.
History	Added in ArubaOS 3.1.0.0.

wlsxNAuthServerIsUp

Objects	{ wlsxTrapAuthServerName }
Status	current
Description	This trap indicates that an authentication server is up.
History	Added in ArubaOS 3.1.0.0.

wlsxNAuthMaxUserEntries

Status	current
---------------	---------

Description	This trap indicates that the user entries table is full and cannot add any more entries.
History	Added in ArubaOS 3.1.0.0.

wlsxNAuthMaxAclEntries

Status	current
Description	This trap indicates the ACL entries table is full and cannot add any more entries.
History	Added in ArubaOS 3.1.0.0.

wlsxNAuthMaxBWContracts

Status	current
Description	This trap indicates the controller reached the maximum number of configurable bandwidth contracts.
History	Added in ArubaOS 3.1.0.0.

wlsxNPowerSupplyFailure

Status	current
Description	This trap indicates the power supply has failed.
History	Added in ArubaOS 3.1.0.0.

wlsxNFanFailure

Objects	{ wlsxTrapFanNumber }
Status	current
Description	This trap indicates that the fan has failed.
History	Added in ArubaOS 3.1.0.0.

wlsxNOutOfRangeVoltage

Objects	{ wlsxTrapVoltageType, wlsxTrapVoltageValue }
Status	current
Description	This trap indicates that the controller received out-of-range voltage.
History	Added in ArubaOS 3.1.0.0.

wlsxNOutOfRangeTemperature

Objects	{ wlsxTrapTemperatureValue }
Status	current
Description	This trap indicates that the controller internal temperature is out-of-bounds voltage.

History

Added in ArubaOS 3.1.0.0.

wlsxNLCInserted

Objects	{ wlsxTrapCardSlot }
Status	current
Description	This trap indicates that a line card is inserted.
History	Added in ArubaOS 3.1.0.0.

wlsxNSCInserted

Objects	{ wlsxTrapCardSlot }
Status	current
Description	This trap indicates that a supervisor card is inserted.
History	Added in ArubaOS 3.1.0.0.

wlsxNGBICInserted

Status	current
Description	This trap indicates that a GBIC is inserted in a line card.
History	Added in ArubaOS 3.1.0.0.

wlsxNProcessDied

Objects	{ wlsxTrapProcessName }
Status	current
Description	This trap indicates that a process has died.
History	Added in ArubaOS 3.1.0.0.

wlsxNProcessExceedsMemoryLimits

Objects	{ wlsxTrapProcessName }
Status	current
Description	This trap indicates that a process is consuming large amounts of memory.
History	Added in ArubaOS 3.1.0.0. This trap is deprecated in ArubaOS 3.4.

wlsxNLowOnFlashSpace

Status	current
---------------	---------

Description This trap indicates that the controller is running low on flash space.

History Added in ArubaOS 3.1.0.0.

wlsxNLowMemory

Status	current
Description	This trap indicates that the system free memory is low. The system memory threshold is 5 MB.
History	Added in ArubaOS 3.1.0.0.

wlsxNFanTrayRemoved

Status	current
Description	This trap indicates that a fan tray is removed.
History	Added in ArubaOS 3.1.0.0.

wlsxNFanTrayInserted

Status	current
Description	This trap indicates that a fan tray is inserted.
History	Added in ArubaOS 3.1.0.0.

wlsxNLCRemoved

Objects	{ wlsxTrapCardSlot }
Status	current
Description	This trap indicates that a line card is removed.
History	Added in ArubaOS 3.1.0.0.

wlsxNPowerSupplyMissing

Status	current
Description	This trap indicates that the power supply is missing.
History	Added in ArubaOS 3.1.0.0.

wlsxNAccessPointIsUp

Objects	{ wlsxTrapAPMacAddress }
Status	current
Description	This trap indicates that an access point is up.
History	Added in ArubaOS 3.1.0.0.

wlsxNAccessPointIsDown

Objects	{ wlsxTrapAPMacAddress }
Status	current
Description	This trap indicates that an access point is down.
History	Added in ArubaOS 3.1.0.0.

wlsxNCoverageHoleDetected

Objects	{ wlsxTrapAPBSSID, wlsxTrapAPLocation, wlsxTrapNodeMac }
Status	current
Description	This trap indicates that an access point at location wlsxTrapAPLocation has detected a coverage hole.
History	Added in ArubaOS 3.1.0.0.

wlsxNChannelChanged

Objects	{ wlsxTrapAPBSSID, wlsxTrapAPLocation, wlsxTrapAPChannel }
Status	current
Description	This trap indicates that an access point at location wlsxTrapAPLocation has changed the channel.
History	Added in ArubaOS 3.1.0.0.

wlsxNStationAddedToBlackList

Objects	{ wlsxTrapNodeMac, wlsxTrapStationBlackListReason }
Status	current
Description	This trap indicates that the station is black listed.
History	Added in ArubaOS 3.1.0.0.

wlsxNStationRemovedFromBlackList

Objects	{ wlsxTrapNodeMac }
Status	current
Description	This trap indicates that the station is removed from the black list.
History	Added in ArubaOS 3.1.0.0.

wlsxNlpSpoofingDetected

Objects	{ wlsxTrapSpoofedIpAddress, wlsxTrapSpoofedOldPhyAddress, wlsxTrapSpoofedNewPhyAddress }
Status	current
Description	A trap indicating that the controller detected IP spoofing.
History	Added in ArubaOS 3.1.0.0.

wlsxNDBCommunicationFailure

Objects	{ wlsxTrapDBName, wlsxTrapDBUserName, wlsxTrapDBIpAddress, wlsxTrapDBType }
Status	current
Description	This trap indicates that communication with the database failed.
History	Added in ArubaOS 3.1.0.0.

wlsxNVrrpStateChange

Objects	{ wlsxTrapVrrpID, wlsxTrapVrrpMasterIp wlsxTrapVrrpOperState }
Status	current
Description	This trap indicates that VRRP state has changed on the controller.

wlsxNRadioAttributesChanged

Objects	{ wlsxTrapAPMacAddress, wlsxTrapAPRadioNumber, wlsxTrapAPIpAddress, wlsxTrapAPChannel, wlsxTrapAPTxFPower }
Status	current
Description	This trap indicates changes in the radio attributes of an access point.

wlsxNESIServerUp

Objects	{ wlsxTrapESIServerGrpName, wlsxTrapESIServerName, wlsxTrapESIServerIpAddress }
Status	current
Description	This trap indicates that a ESI server is up.

wlsxNESIServerDown

Objects	{ wlsxTrapESIServerGrpName, wlsxTrapESIServerName, wlsxTrapESIServerIpAddress }
Status	current
Description	This trap indicates that a ESI server is down.

wlsxNLicenseExpiry

Objects	{ wlsxTrapLicenseDaysRemaining }
Status	current
Description	This trap indicates that one or more licenses on the controller will expire in wlsxTrapLicenseDaysRemaining days.

wlsxUnsecureAPDetected

Objects	{ wlsxTrapTargetAPBSSID, wlsxTrapTargetAPSSID, wlsxTrapAPMacAddress, wlsxTrapAPRadioNumber, wlsxTrapAPLocation, wlsxTrapAPChannel, wlsxTrapMatchedMac, wlsxTrapMatchedIp, wlsxTrapRogueInfoURL }
Status	current
Description	This trap indicates that an unsecure access point is detected by an air monitor. The AP is declared unsecure, because it is matched to a configured MAC address or IP address.

wlsxUnsecureAPResolved

Objects	{ wlsxTrapTargetAPBSSID, wlsxTrapTargetAPSSID, wlsxTrapAPMacAddress, wlsxTrapAPRadioNumber, wlsxTrapAPLocation, wlsxTrapAPChannel }
Status	current
Description	This trap indicates that a previously detected unsecure access point is no longer present in the network.

wlsxStalmpersonation

Objects	{ wlsxTrapNodeMac, wlsxTrapAPMacAddress, wlsxTrapAPRadioNumber, wlsxTrapAPLocation }
Status	current
Description	This trap indicates that an air monitor detected station impersonation.

wlsxReservedChannelViolation

Objects	{ wlsxTrapTargetAPBSSID, wlsxTrapTargetAPSSID, wlsxTrapAPMacAddress, wlsxTrapAPRadioNumber, wlsxTrapAPLocation, wlsxTrapAPChannel }
Status	current
Description	This trap indicates that an air monitor detected an access point that is violating the reserved channel configuration.

wlsxValidSSIDViolation

Objects	{ wlsxTrapTargetAPBSSID, wlsxTrapTargetAPSSID, wlsxTrapAPMacAddress, wlsxTrapAPRadioNumber, wlsxTrapAPLocation, wlsxTrapAPChannel }
----------------	---

Status	current
Description	This trap indicates that an air monitor detected an access point violating valid SSID configuration.

wlsxChannelMisconfiguration

Objects	{ wlsxTrapTargetAPBSSID, wlsxTrapTargetAPSSID, wlsxTrapAPMacAddress, wlsxTrapAPRadioNumber, wlsxTrapAPLocation, wlsxTrapAPChannel }
Status	current
Description	This trap indicates that an air monitor detected an access point that has a bad channel configuration.

wlsxOUIMisconfiguration

Objects	{ wlsxTrapTargetAPBSSID, wlsxTrapTargetAPSSID, wlsxTrapAPMacAddress, wlsxTrapAPRadioNumber, wlsxTrapAPLocation, wlsxTrapAPChannel }
Status	current
Description	This trap indicates that an air monitor detected an access point that has a bad OUI configuration.

wlsxSSIDMisconfiguration

Objects	{ wlsxTrapTargetAPBSSID, wlsxTrapTargetAPSSID, wlsxTrapAPMacAddress, wlsxTrapAPRadioNumber, wlsxTrapAPLocation, wlsxTrapAPChannel }
Status	current
Description	This trap indicates that an access point has a bad SSID configuration.

wlsxShortPreambleMisconfiguration

Objects	{ wlsxTrapTargetAPBSSID, wlsxTrapTargetAPSSID, wlsxTrapAPMacAddress, wlsxTrapAPRadioNumber, wlsxTrapAPLocation, wlsxTrapAPChannel }
Status	current
Description	This trap indicates that an access point has bad short preamble configuration.

wlsxWPAMisconfiguration

Objects	{ wlsxTrapTargetAPBSSID, wlsxTrapTargetAPSSID, wlsxTrapAPMacAddress, wlsxTrapAPRadioNumber, wlsxTrapAPLocation, wlsxTrapAPChannel }
Status	current
Description	This trap indicates that an access point has bad WPA configuration.

wlsxAdhocNetworkDetected

Objects	{ wlsxTrapTargetAPBSSID, wlsxTrapTargetAPSSID, wlsxTrapAPMacAddress, wlsxTrapAPRadioNumber, wlsxTrapAPLocation, wlsxTrapAPChannel }
STATUS	current

Description

This trap indicates that an air monitor has detected an ad hoc network.

wlsxAdhocNetworkRemoved

Objects	{ wlsxTrapTargetAPBSSID, wlsxTrapTargetAPSSID, wlsxTrapAPMacAddress, wlsxTrapAPRadioNumber, wlsxTrapAPLocation, wlsxTrapAPChannel }
Status	current
Description	This trap indicates that a previously detected ad hoc network is no longer present in the network.

wlsxStaPolicyViolation

Objects	{ wlsxTrapTargetAPBSSID, wlsxTrapNodeMac, wlsxTrapAPMacAddress, wlsxTrapAPRadioNumber, wlsxTrapAPLocation, wlsxTrapAPChannel }
Status	current
Description	This trap indicates that a valid station policy is violated.

wlsxRepeatWEPIVViolation

Objects	{ wlsxTrapTargetAPBSSID, wlsxTrapTargetAPSSID, wlsxTrapAPMacAddress, wlsxTrapAPRadioNumber, wlsxTrapAPLocation, wlsxTrapAPChannel }
Status	current
Description	This trap indicates that an air monitor detected a repeat WEP-IV violation.

wlsxWeakWEPIVViolation

Objects	{ wlsxTrapTargetAPBSSID, wlsxTrapTargetAPSSID, wlsxTrapAPMacAddress, wlsxTrapAPRadioNumber, wlsxTrapAPLocation, wlsxTrapAPChannel }
Status	current
Description	This trap indicates that an AP/AM detected a weak WEP-IV violation.

wlsxChannelInterferenceDetected

Objects	{ wlsxTrapAPMacAddress, wlsxTrapAPRadioNumber, wlsxTrapAPLocation, wlsxTrapAPChannel }
Status	current
Description	This trap indicates that an air monitor has detected channel interference.

wlsxChannelInterferenceCleared

Objects	{ wlsxTrapAPMacAddress, wlsxTrapAPRadioNumber, wlsxTrapAPLocation, wlsxTrapAPChannel }
Status	current
Description	This trap indicates that a previously detected channel interference no longer present.

wlsxAPIInterferenceDetected

Objects	{ wlsxTrapTargetAPBSSID, wlsxTrapTargetAPSSID, wlsxTrapAPMacAddress, wlsxTrapAPRadioNumber, wlsxTrapAPLocation, wlsxTrapAPChannel }
Status	current
Description	This trap indicates that an air monitor has detected an AP interference on a channel.

wlsxAPIInterferenceCleared

Objects	{ wlsxTrapTargetAPBSSID, wlsxTrapTargetAPSSID, wlsxTrapAPMacAddress, wlsxTrapAPRadioNumber, wlsxTrapAPLocation, wlsxTrapAPChannel }
Status	current
Description	This trap indicates that a previously detected AP interference no longer present.

wlsxStalInterferenceDetected

Objects	{ wlsxTrapTargetAPBSSID, wlsxTrapTargetAPSSID, wlsxTrapAPMacAddress, wlsxTrapAPRadioNumber, wlsxTrapNodeMac, wlsxTrapAPLocation, wlsxTrapAPChannel }
Status	current
Description	This trap indicates that an air monitor has detected a station interference on a channel.

wlsxStalInterferenceCleared

Objects	{ wlsxTrapTargetAPBSSID, wlsxTrapTargetAPSSID, wlsxTrapAPMacAddress, wlsxTrapAPRadioNumber, wlsxTrapNodeMac, wlsxTrapAPLocation, wlsxTrapAPChannel }
Status	current
Description	This trap indicates that a previously detected station interference is no longer present.

wlsxFrameRetryRateExceeded

OBJECT	{ wlsxTrapTargetAPBSSID, wlsxTrapTargetAPSSID, wlsxTrapAPMacAddress, wlsxTrapAPRadioNumber, wlsxTrapAPLocation, wlsxTrapAPChannel }
Status	current
Description	This trap indicates that an air monitor is reporting that an AP has exceeded an upper threshold for frame retry rate for AP.

wlsxFrameReceiveErrorRateExceeded

Objects	{ wlsxTrapTargetAPBSSID, wlsxTrapTargetAPSSID, wlsxTrapAPMacAddress, wlsxTrapAPRadioNumber, wlsxTrapTargetAPChannel, wlsxTrapAPLocation }
Status	current

Description

This trap indicates that an air monitor is reporting that an AP has exceeded an upper threshold for frame receive error rate for AP.

wlsxFrameFragmentationRateExceeded

Objects	{ wlsxTrapTargetAPBSSID, wlsxTrapTargetAPSSID, wlsxTrapAPMacAddress, wlsxTrapAPRadioNumber, wlsxTrapTargetAPChannel, wlsxTrapAPLocation }
Status	current
Description	This trap indicates that an air monitor is reporting that an AP has exceeded an upper threshold for frame fragmentation rate for AP.

wlsxFrameBandWidthRateExceeded

Objects	{ wlsxTrapNodeMac, wlsxTrapTargetAPBSSID, wlsxTrapTargetAPSSID, wlsxTrapAPMacAddress, wlsxTrapAPRadioNumber, wlsxTrapAPLocation, wlsxTrapAPChannel }
Status	current
Description	This trap indicates that an air monitor is reporting that a station has exceeded the allocated bandwidth rate.

wlsxFrameLowSpeedRateExceeded

Objects	{ wlsxTrapNodeMac, wlsxTrapTargetAPBSSID, wlsxTrapTargetAPSSID, wlsxTrapAPMacAddress, wlsxTrapAPRadioNumber, wlsxTrapAPLocation, wlsxTrapAPChannel }
Status	current
Description	This trap indicates that an air monitor is reporting that a station has exceeded the low speed rate.

wlsxFrameNonUnicastRateExceeded

Objects	{ wlsxTrapNodeMac, wlsxTrapTargetAPBSSID, wlsxTrapTargetAPSSID, wlsxTrapAPMacAddress, wlsxTrapAPRadioNumber, wlsxTrapAPLocation, wlsxTrapAPChannel }
Status	current
Description	This trap indicates that an air monitor is reporting that a station has exceeded the non-unicast traffic rate.

wlsxLoadbalancingEnabled

Objects	{ wlsxTrapTargetAPBSSID, wlsxTrapTargetAPSSID, wlsxTrapAPMacAddress, wlsxTrapAPRadioNumber, wlsxTrapAPLocation, wlsxTrapAPChannel }
Status	current
Description	This trap indicates that an air monitor is reporting that an AP has enabled load balancing.

wlsxLoadbalancingDisabled

Objects	{ wlsxTrapTargetAPBSSID, wlsxTrapTargetAPSSID, wlsxTrapAPMacAddress, wlsxTrapAPRadioNumber, wlsxTrapAPLocation, wlsxTrapAPChannel }
Status	current
Description	This trap indicates that an air monitor is reporting that an AP has enabled load balancing.

wlsxChannelFrameRetryRateExceeded

Objects	{ wlsxTrapAPMacAddress, wlsxTrapAPRadioNumber, wlsxTrapAPLocation, wlsxTrapAPChannel }
Status	current
Description	This trap indicates that an air monitor is reporting that it exceeded an upper threshold for frame retry rate.

wlsxChannelFrameFragmentationRateExceeded

Objects	{ wlsxTrapAPMacAddress, wlsxTrapAPRadioNumber, wlsxTrapAPLocation, wlsxTrapAPChannel }
Status	current
Description	This trap indicates that an air monitor is reporting that it exceeded an upper threshold for frame fragmentation rate.

wlsxChannelFrameErrorRateExceeded

Objects	{ wlsxTrapAPMacAddress, wlsxTrapAPRadioNumber, wlsxTrapAPLocation, wlsxTrapAPChannel }
Status	current
Description	This trap indicates that an air monitor is reporting that it exceeded an upper threshold for frame error rate.

wlsxSignatureMatchAP

Objects	{ wlsxTrapSignatureName, wlsxTrapTargetAPBSSID, wlsxTrapTargetAPSSID, wlsxTrapSnr, wlsxTrapAPMacAddress, wlsxTrapAPRadioNumber, wlsxTrapAPLocation }
Status	current
Description	This trap indicates that we detected a signature match from an AP.

wlsxSignatureMatchSta

Objects	{ wlsxTrapSignatureName, wlsxTrapSourceMac, wlsxTrapSnr, wlsxTrapAPMacAddress, wlsxTrapAPRadioNumber, wlsxTrapAPLocation }
Status	current

Description

This trap indicates that we detected a signature match from a station.

wlsxChannelRateAnomaly

Objects	{ wlsxTrapFrameType, wlsxTrapAPMacAddress, wlsxTrapAPRadioNumber, wlsxTrapAPLocation, wlsxTrapAPChannel }
Status	current
Description	This trap indicates that an air monitor detected frames on a channel which exceed the configured IDS rate threshold.

wlsxNodeRateAnomalyAP

Objects	{ wlsxTrapFrameType, wlsxTrapTargetAPBSSID, wlsxTrapTargetAPSSID, wlsxTrapSnr, wlsxTrapAPMacAddress, wlsxTrapAPRadioNumber, wlsxTrapAPLocation }
Status	current
Description	This trap indicates that an air monitor detected frames transmitted by an AP which exceed the configured IDS rate threshold.

wlsxNodeRateAnomalySta

Objects	{ wlsxTrapFrameType, wlsxTrapNodeMac, wlsxTrapSnr, wlsxTrapAPMacAddress, wlsxTrapAPRadioNumber, wlsxTrapAPLocation }
Status	current
Description	This trap indicates that an air monitor detected frames transmitted by a node which exceed the configured IDS rate threshold.

wlsxEAPRateAnomaly

Objects	{ wlsxTrapAPMacAddress, wlsxTrapAPRadioNumber, wlsxTrapAPLocation, wlsxTrapAPChannel }
Status	current
Description	This trap indicates that the number of EAP handshake packets received by an air monitor exceeds the configured IDS EAP handshake rate.

wlsxSignalAnomaly

Objects	{ wlsxTrapAPMacAddress, wlsxTrapAPRadioNumber, wlsxTrapAPLocation, wlsxTrapAPChannel }
Status	current
Description	This trap indicates that an air monitor detected a signal anomaly.

wlsxSequenceNumberAnomalyAP

Objects	{ wlsxTrapTargetAPBSSID, wlsxTrapTargetAPSSID, wlsxTrapSnr, wlsxTrapAPMacAddress, wlsxTrapAPRadioNumber, wlsxTrapAPLocation }
----------------	---

Status

current

Description

This trap indicates that an air monitor received packets from an AP which exceeds the acceptable sequence number difference. The acceptable sequence number difference is an IDS configuration object.

wlsxSequenceNumberAnomalySta

Objects	{ wlsxTrapSourceMac, wlsxTrapSnr, wlsxTrapAPMacAddress, wlsxTrapAPRadioNumber, wlsxTrapAPLocation }
Status	current
Description	This trap indicates that an air monitor received packets from a node which exceeds the acceptable sequence number difference. The acceptable sequence number difference is an IDS Configuration object.

wlsxDisconnectStationAttack

Objects	{ wlsxTrapFrameType, wlsxTrapSourceMac, wlsxTrapSnr, wlsxTrapAPMacAddress, wlsxTrapAPRadioNumber, wlsxTrapAPLocation }
Status	current
Description	This trap indicates that an air monitor detected a station disconnect attack.

wlsxApFloodAttack

Objects	{ wlsxTrapAPMacAddress, wlsxTrapAPRadioNumber, wlsxTrapAPLocation }
Status	current
Description	This trap is triggered when the number of spurious APs detected by an air monitor exceeds the configured IDS threshold.

wlsxAdhocNetwork

Objects	{ wlsxTrapSourceMac, wlsxTrapTargetAPBSSID, wlsxTrapTargetAPSSID, wlsxTrapSnr, wlsxTrapAPMacAddress, wlsxTrapAPRadioNumber, wlsxTrapAPLocation }
Status	current
Description	This trap indicates that an air monitor detected an ad hoc network. A station is connected to an ad hoc AP.

wlsxWirelessBridge

Objects	{ wlsxTrapTransmitterMac, wlsxTrapReceiverMac, wlsxTrapSnr, wlsxTrapAPMacAddress, wlsxTrapAPRadioNumber, wlsxTrapAPLocation }
Status	current
Description	This trap indicates that an air monitor detected a wireless bridge. The detected bridge is between wlsxSourceMac and wlsxReceiverMac.

wlsxInvalidMacOUIAP

Objects	{ wlsxTrapAddressType, wlsxTrapTargetAPBSSID, wlsxTrapTargetAPSSID, wlsxTrapSnr, wlsxTrapAPMacAddress, wlsxTrapAPRadioNumber, wlsxTrapAPLocation }
----------------	--

Status

current

Description

This trap indicates that an air monitor detected an invalid MAC OUI in transmission from an AP.

wlsxInvalidMacOUISta

Objects	{ wlsxTrapAddressType, wlsxTrapNodeMac, wlsxTrapSnr, wlsxTrapAPMacAddress, wlsxTrapAPRadioNumber, wlsxTrapAPLocation }
Status	current
Description	This trap indicates that an air monitor detected an invalid MAC OUI in transmission from a station.

wlsxWEPMisconfiguration

Objects	{ wlsxTrapTargetAPBSSID, wlsxTrapTargetAPSSID, wlsxTrapAPMacAddress, wlsxTrapAPRadioNumber, wlsxTrapAPLocation, wlsxTrapAPChannel }
Status	current
Description	This trap indicates that an access point has a bad WEP configuration.

wlsxStaRepeatWEPIVViolation

Objects	{ wlsxTrapTargetAPBSSID, wlsxTrapTargetAPSSID, wlsxTrapNodeMac, wlsxTrapAPMacAddress, wlsxTrapAPRadioNumber, wlsxTrapAPLocation, wlsxTrapAPChannel }
Status	current
Description	This trap indicates that an air monitor detected a repeat WEP-IV violation for a station.

wlsxStaWeakWEPIVViolation

Objects	{ wlsxTrapTargetAPBSSID, wlsxTrapTargetAPSSID, wlsxTrapNodeMac, wlsxTrapAPMacAddress, wlsxTrapAPRadioNumber, wlsxTrapAPLocation, wlsxTrapAPChannel }
Status	current
Description	This trap indicates that an air monitor detected a weak WEP-IV violation for a station.

wlsxStaAssociatedToUnsecureAP

Objects	{ wlsxTrapTargetAPBSSID, wlsxTrapTargetAPSSID, wlsxTrapAPMacAddress, wlsxTrapAPRadioNumber, wlsxTrapNodeMac, wlsxTrapAPLocation, wlsxTrapAPChannel, wlsxTrapRogueInfoURL }
Status	current
Description	This trap indicates that an air monitor has detected a station associated with an unsecure access point.

wlsxStaUnAssociatedFromUnsecureAP

Objects	{ wlsxTrapTargetAPBSSID, wlsxTrapTargetAPSSID, wlsxTrapAPMacAddress, wlsxTrapAPRadioNumber, wlsxTrapNodeMac }
----------------	---

Status	current
Description	This trap indicates that a previously detected unsecure AP association is no longer present.

wlsxAdhocNetworkBridgeDetected

Objects	{ wlsxTrapSourceMac, wlsxTrapTargetAPBSSID, wlsxTrapTargetAPSSID, wlsxTrapAPMacAddress, wlsxTrapAPRadioNumber, wlsxTrapAPLocation, wlsxTrapAPChannel }
Status	current
Description	This trap indicates that an air monitor has detected an ad hoc network that is bridging to a wired network.

wlsxInterferingApDetected

Objects	{ wlsxTrapTargetAPBSSID, wlsxTrapTargetAPSSID, wlsxTrapAPMacAddress, wlsxTrapAPRadioNumber, wlsxTrapAPLocation, wlsxTrapAPChannel, wlsxTrapInterferingAPIInfoURL }
Status	current
Description	This trap indicates that an interfering access point is detected by an air monitor located at wlsrLocation on channel wlsrCurrentChannel.
History	Added in ArubaOS 3.1.0.0.

wlsxPortUp

Objects	{ wlsxTrapCardSlot, wlsxTrapPortNumber, wlsxTrapAdminStatus, wlsxTrapOperStatus }
Status	current
Description	This trap indicates that a physical port is up.

wlsxPortDown

Objects	{ wlsxTrapCardSlot, wlsxTrapPortNumber, wlsxTrapAdminStatus, wlsxTrapOperStatus }
Status	current
Description	This trap indicates that a physical port is down.

wlsxBSSIDsUpS

Objects	{ wlsxTrapAPMacAddress, wlsxTrapAPRadioNumber, wlsxTrapAPBSSID }
Status	current
Description	This trap indicates that an access point is up.

wlsxBSSIDsDown

Objects	{ wlsxTrapAPMacAddress, wlsxTrapAPRadioNumber, wlsxTrapAPBSSID }
Status	current

Description

This trap indicates that an access point is down.

wlsxColdStart

Status	current
Description	An enterprise version of cold start trap, which contains the controller time stamp.

wlsxWarmStart

Status	current
---------------	---------

wlsxAPImpersonation

Objects	{ wlsxTrapTargetAPBSSID, wlsxTrapTargetAPSSID, wlsxTrapAPMacAddress, wlsxTrapAPRadioNumber, wlsxTrapAPLocation, wlsxTrapAPChannel }
Status	current
Description	This trap indicates that an air monitor detected station impersonation.

wlsxInformQueueOverflow

Objects	{ wlsxTrapHostIp, wlsxTrapHostPort }
Status	current
Description	This trap indicates that an inform queue overflow condition occurred.

wlsxNAuthServerIsDown

Objects	{ wlsxTrapTime, wlsxTrapAuthServerName }
Status	current
Description	This trap indicates that an authentication server is down.
History	Added in ArubaOS 3.1.0.0.

wlsxCTSTransferError

Objects	{ wlsxTrapTime, wlsxTrapCTSTransferType, wlsxTrapCTSURL }
Status	current
Description	This trap indicates the status of the configuration transfer from the management station.
History	Added in ArubaOS 3.1.0.0.

wlsxCTSTransferSucceeded

Objects	{ wlsxTrapTime, wlsxTrapCTSTransferType, wlsxTrapCTSURL }
Status	current

Description	This trap indicates the status of the configuration transfer from the management station.
History	Added in ArubaOS 3.1.0.0.

wlsxConfigurationUpdateError

Objects	{ wlsxTrapTime, wlsxTrapConfigurationId, wlsxTrapUpdateFailureReason, wlsxTrapUpdateFailedObj }
Status	current
Description	This trap indicates the configuration update status.
History	Added in ArubaOS 3.1.0.0.

wlsxConfigurationUpdateSucceeded

Objects	{ wlsxTrapTime, wlsxTrapConfigurationId }
Status	current
Description	This trap indicates the configuration update status.
History	Added in ArubaOS 3.1.0.0.

wlsxGlobalConfigurationChangeNotification

Objects	{ wlsxTrapTime, wlsxTrapConfigurationId, wlsxTrapGlobalConfigObj }
Status	current
Description	This trap indicates that global configuration was modified on the controller.
History	Added in ArubaOS 3.1.0.0.

wlsxUserEntryChanged

Objects	{ wlsxTrapTime, wlsxTrapTableGenNumber, wlsxTrapUserIpAddress, wlsxTrapUserPhyAddress, wlsxTrapTableEntryChangeType }
Status	current
Description	This trap indicates that the user configuration has changed.
History	Added in ArubaOS 3.1.0.0.

wlsxAPBssidEntryChanged

Objects	{ wlsxTrapTime, wlsxTrapTableGenNumber, wlsxTrapAPMacAddress, wlsxTrapAPRadioNumber, wlsxTrapAPBSSID, wlsxTrapTableEntryChangeType }
Status	current
Description	This trap indicates that the BSSID configuration has changed.
History	Added in ArubaOS 3.1.0.0.

wlsxAPRadioEntryChanged

Objects	{ wlsxTrapTime, wlsxTrapTableGenNumber, wlsxTrapAPMacAddress, wlsxTrapAPRadioNumber, wlsxTrapTableEntryChangeType }
Status	current
Description	This trap indicates that the radio configuration has changed.
History	Added in ArubaOS 3.1.0.0.

wlsxAPEntryChanged

Objects	{ wlsxTrapTime, wlsxTrapTableGenNumber, wlsxTrapAPMacAddress, wlsxTrapTableEntryChangeType }
Status	current
Description	This trap indicates that the AP configuration has changed.
History	Added in ArubaOS 3.1.0.0.

wlsxSwitchListEntryChanged

Objects	{ wlsxTrapTime, wlsxTrapTableGenNumber, wlsxTrapSwitchIp, wlsxTrapTableEntryChangeType }
Status	current
Description	This trap indicates that the controller list has changed.
History	Added in ArubaOS 3.1.0.0.

wlsxPortEntryChanged

Objects	{ wlsxTrapTime, wlsxTrapTableGenNumber, wlsxTrapCardSlot, wlsxTrapPortNumber, wlsxTrapTableEntryChangeType }
Status	current
Description	This trap indicates that the port configuration has changed.
History	Added in ArubaOS 3.1.0.0.

wlsxVlanEntryChanged

Objects	{ wlsxTrapTime, wlsxTrapTableGenNumber, wlsxTrapVlanId, wlsxTrapTableEntryChangeType }
Status	current
Description	This trap indicates that the VLAN configuration has changed.
History	Added in ArubaOS 3.1.0.0.

wlsxVlanInterfaceEntryChanged

Objects	{ wlsxTrapTime, wlsxTrapTableGenNumber, wlsxTrapVlanId, wlsxTrapTableEntryChangeType }
Status	current
Description	This trap indicates that the VLAN Interface configuration has changed.
History	Added in ArubaOS 3.1.0.0.

wlsxWindowsBridgeDetected

Objects	{ wlsxTrapTime, wlsxTrapSourceMac, wlsxTrapTargetAPBSSID, wlsxTrapTargetAPSSID, wlsxTrapAPMacAddress, wlsxTrapAPRadioNumber, wlsxTrapAPLocation, wlsxTrapAPChannel }
Status	current
Description	This trap indicates that an air monitor has detected a station that is bridging from a wireless
History	Added in ArubaOS 3.1.0.0.

wlsxLicenseEntryChanged

Objects	{ wlsxTrapTime, wlsxTrapTableGenNumber, wlsxTrapLicenseId, wlsxTrapTableEntryChangeType }
Status	current
Description	This trap indicates that the license table has changed.
History	Added in ArubaOS 3.1.0.0.

wlsxEsiServerChanged

Objects	{ wlsxTrapTime, wlsxTrapTableGenNumber, wlsxTrapESIServerName, wlsxTrapTableEntryChangeType }
Status	current
Description	This trap indicates that the ESI server table has changed.
History	Added in ArubaOS 3.1.0.0.

wlsxMonAPEntryChanged

Objects	{ wlsxTrapTime, wlsxTrapTableGenNumber, wlsxTrapAPMacAddress, wlsxTrapAPRadioNumber, wlsxTrapTargetAPBSSID, wlsxTrapTableEntryChangeType }
Status	current
Description	This trap indicates that a monitored AP entry changed.
History	Added in ArubaOS 3.1.0.0.

wlsxMonStationEntryChanged

Objects	{ wlsxTrapTime, wlsxTrapTableGenNumber, wlsxTrapAPMacAddress, wlsxTrapAPRadioNumber, wlsxTrapNodeMac, wlsxTrapTableEntryChangeType }
Status	current
Description	This trap indicates that a monitored station entry changed.
History	Added in ArubaOS 3.1.0.0.

wlsxSignAPNetstumbler

Objects	{ wlsxTrapTime, wlsxTrapSignatureName, wlsxTrapTargetAPBSSID, wlsxTrapTargetAPSSID, wlsxTrapSnr, wlsxTrapAPMacAddress, wlsxTrapAPRadioNumber, wlsxTrapAPLocation }
Status	current
Description	This trap indicates that the system detected a signature match for Netstumbler from an AP. For more information refer to: http://www.wve.org/entries/show/WVE-2005-0025 .
History	Added in ArubaOS 3.1.0.0.

wlsxSignStaNetstumbler

Objects	{ wlsxTrapTime, wlsxTrapSignatureName, wlsxTrapSourceMac, wlsxTrapSnr, wlsxTrapAPMacAddress, wlsxTrapAPRadioNumber, wlsxTrapAPLocation }
Status	current
Description	This trap indicates that the system detected a signature match for Netstumbler from a station. For more information refer to: http://www.wve.org/entries/show/WVE-2005-0025
History	Added in ArubaOS 3.1.0.0.

wlsxSignAPAsleep

Objects	{ wlsxTrapTime, wlsxTrapSignatureName, wlsxTrapTargetAPBSSID, wlsxTrapTargetAPSSID, wlsxTrapSnr, wlsxTrapAPMacAddress, wlsxTrapAPRadioNumber, wlsxTrapAPLocation }
Status	current
Description	This trap indicates that the system detected a signature match for ASLEAP from an AP. For more information refer to: http://www.wve.org/entries/show/WVE-2005-0027
History	Added in ArubaOS 3.1.0.0.

wlsxSignStaAsleep

Objects	{ wlsxTrapTime, wlsxTrapSignatureName, wlsxTrapSourceMac, wlsxTrapSnr, wlsxTrapAPMacAddress, wlsxTrapAPRadioNumber, wlsxTrapAPLocation }
----------------	--

Status	current
Description	This trap indicates that the system detected a signature match for ASLEAP from a station. For more information refer to: http://www.wve.org/entries/show/WVE-2005-0027
History	Added in ArubaOS 3.1.0.0.

wlsxSignAPAirjack

Objects	{ wlsxTrapTime, wlsxTrapSignatureName, wlsxTrapTargetAPBSSID, wlsxTrapTargetAPSSID, wlsxTrapSnr, wlsxTrapAPMacAddress, wlsxTrapAPRadioNumber, wlsxTrapAPLocation }
Status	current
Description	This trap indicates that the system detected a signature match for AirJack from an AP. For more information refer to: http://www.wve.org/entries/show/WVE-2005-0018
History	Added in ArubaOS 3.1.0.0.

wlsxSignStaAirjack

Objects	{ wlsxTrapTime, wlsxTrapSignatureName, wlsxTrapSourceMac, wlsxTrapSnr, wlsxTrapAPMacAddress, wlsxTrapAPRadioNumber, wlsxTrapAPLocation }
Status	current
Description	This trap indicates that the system detected a signature match for AirJack from a station. For more information refer to: http://www.wve.org/entries/show/WVE-2005-0018
History	Added in ArubaOS 3.1.0.0.

wlsxSignAPNullProbeResp

Objects	{ wlsxTrapTime, wlsxTrapSignatureName, wlsxTrapTargetAPBSSID, wlsxTrapTargetAPSSID, wlsxTrapSnr, wlsxTrapAPMacAddress, wlsxTrapAPRadioNumber, wlsxTrapAPLocation }
Status	current
Description	This trap indicates that the system detected a signature match for Null-Probe-Response from an AP. For more information refer to: http://www.wve.org/entries/show/WVE-2006-0064
History	Added in ArubaOS 3.1.0.0.

wlsxSignStaNullProbeResp

Objects	{ wlsxTrapTime, wlsxTrapSignatureName, wlsxTrapSourceMac, wlsxTrapSnr, wlsxTrapAPMacAddress, wlsxTrapAPRadioNumber, wlsxTrapAPLocation }
Status	current
Description	This trap indicates that the system detected a signature match for Null-Probe-Response from a station. For more information refer to: http://www.wve.org/entries/show/WVE-2006-0064
History	Added in ArubaOS 3.1.0.0.

wlsxSignAPDeauthBcast

Objects	{ wlsxTrapTime, wlsxTrapSignatureName, wlsxTrapTargetAPBSSID, wlsxTrapTargetAPSSID, wlsxTrapSnr, wlsxTrapAPMacAddress, wlsxTrapAPRadioNumber, wlsxTrapAPLocation }
Status	current
Description	This trap indicates that the system detected a signature match for Deauth-Broadcast from an AP. For more information refer to: http://www.wve.org/entries/show/WVE-2005-0019 http://www.wve.org/entries/show/WVE-2005-0045
History	Added in ArubaOS 3.1.0.0.

wlsxSignStaDeauthBcast

Objects	{ wlsxTrapTime, wlsxTrapSignatureName, wlsxTrapSourceMac, wlsxTrapSnr, wlsxTrapAPMacAddress, wlsxTrapAPRadioNumber, wlsxTrapAPLocation }
Status	current
Description	This trap indicates that the system detected a signature match for Deauth-Broadcast from a station. For more information refer to: http://www.wve.org/entries/show/WVE-2005-0019 http://www.wve.org/entries/show/WVE-2005-0045
History	Added in ArubaOS 3.1.0.0.

wlsxWindowsBridgeDetectedAP

Objects	{ wlsxTrapTime, wlsxTrapTargetAPBSSID, wlsxTrapTargetAPSSID, wlsxTrapAPMacAddress, wlsxTrapAPRadioNumber, wlsxTrapAPLocation, wlsxTrapAPChannel }
Status	current
Description	This trap indicates that an air monitor has detected a station that is bridging from a wireless network to a wired network.
History	Added in ArubaOS 3.1.0.0.

wlsxWindowsBridgeDetectedSta

Objects	{ wlsxTrapTime, wlsxTrapSourceMac, wlsxTrapTargetAPBSSID, wlsxTrapTargetAPSSID, wlsxTrapAPMacAddress, wlsxTrapAPRadioNumber, wlsxTrapAPLocation, wlsxTrapAPChannel }
Status	current
Description	This trap indicates that an air monitor has detected a station that is bridging from a wireless network to a wired network.
History	Added in ArubaOS 3.1.0.0.

wlsxAdhocNetworkBridgeDetectedAP

Objects	{ wlsxTrapTime, wlsxTrapTargetAPBSSID, wlsxTrapTargetAPSSID, wlsxTrapAPMacAddress, wlsxTrapAPRadioNumber, wlsxTrapAPLocation, wlsxTrapAPChannel }
Status	current
Description	This trap indicates that an air monitor has detected an ad hoc network that is bridging to a wired network.
History	Added in ArubaOS 3.1.0.0.

wlsxAdhocNetworkBridgeDetectedSta

Objects	{ wlsxTrapTime, wlsxTrapSourceMac, wlsxTrapTargetAPBSSID, wlsxTrapTargetAPSSID, wlsxTrapAPMacAddress, wlsxTrapAPRadioNumber, wlsxTrapAPLocation, wlsxTrapAPChannel }
Status	current
Description	This trap indicates that an air monitor has detected an ad hoc network that is bridging to a wired network'
History	Added in ArubaOS 3.1.0.0.

wlsxDisconnectStationAttackAP

Objects	{ wlsxTrapTime, wlsxTrapFrameType, wlsxTrapTargetAPBSSID, wlsxTrapTargetAPSSID, wlsxTrapSnr, wlsxTrapAPMacAddress, wlsxTrapAPRadioNumber, wlsxTrapAPLocation }
Status	current
Description	This trap indicates that an air monitor detected a station disconnect attack. For more information refer to: http://www.wve.org/entries/show/WVE-2005-0045 http://www.wve.org/entries/show/WVE-2005-0046 http://www.wve.org/entries/show/WVE-2005-0048
History	Added in ArubaOS 3.1.0.0.

wlsxDisconnectStationAttackSta

Objects	{ wlsxTrapTime, wlsxTrapFrameType, wlsxTrapSourceMac, wlsxTrapSnr, wlsxTrapAPMacAddress, wlsxTrapAPRadioNumber, wlsxTrapAPLocation }
Status	current
Description	This trap indicates that an air monitor detected a station disconnect attack. For more information refer to: http://www.wve.org/entries/show/WVE-2005-0045 http://www.wve.org/entries/show/WVE-2005-0046 http://www.wve.org/entries/show/WVE-2005-0048
History	Added in ArubaOS 3.1.0.0.

wlsxSuspectUnsecureAPDetected

Objects	{ wlsxTrapTime, wlsxTrapTargetAPBSSID, wlsxTrapTargetAPSSID, wlsxTrapAPRadioNumber, wlsxTrapMatchedMac, wlsxTrapMatchedIp, wlsxTrapConfidenceLevel, wlsxTrapAPLocation, wlsxTrapRogueInfoURL }
Status	current
Description	This trap indicates that a suspected unsecure access point is detected by a controller. The access point is suspected to be unsecure with the supplied confidence level, because it was matched to the wired MAC address or IP address.
History	Added in ArubaOS 3.1.0.0.

wlsxSuspectUnsecureAPResolved

Objects	{ wlsxTrapTime, wlsxTrapTargetAPBSSID, wlsxTrapTargetAPSSID, wlsxTrapAPRadioNumber }
Status	current
Description	This trap indicates that a previously detected suspected unsecure access point is no longer present in the network or has changed its state.
History	Added in ArubaOS 3.1.0.0.

wlsxConfigurationLicenseMismatch

Objects	{ wlsxTrapTime, wlsxTrapConfigurationId, wlsxTrapMissingLicenses }
Status	current
Description	This trap indicates the configuration update status in the case where some configuration could not be applied due to missing licenses.
History	Added in ArubaOS 3.1.0.0.

wlsxVoiceCdrBufferThresholdReached

Objects	{ wlsxTrapTime, wlsxVoiceCurrentNumCdr }
Status	current
Description	This trap indicates that the CDR buffer threshold has been reached.
History	Added in ArubaOS 3.1.0.0.

wlsxTunnelUp

Objects	wlsxTrapTime, wlsxTrapTunnelId, wlsxTrapTunnelUpReason, wlsxTrapTunnelStatus }
Status	current
Description	This trap indicates that a tunnel interface is up.

History

Added in ArubaOS 3.1.0.0.

wlsxTunnelDown

Objects	{ wlsxTrapTime, wlsxTrapTunnelId, wlsxTrapTunnelDownReason, wlsxTrapTunnelStatus }
Status	current
Description	This trap indicates that a tunnel interface is down.
History	Added in ArubaOS 3.1.0.0.

wlsxMeshNodeEntryChanged

Objects	{ wlsxTrapTime, wlsxTrapTableGenNumber,wlsxTrapAPMacAddress, wlsxTrapTableEntryChangeType }
Status	current
Description	This trap indicates that the mesh node configuration has changed.
History	Added in ArubaOS 3.2.0.0.

wlsxHtGreenfieldSupported

Objects	{ wlsxTrapTime, wlsxTrapTargetAPBSSID,wlsxTrapTargetAPSSID, wlsxTrapAPMacAddress,wlsxTrapAPRadioNumber, wlsxTrapAPLocation,wlsxTrapAPChannel }
Status	current
Description	This trap indicates that an AP/AM detected an AP that can supported HT Greenfield mode.
History	Added in ArubaOS 3.3.0.0.

wlsxHT40MHzIntoleranceAP

Objects	{ wlsxTrapTime, wlsxTrapTargetAPBSSID,wlsxTrapTargetAPSSID, wlsxTrapAPMacAddress,wlsxTrapAPRadioNumber, wlsxTrapAPLocation,wlsxTrapAPChannel }
Status	current
Description	This trap indicates that an AP/AM detected an AP that has the HT 40MHz intolerance setting.
History	Added in ArubaOS 3.3.0.0.

wlsxHT40MHzIntoleranceSta

Objects	{ wlsxTrapTime, wlsxTrapSourceMac,wlsxTrapSnr, wlsxTrapAPChannel,wlsxTrapFrameType, wlsxTrapAPMacAddress,wlsxTrapAPRadioNumber, wlsxTrapAPLocation }
Status	current
Description	This trap indicates that the system detected a HT 40MHz Intolerance setting a Station.
History	Added in ArubaOS 3.3.0.0.

wlsxNAuthServerAllInService

Objects	{ wlsxTrapTime, wlsxTrapESIServerGrpName }
Status	current
Description	This trap indicates that all authentication servers in a server group are brought back in service
History	Added in ArubaOS 3.4.1

wlsxNAdhocNetwork

Objects	{ wlsxTrapTime, wlsxTrapSourceMac, wlsxTrapTargetAPBSSID, wlsxTrapTargetAPSSID, wlsxTrapSnr, wlsxTrapAPMacAddress, wlsxTrapAPRadioNumber, wlsxTrapAPLocation, wlsxTrapAPChannel }
Status	current
Description	This trap indicates that an AM detected an Ad hoc Network. An Station is connected to an ad hoc AP.
History	Added in ArubaOS 3.4.1

wlsxNAdhocNetworkBridgeDetectedAP

Objects	{ wlsxTrapTime, wlsxTrapTargetAPBSSID, wlsxTrapTargetAPSSID, wlsxTrapSnr, wlsxTrapAPMacAddress, wlsxTrapAPRadioNumber, wlsxTrapAPLocation, wlsxTrapAPChannel }
Status	current
Description	This trap indicates that an AM has detected an Ad hoc network that is bridging to a wired network
History	Added in ArubaOS 3.4.1

wlsxNAdhocNetworkBridgeDetectedSta

Objects	{ wlsxTrapTime, wlsxTrapSourceMac, wlsxTrapTargetAPBSSID, wlsxTrapTargetAPSSID, wlsxTrapSnr, wlsxTrapAPMacAddress, wlsxTrapAPRadioNumber, wlsxTrapAPLocation, wlsxTrapAPChannel }
Status	current
Description	This trap indicates that an AM has detected an Ad hoc network that is bridging to a wired network
History	Added in ArubaOS 3.4.1

wlsxNAuthMaxXsecUserEntries

Objects	{ wlsxTrapTime }
Status	current

Description	A trap which indicates that the xSec user limit is reached.
History	Added in ArubaOS 3.4.1

wlsxNVpnMaxSessions

Objects	{ wlsxTrapTime }
Status	current
Description	A trap which indicates that the VPN session limit is reached.
History	Added in ArubaOS 3.4.1

wlsxNRapExpiredPSK

Objects	{ wlsxTrapTime, wlsxTrapAPIpAddress, wlsxTrapApSerialNumber }
Status	current
Description	A trap which indicates that the RAP is using the Expired PSK.
History	Added in ArubaOS 3.4.1

wlsxNRapWarnExpiredPSK

Objects	{ wlsxTrapTime, wlsxTrapTimeStr }
Status	current
Description	A trap which indicates that the Cached IKE PSK for RAPs will expire soon.
History	Added in ArubaOS 3.4.1

wlsxNConnectionResetWithLocal

Objects	{ wlsxTrapTime, wlsxTrapMasterName, wlsxTrapMasterIp, wlsxTrapLocalName, wlsxTrapLocalIp, wlsxTrapTimeStr }
Status	current
Description	A trap which indicates that tcp connection between master controller and local controller has been lost.
History	Added in ArubaOS 3.4.1

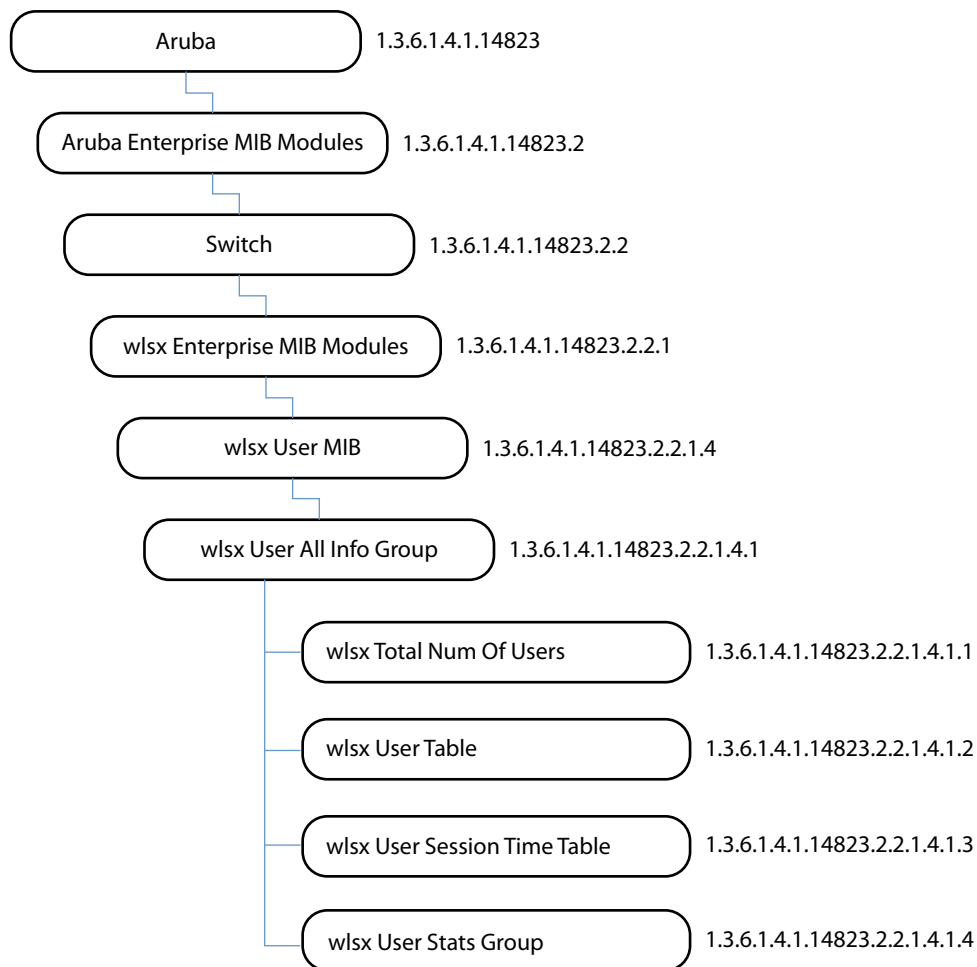
wlsxNAPOnBackupController

Objects	{ Objects wlsxTrapTime, wlsxTrapAPMacAddress, wlsxTrapBackupControllerIp, wlsxTrapPrimaryControllerIp }
Status	current
Description	A trap which indicates that tcp connection between master controller and local controller has been lost.
History	Added in ArubaOS 3.4.1

The User module provides information about the *user*, the party connected to the controller. Information includes the total number of users, name and access-level of the user, the physical location of the user's station, and so on. *User* MIBs support IPv4. For IPv6 support, see [Chapter 16 on page 447](#).

[Figure 16](#) shows the architecture of the User MIB relative to 1.3.6.1.4.1.14823 (iso.org.dod.internet.private.enterprise.aruba). The User MIBs are listed in the file *aruba-user.my*. For information about downloading Dell MIB files, see [“Downloading MIB Files” on page 23](#).

Figure 16 *User Hierarchy*



The User MIB contains the following tables.

Table 93 *User MIB Tables*

Table	Description
wlsxTotalNumOfUsers	This table lists the total number of users connected to the controller.

Table 93 *User MIB Tables (Continued)*

Table	Description
wlsxUserTable	This table lists all the users (both wired and wireless) currently connected to the controller. Users are identified by their MAC address and IP address.
wlsxUserSessionTimeTable	This table lists the user session time counts on an ESSID. The session times are sorted by time length (duration).
wlsxUserStatsGroup	This table lists the user count information based on the authentication type.

wlsxTotalNumOfUsers

Syntax	Counter32
Max-Access	read-only
Status	current
Description	This table lists the total number of users.

wlsxUserTable

The object of the wlsx User table is actually a counter—it lists all the users (both wired and wireless) that are connected to the controller. Users are identified by their MAC address and IP address.

Table 94 *wlsxUserTable OIDs*

Object	Object ID	
wlsxUserEntry	1.3.6.1.4.1.14823.2.2.1.4.1.2.1	wlsxUserTable 1
nUserPhyAddress	1.3.6.1.4.1.14823.2.4.1.2.1.1	wlsxUserEntry 1
nUserIpAddress	1.3.6.1.4.1.14823.2.4.1.2.1.2	wlsxUserEntry 2
nUserName	1.3.6.1.4.1.14823.2.4.1.2.1.3	wlsxUserEntry 3
nUserRole	1.3.6.1.4.1.14823.2.4.1.2.1.4	wlsxUserEntry 4
nUserUpTime	1.3.6.1.4.1.14823.2.4.1.2.1.5	wlsxUserEntry 5
nUserAuthenticationMethod	1.3.6.1.4.1.14823.2.4.1.2.1.6	wlsxUserEntry 6
nUserSubAuthenticationMethod	1.3.6.1.4.1.14823.2.4.1.2.1.7	wlsxUserEntry 7
nUserAuthServerName	1.3.6.1.4.1.14823.2.4.1.2.1.8	wlsxUserEntry 8
nUserExtVPNAddress	1.3.6.1.4.1.14823.2.4.1.2.1.9	wlsxUserEntry 9
nUserApLocation	1.3.6.1.4.1.14823.2.4.1.2.1.10	wlsxUserEntry 10
nUserApBSSID	1.3.6.1.4.1.14823.2.4.1.2.1.11	wlsxUserEntry 11
nUserIsOnHomeAgent	1.3.6.1.4.1.14823.2.4.1.2.1.12	wlsxUserEntry 12
nUserHomeAgentIpAddress	1.3.6.1.4.1.14823.2.4.1.2.1.13	wlsxUserEntry 13
nUserMobilityStatus	1.3.6.1.4.1.14823.2.4.1.2.1.14	wlsxUserEntry 14
nUserHomeVLAN	1.3.6.1.4.1.14823.2.4.1.2.1.15	wlsxUserEntry 15

Table 94 *wlsxUserTable OIDs (Continued)*

Object	Object ID	
nUserDefaultVLAN	1.3.6.1.4.1.14823.2.4.1.2.1.16	wlsxUserEntry 16
nUserAssignedVLAN	1.3.6.1.4.1.14823.2.4.1.2.1.17	wlsxUserEntry 17
nUserBWContractName	1.3.6.1.4.1.14823.2.4.1.2.1.18	wlsxUserEntry 18
nUserBWContractUsage	1.3.6.1.4.1.14823.2.4.1.2.1.19	wlsxUserEntry 19
nUserBWContractId	1.3.6.1.4.1.14823.2.4.1.2.1.20	wlsxUserEntry 20
nUserIsProxyArpEnabled	1.3.6.1.4.1.14823.2.4.1.2.1.21	wlsxUserEntry 21
nUserCurrentVLAN	1.3.6.1.4.1.14823.2.4.1.2.1.22	wlsxUserEntry 22
nUserIsWired	1.3.6.1.4.1.14823.2.4.1.2.1.23	wlsxUserEntry 23
nUserConnectedSlot	1.3.6.1.4.1.14823.2.4.1.2.1.24	wlsxUserEntry 24
nUserConnectedPort	1.3.6.1.4.1.14823.2.4.1.2.1.25	wlsxUserEntry 25
nUserPhyType	1.3.6.1.4.1.14823.2.4.1.2.1.26	wlsxUserEntry 26
nUserMobilityDomainName	1.3.6.1.4.1.14823.2.4.1.2.1.27	wlsxUserEntry 27
nUserUPBWContractName	1.3.6.1.4.1.14823.2.4.1.2.1.28	wlsxUserEntry 28
nUserUPBWContractUsage	1.3.6.1.4.1.14823.2.4.1.2.1.29	wlsxUserEntry 29
nUserUPBWContractId	1.3.6.1.4.1.14823.2.4.1.2.1.30	wlsxUserEntry 30
nUserDNBWContractName	1.3.6.1.4.1.14823.2.4.1.2.1.31	wlsxUserEntry 31
nUserDNBWContractUsage	1.3.6.1.4.1.14823.2.4.1.2.1.32	wlsxUserEntry 32
nUserDNBWContractId	1.3.6.1.4.1.14823.2.4.1.2.1.33	wlsxUserEntry 33
nUserHTMode	1.3.6.1.4.1.14823.2.4.1.2.1.34	wlsxUserEntry 34
nUserForwardMode	1.3.6.1.4.1.14823.2.4.1.2.1.35	wlsxUserEntry 35
nUserEncryptionMethod	1.3.6.1.4.1.14823.2.4.1.2.1.36	wlsxUserEntry 36

wlsxUserEntry

Syntax	wlsxUserEntry
Max-Access	not-accessible
Status	current
Description	User entry
Index	{ nUserPhyAddress, nUserIpAddress }
History	Added in ArubaOS 2.3.

nUserPhyAddress

Syntax	MacAddress
Max-Access	not-accessible
Status	current
Description	Physical address of the station from which the user connected to the controller.
History	Added in ArubaOS 2.3.

nUserIpAddress

Syntax	IpAddress
Max-Access	not-accessible
Status	current
Description	IP address of the user.
History	Added in ArubaOS 2.3.

nUserName

Syntax	DisplayString(SIZE(0..128))
Max-Access	read-only
Status	current
Description	Name of the user.
History	Added in ArubaOS 2.3.

nUserRole

Syntax	DisplayString(SIZE(0..64))
Max-Access	read-only
Status	current
Description	The role configured for this user.
History	Added in ArubaOS 2.3.

nUserUpTime

Syntax	TimeTicks
Max-Access	read-only
Status	current
Description	Time since the user connected to the controller.
History	Added in ArubaOS 2.3.

nUserAuthenticationMethod

Syntax	ArubaAuthenticationMethods
Max-Access	read-only
Status	current
Description	Authentication mechanism used by the user to connect to the controller.
History	Added in ArubaOS 2.3.

nUserSubAuthenticationMethod

Syntax	ArubaSubAuthenticationMethods
Max-Access	read-only

Status	current
Description	Sub-authentication method
History	Added in ArubaOS 2.3.

nUserAuthServerName

Syntax	DisplayString(SIZE(0..32))
Max-Access	read-only
Status	current
Description	Name of the authentication server used to authenticate the user.
History	Added in ArubaOS 2.3. Updated in ArubaOS 3.2.0.0.—description

nUserExtVPNAddress

Syntax	IpAddress
Max-Access	read-only
Status	current
Description	External VPN IP address if this is a VPN user, or 0.0.0.0 if not.
History	Added in ArubaOS 2.3. Updated in ArubaOS 3.2.0.0.—description.

nUserApLocation

Syntax	DisplayString(SIZE(0..32))
Max-Access	read-only
Status	current
Description	Location of the access point with which the user used is associated.
History	Updated in ArubaOS 3.2.0.0.—description.

nUserApBSSID

Syntax	MacAddress
Max-Access	read-only
Status	current
Description	BSSID of the access point which the user used to connect to the controller.

nUserIsOnHomeAgent

Syntax	TruthValue
Max-Access	read-only

Status	current
Description	The object will indicate if the controller is the home controller for the user or not.
History	Added in ArubaOS 2.3.

nUserHomeAgentIpAddress

Syntax	IpAddress
Max-Access	read-only
Status	current
Description	The home agent IP address of the user. If this user is already on the home controller, then this IP is the controller IP address. Otherwise, it is the home controller IP address
History	Added in ArubaOS 2.3.

nUserMobilityStatus

Syntax	Integer visitor(1) away(2) associated(3) wired(4)
Max-Access	read-only
Status	current
Description	The mobility status of the user.
History	Added in ArubaOS 2.3. Updated in ArubaOS 3.1—addition of syntax item (4)

nUserHomeVLAN

Syntax	Integer32
Max-Access	read-only
Status	current
Description	Home VLAN of the user. If the user is on the home controller, then this VLAN will be the same as <i>userDefaultVLAN</i> .
History	Added in ArubaOS 2.3.

nUserDefaultVLAN

Syntax	Integer32
Max-Access	read-only
Status	current
Description	Default VLAN of the user based on the access point configuration.
History	Added in ArubaOS 2.3.

nUserAssignedVLAN

Syntax	Integer32
Max-Access	read-only
Status	current
Description	This VLAN will be different from the default VLAN if the user has a derived VLAN configuration.
History	Added in ArubaOS 2.3.

nUserBWContractName

Syntax	DisplayString(SIZE(0..32))
Max-Access	read-only
Status	deprecated
Description	Name of the bandwidth contract applied to this user.
History	Added in ArubaOS 2.3. Deprecated in ArubaOS 3.2.0.0.

nUserBWContractUsage

Syntax	Integer user(1) shared(2)
Max-Access	read-only
Status	current
Description	Indicates how the bandwidth contract is used.
History	Added in ArubaOS 2.3. Deprecated in ArubaOS 3.2.0.0.

nUserBWContractId

Syntax	Integer32
Max-Access	read-only
Status	current
Description	Bandwidth contract ID assigned to the user
History	Added in ArubaOS 2.3. Deprecated in ArubaOS 3.2.0.0.

nUserIsProxyArpEnabled

Syntax	TruthValue
Max-Access	read-only
Status	current
Description	Indicates if the controller is proxy ARPing for the user.

nUserCurrentVLAN

Syntax	Integer32
Max-Access	read-only
Status	current
Description	The VLAN to which the user is currently bound.

nUserIsWired

Syntax	TruthValue
Max-Access	read-only
Status	current
Description	Indicates whether this is a wired or wireless user.
History	Added in ArubaOS 2.3.

nUserConnectedSlot

Syntax	Integer32
Max-Access	read-only
Status	current
Description	The slot to which the user is connected, if wired.
History	Added in ArubaOS 2.3.

nUserConnectedPort

Syntax	Integer32
Max-Access	read-only
Status	current
Description	The port to which the user is connected, if wired.

History

Added in ArubaOS 2.3.

nUserPhyType

Syntax	ArubaPhyType
Max-Access	read-only
Status	current
Description	The wireless PHY type to which the user is associated or wired.
History	Added in ArubaOS 3.1

nUserMobilityDomainName

Syntax	DisplayString(SIZE(0..64))
Max-Access	read-only
Status	current
Description	The name of the mobility domain to which the mobile user belongs.
History	Added in ArubaOS 3.1

nUserUPBWContractName

Syntax	DisplayString(SIZE(0..32))
Max-Access	read-only
Status	current
Description	Name of the upstream bandwidth contract applied to this user.
History	Added in ArubaOS 3.2.0.0.

nUserUPBWContractUsage

Syntax	Integer user(1), shared(2)
Max-Access	read-only
Status	current
Description	Indicates how the upstream bandwidth contract is used.
History	Added in ArubaOS 3.2.0.0.

nUserUPBWContractId

Syntax	Integer32
---------------	-----------

Max-Access	read-only
Status	current
Description	Upstream bandwidth contract ID assigned to the user.
History	Added in ArubaOS 3.2.0.0.

nUserDNBWContractName

Syntax	DisplayString(SIZE(0..32))
Max-Access	read-only
Status	current
Description	Name of the downstream bandwidth contract applied to this user.
History	Added in ArubaOS 3.2.0.0.

nUserDNBWContractUsage

Syntax	Integer user(1) shared(2)
Max-Access	read-only
Status	current
Description	Indicates how the downstream bandwidth contract is used.
History	Added in ArubaOS 3.2.0.0.

nUserDNBWContractId

Syntax	Integer32
Max-Access	read-only
Status	current
Description	Downstream bandwidth contract ID assigned to the user.
History	Added in ArubaOS 3.2.0.0.

nUserHTMode

Syntax	ArubaHTMode
Max-Access	read-only
Status	current
Description	The HT mode of this user, if any.
History	Added in ArubaOS 3.3.0.0.

nUserForwardMode

Syntax	ArubaUserForwardMode
---------------	----------------------

Max-Access	read-only
Status	current
Description	The User mode.
History	Added in ArubaOS 5.0

nUserEncryptionMethod

Syntax	ArubaEncryptionMethod
Max-Access	read-only
Status	current
Description	Provides encryption method information through SNMP.
History	Added in ArubaOS 3.4

wlsxUserSessionTimeTable

The objects of the wlsx User Session Time table list the user session time counts on an ESSID. The sessions are sorted by time length. The sessions that last longer than 240 minutes are sorted in the 240 minute *bucket*.

Table 95 *wlsxUserSessionTimeTable* OIDs

Object	Object ID	
wlsxUserSessionTimeEntry	1.3.6.1.4.1.14823.2.2.1.4.1.3.1	wlsxUserSessionTimeTable 1
wlsxUserSessionTimeLength	1.3.6.1.4.1.14823.2.2.1.4.1.3.1.1	wlsxUserSessionTimeEntry 1
wlsxUserSessionTimeCount	1.3.6.1.4.1.14823.2.2.1.4.1.3.1.2	wlsxUserSessionTimeEntry 2

wlsxUserSessionTimeEntry

Syntax	wlsxUserSessionTimeEntry
Max-Access	not-accessible
Status	current
Description	User session time data, divided into buckets of different time length.
Index	{ wlanESSID, wlsxUserSessionTimeLength }
History	Added in ArubaOS 3.1.0.0.

wlsxUserSessionTimeLength

Syntax	Integer32
Max-Access	not-accessible
Status	current
Description	Pre-defined user session time length.
History	Added in ArubaOS 3.1.0.0.

wlsxUserSessionTimeCount

Syntax	Counter32
Max-Access	read-only
Status	current
Description	Number of users that are connected to the ESSID whose sessions expired in this time interval.
History	Added in ArubaOS 3.1.0.0.

wlsxUserStatsGroup

The objects of the wlsx User Stats Group table provide user statistics information based on authentication types.

Table 96 *wlsxUserStatsGroup OIDs*

Object	Object ID	
wlsxNumOfUsers8021x	1.3.6.1.4.1.14823.2.2.1.4.1.4.1	wlsxUserStatsGroup 1
wlsxNumOfUsersVPN	1.3.6.1.4.1.14823.2.2.1.4.1.4.2	wlsxUserStatsGroup 2
wlsxNumOfUsersCP	1.3.6.1.4.1.14823.2.2.1.4.1.4.3	wlsxUserStatsGroup 3
wlsxNumOfUsersMAC	1.3.6.1.4.1.14823.2.2.1.4.1.4.4	wlsxUserStatsGroup 4
wlsxNumOfUsersStateful8021x	1.3.6.1.4.1.14823.2.2.1.4.1.4.5	wlsxUserStatsGroup 5

wlsxNumOfUsers8021x

Syntax	Unsigned32
Max-Access	read-only
Status	current
Description	The number of 802.1x users
History	Added in ArubaOS 3.4

wlsxNumOfUsersVPN

Syntax	Unsigned32
Max-Access	read-only
Status	current
Description	The number of VPN users.
History	Added in ArubaOS 3.4

wlsxNumOfUsersCP

Syntax	Unsigned32
Max-Access	read-only
Status	current
Description	The number of Captive Portal users.
History	Added in ArubaOS 3.4

wlsxNumOfUsersMAC

Syntax	Unsigned32
Max-Access	read-only
Status	current
Description	The number of MAC users.
History	Added in ArubaOS 3.4

wlsxNumOfUsersStateful8021x

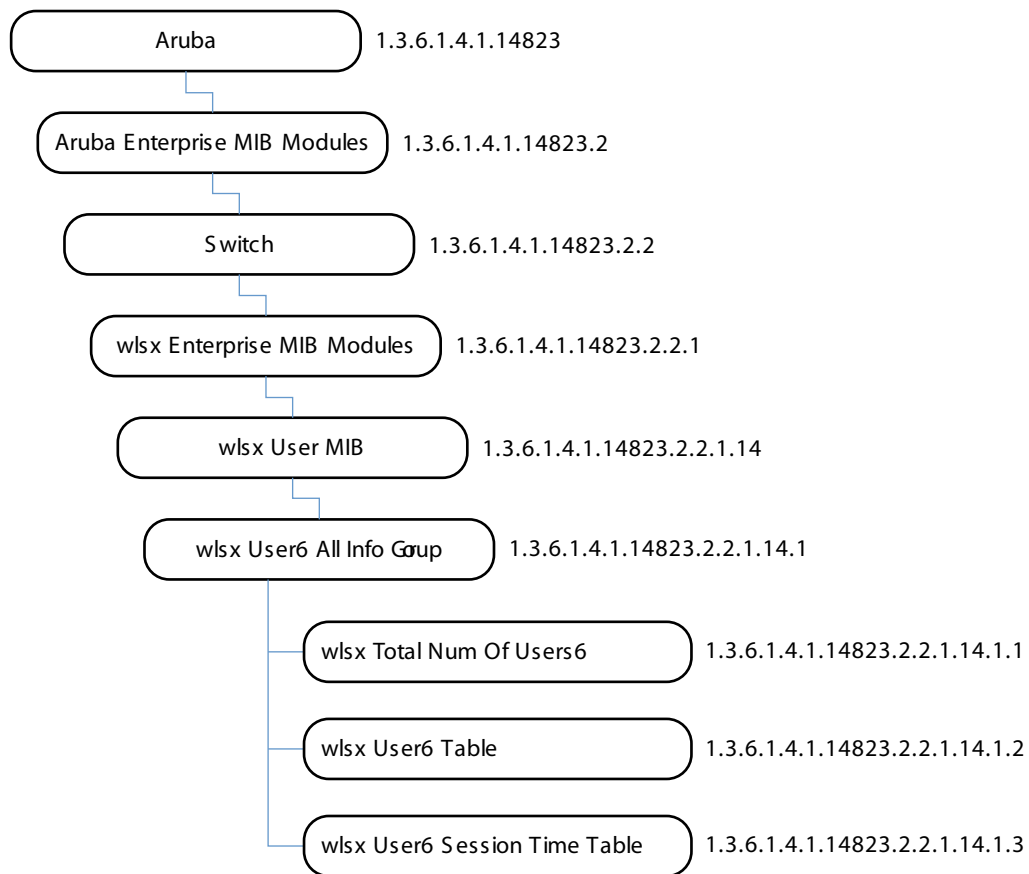
Syntax	Unsigned32
Max-Access	read-only
Status	current
Description	The number of stateful 802.1x users.
History	Added in ArubaOS 3.4

The User6 module supports IPv6 users. This module provides information about the users, the party connected to the controller. Information includes the total number of users, name and access-level of the user, the physical location of the user's station, and so on.

For IPv4 support, see [Chapter 15 on page 427](#).

Figure 17 shows the architecture of the User6 MIB relative to 1.3.6.1.4.1.14823 (iso.org.dod.internet.private.enterprise.aruba). The User MIBs are listed in the file *aruba-user6.my*. For information about downloading Dell MIB files, see [Downloading MIB Files on page 23](#).

Figure 17 User6 Hierarchy



The User6 MIB contains the following tables.

Table 97 User6 MIB Tables

Table	Description
wlsxUser6AllInfoGroup	This table lists the total number of users connected to the controller.

Table 97 *User6 MIB Tables (Continued)*

Table	Description
wlsxUser6Table	This table lists all the users (both wired and wireless) currently connected to the controller. Users are identified by their MAC address and IP address.
wlsxUser6SessionTimeTable	This table lists the user session time counts on an ESSID. The session times are sorted by time length (duration).

wlsxUser6AllInfoGroup

The wlsx User6 All Information Group contains information about the users in the controller.

wlsxTotalNumOfUsers6

Syntax	Counter32
Max-Access	read-only
Status	current
Description	Total Number of the users.
History	Added in ArubaOS 3.3.0.0.

wlsxUser6Table

The wlsx User6 Table lists all the users both wired and wireless that are currently connected to the controller. Users are identified by their MAC address and their IP address.

Table 98 *wlsxUser6AllInfoGroup Objects*

Object	Object ID	
wlsxUser6Entry	1.3.6.1.4.1.14823.2.2.1.14.1.2	wlsxUser6AllInfoGroup 2
nUser6PhyAddress	1.3.6.1.4.1.14823.2.2.1.14.1.2.1	wlsxUser6Entry 1
nUser6IpAddress	1.3.6.1.4.1.14823.2.2.1.14.1.2.2	wlsxUser6Entry 2
nUser6Name	1.3.6.1.4.1.14823.2.2.1.14.1.2.3	wlsxUser6Entry 3
nUser6Role	1.3.6.1.4.1.14823.2.2.1.14.1.2.4	wlsxUser6Entry 4
nUser6UpTime	1.3.6.1.4.1.14823.2.2.1.14.1.2.5	wlsxUser6Entry5
nUser6AuthenticationMethod	1.3.6.1.4.1.14823.2.2.1.14.1.2.6	wlsxUser6Entry 6
nUser6SubAuthenticationMethod	1.3.6.1.4.1.14823.2.2.1.14.1.2.7	wlsxUser6Entry 7
nUser6AuthServerName	1.3.6.1.4.1.14823.2.2.1.14.1.2.8	wlsxUser6Entry 8
nUser6ExtVPNAddress	1.3.6.1.4.1.14823.2.2.1.14.1.2.9	wlsxUser6Entry 9
nUser6ApLocation	1.3.6.1.4.1.14823.2.2.1.14.1.2.10	wlsxUser6Entry 10
nUser6ApBSSID	1.3.6.1.4.1.14823.2.2.1.14.1.2.11	wlsxUser6Entry 11
nUser6IsOnHomeAgent	1.3.6.1.4.1.14823.2.2.1.14.1.2.12	wlsxUser6Entry 12
nUser6HomeAgentIpAddress	1.3.6.1.4.1.14823.2.2.1.14.1.2.13	wlsxUser6Entry 13

Table 98 *wlsxUser6AllInfoGroup Objects*

Object	Object ID	
nUser6MobilityStatus	1.3.6.1.4.1.14823.2.2.1.14.1.2.14	wlsxUser6Entry 14
nUser6HomeVLAN	1.3.6.1.4.1.14823.2.2.1.14.1.2.15	wlsxUser6Entry 15
nUser6DefaultVLAN	1.3.6.1.4.1.14823.2.2.1.14.1.2.16	wlsxUser6Entry 16
nUser6AssignedVLAN	1.3.6.1.4.1.14823.2.2.1.14.1.2.17	wlsxUser6Entry 17
nUser6BWContractName	1.3.6.1.4.1.14823.2.2.1.14.1.2.18	wlsxUser6Entry 18
nUser6BWContractUsage	1.3.6.1.4.1.14823.2.2.1.14.1.2.19	wlsxUser6Entry 19
nUser6BWContractId	1.3.6.1.4.1.14823.2.2.1.14.1.2.20	wlsxUser6Entry 20
nUser6IsProxyArpEnabled	1.3.6.1.4.1.14823.2.2.1.14.1.2.21	wlsxUser6Entry 21
nUser6CurrentVLAN	1.3.6.1.4.1.14823.2.2.1.14.1.2.22	wlsxUser6Entry 22
nUser6IsWired	1.3.6.1.4.1.14823.2.2.1.14.1.2.23	wlsxUser6Entry 23
nUser6ConnectedSlot	1.3.6.1.4.1.14823.2.2.1.14.1.2.24	wlsxUser6Entry 24
nUser6ConnectedPort	1.3.6.1.4.1.14823.2.2.1.14.1.2.25	wlsxUser6Entry 25
nUser6PhyType	1.3.6.1.4.1.14823.2.2.1.14.1.2.26	wlsxUser6Entry 26
nUser6MobilityDomainName	1.3.6.1.4.1.14823.2.2.1.14.1.2.27	wlsxUser6Entry 27
nUser6UPBWContractName	1.3.6.1.4.1.14823.2.2.1.14.1.2.28	wlsxUser6Entry 28
nUser6UPBWContractUsage	1.3.6.1.4.1.14823.2.2.1.14.1.2.29	wlsxUser6Entry 29
nUser6UPBWContractId	1.3.6.1.4.1.14823.2.2.1.14.1.2.30	wlsxUser6Entry 30
nUser6DNBWContractName	1.3.6.1.4.1.14823.2.2.1.14.1.2.31	wlsxUser6Entry 31
nUser6DNBWContractUsage	1.3.6.1.4.1.14823.2.2.1.14.1.2.32	wlsxUser6Entry 32
nUser6DNBWContractId	1.3.6.1.4.1.14823.2.2.1.14.1.2.33	wlsxUser6Entry 33
nUser6HTMode	1.3.6.1.4.1.14823.2.2.1.14.1.2.34	wlsxUser6Entry 34

wlsxUser6Entry

Syntax	wlsxUser6Entry
Max-Access	not-accessible
Status	current
Description	User Entry
Index	{ nUser6PhyAddress, nUser6IpAddress }

nUser6PhyAddress

Syntax	MacAddress
Max-Access	not-accessible
Status	current
Description	MAC address of the station from which the user connected to the controller.
History	Added in ArubaOS 3.3.0.0.

nUser6IpAddress

Syntax	DisplayString(SIZE(0..128))
Max-Access	not-accessible
Status	current
Description	IPv6 Address of the user.
History	Added in ArubaOS 3.3.0.0.

nUser6Name

Syntax	DisplayString(SIZE(0..128))
Max-Access	read-only
Status	current
Description	Name of the User.
History	Added in ArubaOS 3.3.0.0.

nUser6Role

Syntax	DisplayString(SIZE(0..64))
Max-Access	read-onl

Status	current
Description	The Role configured for this user.
History	Added in ArubaOS 3.3.0.0.

nUser6UpTime

Syntax	TimeTicks
Max-Access	read-only
Status	current
Description	Time since the user connected to the controller.
History	Added in ArubaOS 3.3.0.0.

nUser6AuthenticationMethod

Syntax	ArubaAuthenticationMethods
Max-Access	read-only
Status	current
Description	Authentication mechanism used by the user to connect to the controller.
History	Added in ArubaOS 3.3.0.0.

nUser6SubAuthenticationMethod

Syntax	ArubaSubAuthenticationMethods
Max-Access	read-only
Status	current
Description	Sub Authentication Method
History	Added in ArubaOS 3.3.0.0.

nUser6AuthServerName

Syntax	DisplayString(SIZE(0..32))
Max-Access	read-only
Status	current
Description	Name of the authentication server used to authenticate the user.
History	Added in ArubaOS 3.3.0.0.

nUser6ExtVPNAddress

Syntax	IpAddress
Max-Access	read-only

Status	current
Description	External VPN IP Address, if this is a VPN user or 0.0.0.0 if not.
History	Added in ArubaOS 3.3.0.0.

nUser6ApLocation

Syntax	DisplayString(SIZE(0..32))
Max-Access	read-only
Status	current
Description	Location of the access point to which the user is associated.
History	Added in ArubaOS 3.3.0.0.

nUser6ApBSSID

Syntax	MacAddress
Max-Access	read-only
Status	current
Description	BSSID of the access point that the user used to connect to the controller.
History	Added in ArubaOS 3.3.0.0.

nUser6IsOnHomeAgent

Syntax	TruthValue
Max-Access	read-only
Status	current
Description	The Object will indicate if the controller is the home controller for the user or not.
History	Added in ArubaOS 3.3.0.0.

nUser6HomeAgentIpAddress

Syntax	IpAddress
Max-Access	read-only
Status	current
Description	The Home agent IP Address of the user. If this user is already on the home controller, then this IP is the controller IP else it is the home controller IP address.
History	Added in ArubaOS 3.3.0.0.

nUser6MobilityStatus

Syntax	Integer visitor(1) away(2) associated(3) wired(4) }
Max-Access	read-only
Status	current
Description	The Mobility Status of the User.
History	Added in ArubaOS 3.3.0.0.

nUser6HomeVLAN

Syntax	Integer32
Max-Access	read-only
Status	current
Description	Home VLAN of the User. If the user is on the home controller then this VLAN will be same as userDefaultVLAN.
History	Added in ArubaOS 3.3.0.0.

nUser6DefaultVLAN

Syntax	Integer32
Max-Access	read-only
Status	current
Description	Default VLAN of the User based on the AP configuration.
History	Added in ArubaOS 3.3.0.0.

nUser6AssignedVLAN

Syntax	Integer32
Max-Access	read-only
Status	current
Description	This VLAN will be different from the Default VLAN if the user has a derived VLAN Configuration.
History	Added in ArubaOS 3.3.0.0.

nUser6BWContractName

Syntax	DisplayString(SIZE(0..32))
Max-Access	read-only
Status	deprecated
Description	Name of the Bandwidth Contract applied to this user.
History	Added in ArubaOS 3.3.0.0.

nUser6BWContractUsage

Syntax	Integer user(1) shared(2)
Max-Access	read-only
Status	deprecated
Description	Indicates how the Bandwidth Contract is used.
History	Added in ArubaOS 3.3.0.0.

nUser6BWContractId

Syntax	Integer32
---------------	-----------

Max-Access	read-only
Status	deprecated
Description	Bandwidth Contract Id Assigned to the User
History	Added in ArubaOS 3.3.0.0.

nUser6IsProxyArpEnabled

Syntax	TruthValue
Max-Access	read-only
Status	current
Description	This object will indicate if the controller is proxy ARPing for the user.
History	Added in ArubaOS 3.3.0.0.

nUser6CurrentVLAN

Syntax	Integer32
Max-Access	read-only
Status	current
Description	The VLAN to which the user is currently bound.
History	Added in ArubaOS 3.3.0.0.

nUser6IsWired

Syntax	TruthValue
Max-Access	read-only
Status	current
Description	Indicates whether this is a wired or wireless user.
History	Added in ArubaOS 3.3.0.0.

nUser6ConnectedSlot

Syntax	Integer32
Max-Access	read-only
Status	current
Description	The slot to which the user is connected, if wired.
History	Added in ArubaOS 3.3.0.0.

nUser6ConnectedPort

Syntax	Integer32
Max-Access	read-only

Status	current
Description	The port to which the user is connected, if wired.
History	Added in ArubaOS 3.3.0.0.

nUser6PhyType

Syntax	ArubaPhyType
Max-Access	read-only
Status	current
Description	The wireless PHY type to which the user is associated, or 'wired'.
History	Added in ArubaOS 3.3.0.0.

nUser6MobilityDomainName

Syntax	DisplayString(SIZE(0..64))
Max-Access	read-only
Status	current
Description	The name of mobility domain to which the mobile user belongs.
History	Added in ArubaOS 3.3.0.0.

nUser6UPBWContractName

Syntax	DisplayString(SIZE(0..32))
Max-Access	read-only
Status	current
Description	Name of the Upstream Bandwidth Contract applied to this user.
History	Added in ArubaOS 3.3.0.0.

nUser6UPBWContractUsage

Syntax	Integer user(1), shared(2)
Max-Access	read-only
Status	current
Description	Indicates how the Upstream Bandwidth Contract is used.
History	Added in ArubaOS 3.3.0.0.

nUser6UPBWContractId

Syntax	Integer32
Max-Access	read-only

Status	current
Description	Upstream Bandwidth Contract Id Assigned to the User
History	Added in ArubaOS 3.3.0.0.

nUser6DNBWContractName

Syntax	DisplayString(SIZE(0..32))
Max-Access	read-only
Status	current
Description	Name of the Downstream Bandwidth Contract applied to this user.
History	Added in ArubaOS 3.3.0.0.

nUser6DNBWContractUsage

Syntax	Integer user(1) shared(2)
Max-Access	read-only
Status	current
Description	Indicates how the Downstream Bandwidth Contract is used.
History	Added in ArubaOS 3.3.0.0.

nUser6DNBWContractId

Syntax	Integer32
Max-Access	read-only
Status	current
Description	Downstream Bandwidth Contract ID Assigned to the user.
History	Added in ArubaOS 3.3.0.0.

nUser6HTMode

Syntax	ArubaHTMode
Max-Access	read-only
Status	current
Description	The HT mode of this user, if any.
History	Added in ArubaOS 3.3.0.0.

wlsxUser6SessionTimeTable

The objects of the wlsx User5 Session Time table lists the user session time counts on an ESSID. The session times are separated into predefined time length buckets. Sessions that last longer than 240 minutes fall into the

240min bucket.

Table 99 *wlsxUser6SessionTimeTable OIDs*

Object		Object ID
wlsxUser6SessionTimeEntry	1.3.6.1.4.1.14823.2.2.1.14.1.3	wlsxUser6SessionTimeTable 1
wlsxUser6SessionTimeLength	1.3.6.1.4.1.14823.2.2.1.14.1.3.1	wlsxUser6SessionTimeEntry 1
wlsxUser6SessionTimeCount	1.3.6.1.4.1.14823.2.2.1.14.1.3.2	wlsxUser6SessionTimeEntry 2

wlsxUser6SessionTimeEntry

Syntax	wlsxUser6SessionTimeEntry
Max-Access	not-accessible
Status	current
Description	User session time data, divided into buckets of different time lengths
Index	{ wlanESSID, wlsxUser6SessionTimeLength }

wlsxUser6SessionTimeLength

Syntax	Integer32
Max-Access	not-accessible
Status	current
Description	Pre-defined user session time length.
History	Added in ArubaOS 3.3.0.0.

wlsxUser6SessionTime

Syntax	Counter32
Max-Access	read-only
Status	current
Description	Number of users that are connected to the essid whose sessions expired in this time interval.
History	Added in ArubaOS 3.3.0.0.

The Voice module provides information about Voice call status and call detail reporting.

[Figure 18](#) shows the architecture of the User MIB relative to 1.3.6.1.4.1.14823 (iso.org.dod.internet.private.enterprise.aruba). The Voice MIBs are listed in the file *aruba-voice.my*. For information about downloading Dell MIB files, see [“Downloading MIB Files” on page 23](#).

Figure 18 *Voice Hierarchy*



Table 100 *Voice MIB Objects*

Table	Description
wlsxVoiceCdrTotal	This object lists the total number of call detail records of the controller.
wlsxVoiceCdrTable	This table lists information of the call detail records of the controller.
Voice Call Center Group	This table lists the number of calls through the call center.
wlsxVoiceClientTotal	This table lists the total number of active calls of the client.
wlsxVoiceClientTable	This table lists all voice client information.
wlsxVoiceAPBssidTotal	This object lists the total number of active VoIP.
wlsxVoiceAPBssidTable	This table lists active VoIP information.

wlsxVoiceCdrTotal

The integer object of wlsx Voice CDR total lists the total number of Call Detail Records of the controller.

Syntax	Unsigned32
Max-Access	read-only
Status	current
Description	Total number of CDR information in the controller.
History	Added in ArubaOS 3.2.0.0.

wlsxVoiceCdrTable

The objects of the wlsx Voice CDR table list information of the Call Detail Records of the controller.

Table 101 *wlxs Voice CDR Table OIDs*

Object	Object ID	
wlsxVoiceCdrEntry	1.3.6.1.4.1.14823.2.2.1.12.1.1.2.1	wlsxVoiceCdrTable 1
voiceCdrId	1.3.6.1.4.1.14823.2.2.1.12.1.1.2.1.1	wlsxVoiceCdrEntry 1
voiceCdrIp	1.3.6.1.4.1.14823.2.2.1.12.1.1.2.1.2	wlsxVoiceCdrEntry 2
voiceCdrMac	1.3.6.1.4.1.14823.2.2.1.12.1.1.2.1.3	wlsxVoiceCdrEntry 3
voiceCdrName	1.3.6.1.4.1.14823.2.2.1.12.1.1.2.1.4	wlsxVoiceCdrEntry 4
voiceCdrDialNum	1.3.6.1.4.1.14823.2.2.1.12.1.1.2.1.5	wlsxVoiceCdrEntry 5
voiceCdrDir	1.3.6.1.4.1.14823.2.2.1.12.1.1.2.1.6	wlsxVoiceCdrEntry 6
voiceCdrOrigTime	1.3.6.1.4.1.14823.2.2.1.12.1.1.2.1.7	wlsxVoiceCdrEntry 7
voiceCdrSetupTime	1.3.6.1.4.1.14823.2.2.1.12.1.1.2.1.8	wlsxVoiceCdrEntry 8
voiceCdrTeardownTime	1.3.6.1.4.1.14823.2.2.1.12.1.1.2.1.9	wlsxVoiceCdrEntry 9
voiceCdrStatus	1.3.6.1.4.1.14823.2.2.1.12.1.1.2.1.10	wlsxVoiceCdrEntry 10
voiceCdrReason	1.3.6.1.4.1.14823.2.2.1.12.1.1.2.1.11	wlsxVoiceCdrEntry 11
voiceCdrDuration	1.3.6.1.4.1.14823.2.2.1.12.1.1.2.1.12	wlsxVoiceCdrEntry 12
voiceCdrRValue	1.3.6.1.4.1.14823.2.2.1.12.1.1.2.1.13	wlsxVoiceCdrEntry 13
voiceCdrApSwitchDelay	1.3.6.1.4.1.14823.2.2.1.12.1.1.2.1.14	wlsxVoiceCdrEntry 14
voiceCdrCodec	1.3.6.1.4.1.14823.2.2.1.12.1.1.2.1.15	wlsxVoiceCdrEntry 15
voiceCdrApName	1.3.6.1.4.1.14823.2.2.1.12.1.1.2.1.16	wlsxVoiceCdrEntry 16
voiceCdrApMac	1.3.6.1.4.1.14823.2.2.1.12.1.1.2.1.17	wlsxVoiceCdrEntry 17
voiceCdrBssid	1.3.6.1.4.1.14823.2.2.1.12.1.1.2.1.18	wlsxVoiceCdrEntry 18
voiceCdrEssid	1.3.6.1.4.1.14823.2.2.1.12.1.1.2.1.19	wlsxVoiceCdrEntry 19
voiceCdrHandovers	1.3.6.1.4.1.14823.2.2.1.12.1.1.2.1.20	wlsxVoiceCdrEntry 20
voiceCdrMOS	1.3.6.1.4.1.14823.2.2.1.12.1.1.2.1.21	wlsxVoiceCdrEntry 21

wlsxVoiceCdrEntry

Syntax	VoiceCdrEntry
Max-Access	not-accessible
Status	current
Description	Entry point.
Index	{voiceCdrId}
History	Added in ArubaOS 3.2.0.0.

voiceCdrId

Syntax	Unsigned32
Max-Access	not-accessible
Status	current
Description	Voice CDR ID/
History	Added in ArubaOS 3.2.0.0.

voiceCdrIp

Syntax	IpAddress
Max-Access	read-only
Status	current
Description	Voice CDR IP.
History	Added in ArubaOS 3.2.0.0.

voiceCdrMac

Syntax	MacAddress
Max-Access	read-only
Status	current
Description	Voice CDR MAC.
History	Added in ArubaOS 3.2.0.0.

voiceCdrName

Syntax	DisplayString
---------------	---------------

Max-Access	read-only
Status	current
Description	Voice CDR name.
History	Added in ArubaOS 3.2.0.0.

voiceCdrDialNum

Syntax	DisplayString
Max-Access	read-only
Status	current
Description	Voice CDR dialed number.
History	Added in ArubaOS 3.2.0.0.

voiceCdrDir

Syntax	ArubaVoiceCdrDirection
Max-Access	read-only
Status	current
Description	Voice CDR direction incoming or outgoing.
History	Added in ArubaOS 3.2.0.0.

voiceCdrOrigTime

Syntax	Unsigned32
Max-Access	read-only
Status	current
Description	Voice CDR original time.
History	Added in ArubaOS 3.2.0.0.

voiceCdrSetupTime

Syntax	Unsigned32
Max-Access	read-only
Status	current
Description	Voice CDR setup time.
History	Added in ArubaOS 3.2.0.0.

voiceCdrTeardownTime

Syntax	Unsigned32
Max-Access	read-only

Status	current
Description	Voice CDR tear-down number.
History	Added in ArubaOS 3.2.0.0.

voiceCdrStatus

Syntax	ArubaCallStates
Max-Access	read-only
Status	current
Description	Voice CDR status.
History	Added in ArubaOS 3.2.0.0.

voiceCdrReason

Syntax	DisplayString
Max-Access	read-only
Status	current
Description	Voice CDR reason.
History	Added in ArubaOS 3.2.0.0.

voiceCdrDuration

Syntax	Integer32
Max-Access	read-only
Status	current
Description	Voice CDR duration.
History	Added in ArubaOS 3.2.0.0.

voiceCdrRValue

Syntax	Integer32
Max-Access	read-only
Status	current
Description	Voice CDR R-value.
History	Added in ArubaOS 3.2.0.0.

voiceCdrApSwitchDelay

Syntax	Integer32
Max-Access	read-only

Status	current
Description	Voice CDR AP switch delay.
History	Added in ArubaOS 3.2.0.0.

voiceCdrCodec

Syntax	Integer32
Max-Access	read-only
Status	current
Description	Voice CDR codec.
History	Added in ArubaOS 3.2.0.0.

voiceCdrApName

Syntax	DisplayString
Max-Access	read-only
Status	current
Description	Voice CDR AP name.
History	Added in ArubaOS 3.2.0.0.

voiceCdrApMac

Syntax	MacAddress
Max-Access	read-only
Status	current
Description	Voice CDR AP MAC address.
History	Added in ArubaOS 3.2.0.0.

voiceCdrBssid

Syntax	DisplayString
Max-Access	read-only
Status	current
Description	Voice CDR BSSID.
History	Added in ArubaOS 3.2.0.0.

voiceCdrEssid

Syntax	DisplayString
Max-Access	read-only

Status	current
Description	Voice CDR ESSID.
History	Added in ArubaOS 3.2.0.0.

voiceCdrHandovers

Syntax	Integer32
Max-Access	read-only
Status	current
Description	Voice CDR client hand overs, AKA mobility rate.
History	Added in ArubaOS 3.2.0.0.

voiceCdrMOS

Syntax	Integer32
Max-Access	read-only
Status	current
Description	Voice CDR MOS.
History	Added in ArubaOS 3.2.0.0.

Voice Call Center Group

The objects of the Call Center Group provide scalar values—the count of the calls of a specific condition.

Table 102 *Voice Call Center OIDs*

Object	Object ID	
voiceCallCtrsTotal	1.3.6.1.4.1.14823.2.2.1.12.1.2.1	wlsxVoiceCallCtrsGroup 1
voiceCallCtrsSuccess	1.3.6.1.4.1.14823.2.2.1.12.1.2.2	wlsxVoiceCallCtrsGroup 2
voiceCallCtrsFailed	1.3.6.1.4.1.14823.2.2.1.12.1.2.3	wlsxVoiceCallCtrsGroup 3
voiceCallCtrsRejected	1.3.6.1.4.1.14823.2.2.1.12.1.2.4	wlsxVoiceCallCtrsGroup 4
voiceCallCtrsAborted	1.3.6.1.4.1.14823.2.2.1.12.1.2.5	wlsxVoiceCallCtrsGroup 5
voiceCallCtrsOrig	1.3.6.1.4.1.14823.2.2.1.12.1.2.6	wlsxVoiceCallCtrsGroup 6
voiceCallCtrsRecvd	1.3.6.1.4.1.14823.2.2.1.12.1.2.7	wlsxVoiceCallCtrsGroup 7
voiceCallCtrsActive	1.3.6.1.4.1.14823.2.2.1.12.1.2.8	wlsxVoiceCallCtrsGroup 8
voiceCallCtrsNotFnd	1.3.6.1.4.1.14823.2.2.1.12.1.2.9	wlsxVoiceCallCtrsGroup 9
voiceCallCtrsBusy	1.3.6.1.4.1.14823.2.2.1.12.1.2.10	wlsxVoiceCallCtrsGroup 10
voiceCallCtrsSvc	1.3.6.1.4.1.14823.2.2.1.12.1.2.11	wlsxVoiceCallCtrsGroup 11

Table 102 *Voice Call Center OIDs (Continued)*

Object	Object ID	
voiceCallCtrsReqTerm	1.3.6.1.4.1.14823.2.2.1.12.1.2.12	wlsxVoiceCallCtrsGroup 12
voiceCallCtrsDecline	1.3.6.1.4.1.14823.2.2.1.12.1.2.13	wlsxVoiceCallCtrsGroup 13
voiceCallCtrsUnauth	1.3.6.1.4.1.14823.2.2.1.12.1.2.14	wlsxVoiceCallCtrsGroup 14
voiceCallCtrsMisc	1.3.6.1.4.1.14823.2.2.1.12.1.2.15	wlsxVoiceCallCtrsGroup 15

voiceCallCtrsTotal

Syntax	Unsigned32
Max-Access	read-only
Status	current
Description	Total number of calls.
History	Added in ArubaOS 3.2.0.0.

voiceCallCtrsSuccess

Syntax	Unsigned32
Max-Access	read-only
Status	current
Description	Total number of successful calls.
History	Added in ArubaOS 3.2.0.0.

voiceCallCtrsFailed

Syntax	Unsigned32
Max-Access	read-only
Status	current
Description	Total number of failed calls.
History	Added in ArubaOS 3.2.0.0.

voiceCallCtrsRejected

Syntax	Unsigned32
Max-Access	read-only
Status	current
Description	Total number of rejected calls.
History	Added in ArubaOS 3.2.0.0.

voiceCallCtrsAborted

Syntax	Unsigned32
Max-Access	read-only

Status	current
Description	Total number of aborted calls.
History	Added in ArubaOS 3.2.0.0.

voiceCallCtrsOrig

Syntax	Unsigned32
Max-Access	read-only
Status	current
Description	Total number of originated calls.
History	Added in ArubaOS 3.2.0.0.

voiceCallCtrsRecvd

Syntax	Unsigned32
Max-Access	read-only
Status	current
Description	Total number of received calls.
History	Added in ArubaOS 3.2.0.0.

voiceCallCtrsActive

Syntax	Unsigned32
Max-Access	read-only
Status	current
Description	Total number of active calls.
History	Added in ArubaOS 3.2.0.0.

voiceCallCtrsNotFnd

Syntax	Unsigned32
Max-Access	read-only
Status	current
Description	Total number of not found calls.
History	Added in ArubaOS 3.2.0.0.

voiceCallCtrsBusy

Syntax	Unsigned32
Max-Access	read-only

Status	current
Description	Total number of busy calls.
History	Added in ArubaOS 3.2.0.0.

voiceCallCtrsSvc

Syntax	Unsigned32
Max-Access	read-only
Status	current
Description	Total number of service unavailable calls.
History	Added in ArubaOS 3.2.0.0.

voiceCallCtrsReqTerm

Syntax	Unsigned32
Max-Access	read-only
Status	current
Description	Total number of request terminated calls.
History	Added in ArubaOS 3.2.0.0.

voiceCallCtrsDecline

Syntax	Unsigned32
Max-Access	read-only
Status	current
Description	Total number of declined calls.
History	Added in ArubaOS 3.2.0.0.

voiceCallCtrsUnauth

Syntax	Unsigned32
Max-Access	read-only
Status	current
Description	Total number of unauthorized calls.
History	Added in ArubaOS 3.2.0.0.

voiceCallCtrsMisc

Syntax	Unsigned32
Max-Access	read-only

Status	current
Description	Total number of miscellaneous calls.
History	Added in ArubaOS 3.2.0.0.

wlsxVoiceClientTotal

The wlsx Voice Client Total group provides the total number of active client session of the controller.

Syntax	Unsigned32
Max-Access	read-only
Status	current
Description	Total number of active client sessions in the controller.
History	Added in ArubaOS 3.2.0.0.

wlsxVoiceClientTable

The objects of the wlsx Voice Client table list voice client information.

Table 103 *wlsx Voice Client Table OIDs*

Object	Object ID	
wlsxVoiceClientEntry	1.3.6.1.4.1.14823.2.2.1.12.1.3.2.1	wlsxVoiceClientTable 1
voiceClientIp	1.3.6.1.4.1.14823.2.2.1.12.1.3.2.1.1	wlsxVoiceClientEntry 1
voiceClientProtocol	1.3.6.1.4.1.14823.2.2.1.12.1.3.2.1.2	wlsxVoiceClientEntry 2
voiceClientRegState	1.3.6.1.4.1.14823.2.2.1.12.1.3.2.1.3	wlsxVoiceClientEntry 3
voiceClientContactName	1.3.6.1.4.1.14823.2.2.1.12.1.3.2.1.4	wlsxVoiceClientEntry4
voiceClientServerName	1.3.6.1.4.1.14823.2.2.1.12.1.3.2.1.5	wlsxVoiceClientEntry 5
voiceClientEssid	1.3.6.1.4.1.14823.2.2.1.12.1.3.2.1.6	wlsxVoiceClientEntry 6
voiceClientVlanId	1.3.6.1.4.1.14823.2.2.1.12.1.3.2.1.7	wlsxVoiceClientEntry 7
voiceClientTunnelId	1.3.6.1.4.1.14823.2.2.1.12.1.3.2.1.8	wlsxVoiceClientEntry 8

wlsxVoiceClientEntry

Syntax	VoiceClientEntry
Max-Access	not-accessible
Description	Entry point.
Index	{ wlanStaPhyAddress }
History	Added in ArubaOS 3.2.0.0.

voiceClientIp

Syntax	IpAddress
Max-Access	read-only
Status	current
Description	Voice client IP address.
History	Added in ArubaOS 3.2.0.0.

voiceClientProtocol

Syntax	ArubaVoipProtocol
Max-Access	read-only
Status	current
Description	Voice client protocol used.
History	Added in ArubaOS 3.2.0.0.

voiceClientRegState

Syntax	ArubaVoipRegState
Max-Access	read-only
Status	current
Description	Voice client state.
History	Added in ArubaOS 3.2.0.0.

voiceClientContactName

Syntax	DisplayString
Max-Access	read-only

Status	current
Description	Voice client contact name.
History	Added in ArubaOS 3.2.0.0.

voiceClientServerName

Syntax	DisplayString
Max-Access	read-only
Status	current
Description	Voice client server name.
History	Added in ArubaOS 3.2.0.0.

voiceClientEssid

Syntax	DisplayString
Max-Access	read-only
Status	current
Description	Voice client ESSID.
History	Added in ArubaOS 3.2.0.0.

voiceClientVlanId

Syntax	ArubaVlanValidRange
Max-Access	read-only
Status	current
Description	Voice client VLAN ID.
History	Added in ArubaOS 3.2.0.0.

voiceClientTunnelId

Syntax	Integer32
Max-Access	read-only
Status	current
Description	Voice client tunnel ID.
History	Added in ArubaOS 3.2.0.0.

wlsxVoiceAPBssidTotal

Syntax	Unsigned32
Max-Access	read-only

Status	current
Description	Total number of active VoIP information in the controller.
History	Added in ArubaOS 3.2.0.0.

wlsxVoiceAPBssidTable

The objects of the wlsx Voice Access Point BSSID table provide active VoIP information.

Table 104 *wlsxVoiceAPBssidTable OIDs*

Object	Object ID	
wlsxVoiceAPBssidEntry	1.3.6.1.4.1.14823.2.2.1.12.1.4.2.1	wlsxVoiceAPBssidTable 1
voiceAPBssidName	1.3.6.1.4.1.14823.2.2.1.12.1.4.2.1.1	wlsxVoiceAPBssidEntry 1
voiceAPBssidGroup	1.3.6.1.4.1.14823.2.2.1.12.1.4.2.1.2	wlsxVoiceAPBssidEntry 2
voiceAPBssidIp	1.3.6.1.4.1.14823.2.2.1.12.1.4.2.1.3	lwlsxVoiceAPBssidEntry 3
voiceAPBssidTotCalls	1.3.6.1.4.1.14823.2.2.1.12.1.4.2.1.4	wlsxVoiceAPBssidEntry 4
voiceAPBssidVoiceType	1.3.6.1.4.1.14823.2.2.1.12.1.4.2.1.5	wlsxVoiceAPBssidEntry 5
voiceAPBssidFlag	1.3.6.1.4.1.14823.2.2.1.12.1.4.2.1.6	wlsxVoiceAPBssidEntry 6
voiceAPBssidUpTime	1.3.6.1.4.1.14823.2.2.1.12.1.4.2.1.7	wlsxVoiceAPBssidEntry 7
voiceAPBssid100Sent	1.3.6.1.4.1.14823.2.2.1.12.1.4.2.1.8	wlsxVoiceAPBssidEntry 8
voiceAPBssid503Sent	1.3.6.1.4.1.14823.2.2.1.12.1.4.2.1.9	wlsxVoiceAPBssidEntry 9
voiceAPBssidExtraCallDisc	1.3.6.1.4.1.14823.2.2.1.12.1.4.2.1.10	wlsxVoiceAPBssidEntry 10
voiceAPBssidKickedOff	1.3.6.1.4.1.14823.2.2.1.12.1.4.2.1.11	wlsxVoiceAPBssidEntry 11
voiceAPBssidTspecDenied	1.3.6.1.4.1.14823.2.2.1.12.1.4.2.1.12	wlsxVoiceAPBssidEntry 12
voiceAPBssidCacFlag	1.3.6.1.4.1.14823.2.2.1.12.1.4.2.1.13	wlsxVoiceAPBssidEntry 13
voiceAPBssidTotVoiceClients	1.3.6.1.4.1.14823.2.2.1.12.1.4.2.1.14	wlsxVoiceAPBssidEntry 14
voiceAPBssidCallsSCCP	1.3.6.1.4.1.14823.2.2.1.12.1.4.2.1.15	wlsxVoiceAPBssidEntry 15
voiceAPBssidCallsSIP	1.3.6.1.4.1.14823.2.2.1.12.1.4.2.1.16	wlsxVoiceAPBssidEntry 16
voiceAPBssidCallsSVP	1.3.6.1.4.1.14823.2.2.1.12.1.4.2.1.17	wlsxVoiceAPBssidEntry 17
voiceAPBssidCallsVocera	1.3.6.1.4.1.14823.2.2.1.12.1.4.2.1.18	wlsxVoiceAPBssidEntry 18
voiceAPBssidCallsNoe	1.3.6.1.4.1.14823.2.2.1.12.1.4.2.1.19	wlsxVoiceAPBssidEntry 19
voiceAPBssidEssid	1.3.6.1.4.1.14823.2.2.1.12.1.4.2.1.20	wlsxVoiceAPBssidEntry 20

wlsxVoiceAPBssidEntry

Syntax	VoiceAPBssidEntry
max-Access	not-accessible
Status	current
Description	Entry to AP.
Index	{wlanAPMacAddress, wlanAPRadioNumber, wlanAPBSSID}
History	Added in ArubaOS 3.2.0.0.

voiceAPBssidName

Syntax	DisplayString
Max-Access	read-only
Status	current
Description	Voice access point name.
History	Added in ArubaOS 3.2.0.0.

voiceAPBssidGroup

Syntax	DisplayString
Max-Access	read-only
Status	current
Description	Voice access point group.
History	Added in ArubaOS 3.2.0.0.

voiceAPBssidIp

Syntax	IpAddress
Max-Access	read-only
Status	current
Description	Voice access point IP address.
History	Added in ArubaOS 3.2.0.0.

voiceAPBssidTotCalls

Syntax	Unsigned32
---------------	------------

Max-Access	read-only
Status	current
Description	Voice access point total calls.
History	Added in ArubaOS 3.2.0.0.

voiceAPBssidVoiceType

Syntax	DisplayString
Max-Access	read-only
Status	current
Description	Voice access point type.
History	Added in ArubaOS 3.2.0.0.

voiceAPBssidFlag

Syntax	Bits apRemoteAP(0) apPPPOE(1) apWiredApEnabled(2) apEnet1Mode(3) apActiveLoadBalancing(4) apDisconnectExtraCalls(5) apBatteryBoost(6)
Max-Access	read-only
Status	current
Description	Voice access point flag.
History	Added in ArubaOS 3.2.0.0.

voiceAPBssidUpTime

Syntax	TimeTicks
Max-Access	read-only
Status	current
Description	Voice access point up time
History	Added in ArubaOS 3.2.0.0.

voiceAPBssid100Sent

Syntax	Counter32
Max-Access	read-only
Status	current
Description	Voice 100 sent.
History	Added in ArubaOS 3.2.0.0.

voiceAPBssid503Sent

Syntax	Counter32
Max-Access	read-only
Status	current
Description	Voice 503 sent.
History	Added in ArubaOS 3.2.0.0.

voiceAPBssidExtraCallDisc

Syntax	Counter32
Max-Access	read-only
Status	current
Description	Voice access point extra call disconnect.
History	Added in ArubaOS 3.2.0.0.

voiceAPBssidKickedOff

Syntax	Counter32
Max-Access	read-only

Status	current
Description	Voice access point kicked off.
History	Added in ArubaOS 3.2.0.0.

voiceAPBssidTspecDenied

Syntax	Counter32
Max-Access	read-only
Status	current
Description	Voice access point Tspec denied.
History	Added in ArubaOS 3.2.0.0.

voiceAPBssidCacFlag

Syntax	ArubaVoiceCacBit
Max-Access	read-only
Status	current
Description	Voice access point CAC flag.
History	Added in ArubaOS 3.2.0.0.

voiceAPBssidTotVoiceClients

Syntax	Unsigned32
Max-Access	read-only
Status	current
Description	Voice access point total number of voice clients.
History	Added in ArubaOS 3.2.0.0.

voiceAPBssidCallsSCCP

Syntax	Unsigned32
Max-Access	read-only
Status	current
Description	Voice access point total SCCP calls.
History	Added in ArubaOS 3.2.0.0.

voiceAPBssidCallsSIP

Syntax	Unsigned32
Max-Access	read-only

Status	current
Description	Voice access point total SIP calls.
History	Added in ArubaOS 3.2.0.0.

voiceAPBssidCallsSVP

Syntax	Unsigned32
Max-Access	read-only
Status	current
Description	Voice access point total SVP calls.
History	Added in ArubaOS 3.2.0.0.

voiceAPBssidCallsVocera

Syntax	Unsigned32
Max-Access	read-only
Status	current
Description	Voice access point total Vocera calls.
History	Added in ArubaOS 3.2.0.0.

voiceAPBssidCallsNoe

Syntax	Unsigned32
Max-Access	read-only
Status	current
Description	Voice access point total NOE calls.
History	Added in ArubaOS 3.2.0.0.

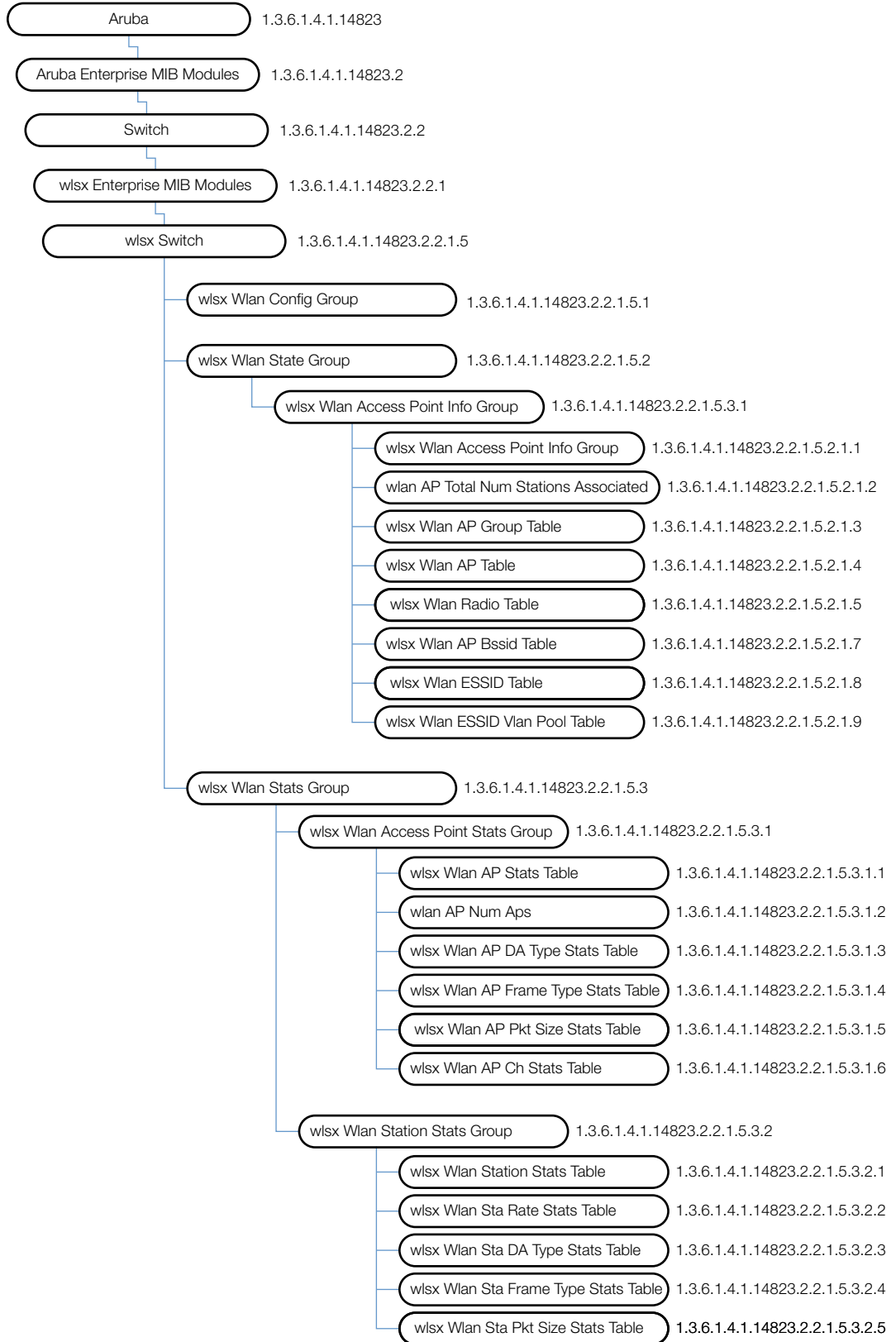
voiceAPBssidEssid

Syntax	DisplayString
Max-Access	read-only
Status	current
Description	Voice access point ESSID.
History	Added in ArubaOS 3.2.0.0.

The wireless local area network (WLAN) module provides information about the Wireless Management System (WMS) in the Dell controller.

[Figure 19](#) shows the architecture of the WLAN MIB relative to 1.3.6.1.4.1.14823 (iso.org.dod.internet.private.enterprise.aruba). The WLAN MIBs are listed in the file *aruba-wlan.my*. For information about downloading Dell MIB files, see [“Downloading MIB Files” on page 23](#).

Figure 19 WLAN Hierarchy



The WLAN MIB contains the following tables.

Table 105 *WLAN MIB Tables*

Table	Description
wlsxWlanAPGroupTable	This table lists all the access points groups configured in the Dell controller.
wlsxWlanAPTable	This table lists all the access points connected to the controller.
wlsxWlanRadioTable	This table lists all the radios known to the controller.
wlsxWlanAPBssidTable	This table lists all the BSSIDs advertised by this controller.
wlsxWlanESSIDTable	This table lists all the ESSIDs advertised by this controller.
wlsxWlanESSIDVLANPoolTable	This table lists all the VLANs associated with this ESSID.
wlsxWlanStationTable	This table lists all the wireless stations associated with the access points connected to this controller.
wlsxWlanAPStatsTable	This table lists the statistics of all the access points connected to the controller.
wlsxWlanAPRateStatsTable	This table contains all the AP packet and byte counts that are sorted by rate.
wlsxWlanAPDATypeStatsTable	This table contains all the per BSSID packet and byte counts that are sorted by destination address.
wlsxWlanAPFrameTypeStatsTable	This table contains all the per BSSID packet and byte counts that are sorted by frame type.
wlsxWlanAPPktSizeStatsTable	This table contains all the per BSSID packet counts that are sorted by packet size.
wlsxWlanAPChStatsTable	This table lists the channel statistics of all the access points connected to the controller.
wlsxWlanStationStatsTable	This table lists statistics of all the wireless stations associated with an AP connected to this controller.
wlsxWlanStaRateStatsTable	This table contains all the packet and byte counts for a station that are sorted by rate.
wlsxWlanStaDATypeStatsTable	This table contains all the packet and byte counts for a station that are sorted by destination address.
wlsxWlanStaFrameTypeStatsTable	This table contains all the package and byte count for stations that are sorted by frame type.
wlsxWlanStaPktSizeStatsTable	This table contains all the package and byte counts for stations that are sorted by packet size.

wlsxWlanAccessPointInfoGroup

The wlsxWlanAccessPointInfoGroup contains the following tables:

- wlsxWlanTotalNumAccessPoints (local), which lists all the APs connected to the controller
- wlsxWlanTotalNumStationsAssociated (global), which lists all the APs in the Dell Domain. This table is valid only on the master controllers. The group also contains two scalar objects, which indicate the total number of APs and the total number of clients connected.

Table 106 *wlsxWlanMIB OIDs*

Object	Object ID	
wlsxWlanTotalNumAccessPoints	1.3.6.1.4.1.14823.2.2.1.5.2.1.1	wlsxWlanAccessPointInfoGroup 1
ywlsxWlanTotalNumStationsAssociated	1.3.6.1.4.1.14823.2.2.1.5.2.1.2	wlsxWlanAccessPointInfoGroup 2

wlsxWlanTotalNumAccessPoints

Syntax	Unsigned32
Max-Access	read-only
Status	current
Description	Total number of access points connected to the controller.
History	Added in ArubaOS 2.3.

ywlsxWlanTotalNumStationsAssociated

Syntax	Unsigned32
MAX-ACCES	read-only
STATU	current
Description	Total number of stations associated to the controller.
History	Added in ArubaOS 2.3.

wlsxWlanAPGroupTable

The objects of the wlsx WLAN AP Group table provide information on the access points connected to the controller.

Table 107 *wlsxWlanAPGroupTable OIDs*

Object	Object ID	
wlsxWlanAPGroupEntry	1.3.6.1.4.1.14823.2.2.1.5.2.1.3.1.	wlsxWlanAPGroupTable 1
wlanAPGroup	1.3.6.1.4.1.14823.2.2.1.5.2.1.3.1.1	wlsxWlanAPGroupEntry 1
wlanAPNumAps	1.3.6.1.4.1.14823.2.2.1.5.2.1.3.1.2	wlsxWlanAPGroupEntry 2

wlsxWlanAPGroupEntry

Syntax	WlanAPGroupEntry
Max-Access	not-accessible
Status	current
Description	Index {wlanAPGroup}
History	Added in ArubaOS 2.3.

wlanAPGroup

Syntax	DisplayString
Max-Access	not-accessible
Status	current
Description	The name of an AP group.
History	Added in ArubaOS 2.3. Updated in ArubaOS 3.1—description.

wlanAPNumAps

Syntax	Integer32
Max-Access	read-only
Status	current
Description	The number of APs in the AP group.
History	Added in ArubaOS 2.3. Updated in ArubaOS 3.1—description.

wlsxWlanAPTable

The objects of the wlsx WLAN APT table provide information on the access points that are connected to the controller.

Table 108 *wlsxWlanAPTable OIDs*

Object	Object ID	
wlsxWlanAPEntry	1.3.6.1.4.1.14823.2.2.1.5.2.1.4.1	wlsxWlanAPTable 1
wlanAPMacAddress	1.3.6.1.4.1.14823.2.2.1.5.2.1.4.1.1	wlsxWlanAPEntry 1
wlanAPIpAddress	1.3.6.1.4.1.14823.2.2.1.5.2.1.4.1.2	wlsxWlanAPEntry 2
wlanAPName	1.3.6.1.4.1.14823.2.2.1.5.2.1.4.1.3	wlsxWlanAPEntry 3
wlanAPGroupName	41.3.6.1.4.1.14823.2.2.1.5.2.1.4.1.4	wlsxWlanAPEntry 4

Table 108 *wlsxWlanAPTable OIDs (Continued)*

Object	Object ID	
wlanAPModel	1.3.6.1.4.1.14823.2.2.1.5.2.1.4.1.5	wlsxWlanAPEntry 5
wlanAPSerialNumber	1.3.6.1.4.1.14823.2.2.1.5.2.1.4.1.6	wlsxWlanAPEntry 6
wlanAPdot11aAntennaGain	1.3.6.1.4.1.14823.2.2.1.5.2.1.4.1.7	wlsxWlanAPEntry 7
wlanAPdot11gAntennaGain	1.3.6.1.4.1.14823.2.2.1.5.2.1.4.1.8	wlsxWlanAPEntry 8
wlanAPNumRadios	1.3.6.1.4.1.14823.2.2.1.5.2.1.4.1.9	wlsxWlanAPEntry 9
wlanAPEnet1Mode	1.3.6.1.4.1.14823.2.2.1.5.2.1.4.1.10	wlsxWlanAPEntry 10
wlanAPIpsecMode	1.3.6.1.4.1.14823.2.2.1.5.2.1.4.1.11	wlsxWlanAPEntry 11
wlanAPUpTime	1.3.6.1.4.1.14823.2.2.1.5.2.1.4.1.12	wlsxWlanAPEntry 12
wlanAPModelName	1.3.6.1.4.1.14823.2.2.1.5.2.1.4.1.13	wlsxWlanAPEntry 13
wlanAPLocation	1.3.6.1.4.1.14823.2.2.1.5.2.1.4.1.14	wlsxWlanAPEntry 14
wlanAPBuilding	1.3.6.1.4.1.14823.2.2.1.5.2.1.4.1.15	wlsxWlanAPEntry 15
wlanAPFloor	1.3.6.1.4.1.14823.2.2.1.5.2.1.4.1.16	wlsxWlanAPEntry 16
wlanAPLoc	1.3.6.1.4.1.14823.2.2.1.5.2.1.4.1.17	wlsxWlanAPEntry 17
wlanAPExternalAntenna	1.3.6.1.4.1.14823.2.2.1.5.2.1.4.1.18	wlsxWlanAPEntry 18
wlanAPStatus	1.3.6.1.4.1.14823.2.2.1.5.2.1.4.1.19	wlsxWlanAPEntry 19
wlanAPNumBootstraps	1.3.6.1.4.1.14823.2.2.1.5.2.1.4.1.20	wlsxWlanAPEntry 20
wlanAPNumReboots	1.3.6.1.4.1.14823.2.2.1.5.2.1.4.1.21	wlsxWlanAPEntry 21
wlanAPUnprovisioned	1.3.6.1.4.1.14823.2.2.1.5.2.1.4.1.22	wlsxWlanAPEntry 22
wlanAPMonitorMode	1.3.6.1.4.1.14823.2.2.1.5.2.1.4.1.23	wlsxWlanAPEntry 23
wlanAPFQLNBuilding	1.3.6.1.4.1.14823.2.2.1.5.2.1.4.1.24	wlsxWlanAPEntry 24
wlanAPFQLNFloor	1.3.6.1.4.1.14823.2.2.1.5.2.1.4.1.25	wlsxWlanAPEntry 25
wlanAPFQLN	1.3.6.1.4.1.14823.2.2.1.5.2.1.4.1.26	wlsxWlanAPEntry 26
wlanAPFQLNCampus	1.3.6.1.4.1.14823.2.2.1.5.2.1.4.1.27	wlsxWlanAPEntry 27
wlanAPLongitude	1.3.6.1.4.1.14823.2.2.1.5.2.1.4.1.28	wlsxWlanAPEntry 28
wlanAPLatitude	1.3.6.1.4.1.14823.2.2.1.5.2.1.4.1.29	wlsxWlanAPEntry 29
wlanAPAltitude	1.3.6.1.4.1.14823.2.2.1.5.2.1.4.1.30	wlsxWlanAPEntry 30
wlanAPMeshRole	1.3.6.1.4.1.14823.2.2.1.5.2.1.4.1.31	wlsxWlanAPEntry 31

wlsxWlanAPEntry

Syntax	WlanAPEntry
Max-Access	not-accessible
Status	current
Description	Access point entry.
Index	{wlanAPMacAddress}

wlanAPMacAddress

Syntax	MacAddress
Max-Access	not-accessible
Status	current
Description	Ethernet MAC address of the access point.
History	Added in ArubaOS 2.3.

wlanAPIpAddress

Syntax	IpAddress
Max-Access	read-only
Status	current
Description	IP address of the access point.
History	Added in ArubaOS 2.3.

wlanAPName

Syntax	DisplayString
Max-Access	read-only
Status	current
Description	Host name of the access point.
History	Added in ArubaOS 2.3. Updated in ArubaOS 3.1—changed Max-Access to read-only.

wlanAPGroupName

Syntax	DisplayString
Max-Access	read-only

Status	current
Description	Group name of the access point.
History	Added in ArubaOS 2.3. Updated in ArubaOS 3.1—changed Max-Access to read-only.

wlanAPModel

Syntax	Object Identifier
MAX-ACCES	read-only
Status	current
Description	Sys OID of the access point.
History	Added in ArubaOS 2.3.

wlanAPSerialNumber

Syntax	DisplayString(Size(0..32))
Max-Access	read-only
Status	current
Description	Serial number of the access point.
History	Added in ArubaOS 2.3.

wlanAPdot11aAntennaGain

Syntax	Integer32
Max-Access	read-only
Status	current
Description	Configured antenna gain for 'A' radio.
History	Added in ArubaOS 2.3.

wlanAPdot11gAntennaGain

Syntax	Integer32
Max-Access	read-only
Status	current
Description	Configured antenna gain for 'G' radio.
History	Added in ArubaOS 2.3.

wlanAPNumRadios

Syntax	Integer32
Max-Access	read-only

Status	current
Description	Number of radios in the access point.
History	Added in ArubaOS 2.3. Updated in ArubaOS 3.2.0.0.—description.

wlanAPEnet1Mode

Syntax	ArubaEnet1Mode
Max-Access	read-only
Status	current
Description	ENET1 mode of the access point.
History	Added in ArubaOS 2.3.

wlanAPIpsecMode

Syntax	ArubaEnableValue
Max-Access	read-only
Status	current
Description	IPsec mode of the access point.
History	Added in ArubaOS 2.3.

wlanAPUpTime

Syntax	TimeTicks
Max-Access	read-only
Status	current
Description	Time (in hundredths of seconds) since the last time the access point boot strapped with the controller.
History	Added in ArubaOS 2.3.

wlanAPModelName

Syntax	DisplayString
Max-Access	read-only
Status	current
Description	Model name of the access point.
History	Added in ArubaOS 2.3.

wlanAPLocation

Syntax	DisplayString
Max-Access	read-only

Status	current
Description	Location of the access point
History	Added in ArubaOS 2.3.

wlanAPBuilding

Syntax	Integer32
Max-Access	read-only
Status	current
Description	AP building number.
History	Added in ArubaOS 2.3.

wlanAPFloor

Syntax	Integer32
Max-Access	read-only
Status	current
Description	AP floor number.
History	Added in ArubaOS 2.3.

wlanAPLoc

Syntax	Integer32
Max-Access	read-only
Status	current
Description	AP location.
History	Added in ArubaOS 2.3.

wlanAPExternalAntenna

Syntax	ArubaAntennaSetting
Max-Access	read-only
Status	current
Description	AP antenna status.
History	Added in ArubaOS 2.3.

wlanAPStatus

Syntax	ArubaAPStatus
Max-Access	read-only

Status	current
Description	AP status.
History	Added in ArubaOS 2.3.

wlanAPNumBootstraps

Syntax	Integer32
Max-Access	read-only
Status	current
Description	Number of times the AP has boot strapped with the controller.
History	Added in ArubaOS 2.3.

wlanAPNumReboots

Syntax	Integer32
Max-Access	read-only
Status	current
Description	Number of times the AP has rebooted.
History	Added in ArubaOS 2.3.

wlanAPUnprovisioned

Syntax	ArubaUnprovisionedStatus
Max-Access	read-only
Status	current
Description	Indicates whether the AP is unprovisioned due to lack of antenna gain or location code settings.
History	Added in ArubaOS 2.3.

wlanAPMonitorMode

Syntax	ArubaMonitorMode
Max-Access	read-only
Status	current
Description	Indicates whether any radio on this AP is acting as an air monitor.
History	Added in ArubaOS 2.3. Updated in ArubaOS 3.2.0.0.—description.

wlanAPFQLNBuilding

Syntax	DisplayString
---------------	---------------

Max-Access	read-only
Status	current
Description	The building component of the AP's FQLN.
History	Added in ArubaOS 3.1.0.0.

wlanAPFQLNFloor

Syntax	DisplayString
Max-Access	read-only
Status	current
Description	The floor component of the AP's FQLN.
History	Added in ArubaOS 3.1.0.0.

wlanAPFQLN

Syntax	DisplayString
Max-Access	read-only
Status	current
Description	The AP's fully qualified location name (FQLN).
History	Added in ArubaOS 3.1.0.0.

wlanAPFQLNCampus

Syntax	DisplayString
Max-Access	read-only
Status	current
Description	The campus component of the AP's FQLN.
History	Added in ArubaOS 3.1

wlanAPLongitude

Syntax	DisplayString
Max-Access	read-only
Status	current
Description	Longitude of the AP. signed floating-point value.
History	Added in ArubaOS 3.2.0.0.

wlanAPLatitude

Syntax	DisplayString
Max-Access	read-only

Status	current
Description	Latitude of the AP. signed floating-point value.
History	Added in ArubaOS 3.2.0.0.

wlanAPAltitude

Syntax	DisplayString
Max-Access	read-only
Status	current
Description	Altitude of the AP signed floating-point value.
History	Added in ArubaOS 3.2.0.0.

wlanAPMeshRole

Syntax	ArubaMeshRole
Max-Access	read-only
Status	current
Description	AP mesh role.
History	Added in ArubaOS 3.2.0.0.

wlsxWlanRadioTable

The objects of the wlsx WLAN Radio table provide information on the access points connected in radios that are known to the Dell controller. This table is indexed by the MAC address of the AP and the type of the radio.

Table 109 *wlsxWlanRadioTable OIDs*

Object	Object ID	
wlsxWlanRadioEntry	1.3.6.1.4.1.14823.2.2.1.5.2.1.5.1	wlsxWlanRadioTable 1
wlanAPRadioNumber	1.3.6.1.4.1.14823.2.2.1.5.2.1.5.1.1	wlsxWlanRadioEntry 1
wlanAPRadioType	1.3.6.1.4.1.14823.2.2.1.5.2.1.5.1.2	wlsxWlanRadioEntry 2
wlanAPRadioChannel	1.3.6.1.4.1.14823.2.2.1.5.2.1.5.1.3	wlsxWlanRadioEntry 3
wlanAPRadioTransmitPower	1.3.6.1.4.1.14823.2.2.1.5.2.1.5.1.4	wlsxWlanRadioEntry 4
wlanAPRadioMode	1.3.6.1.4.1.14823.2.2.1.5.2.1.5.1.5	wlsxWlanRadioEntry 5
wlanAPRadioUtilization	1.3.6.1.4.1.14823.2.2.1.5.2.1.5.1.6	wlsxWlanRadioEntry 6
wlanAPRadioNumAssociatedClients	1.3.6.1.4.1.14823.2.2.1.5.2.1.5.1.7	wlsxWlanRadioEntry 7
wlanAPRadioNumMonitoredClients	1.3.6.1.4.1.14823.2.2.1.5.2.1.5.1.8	wlsxWlanRadioEntry 8
wlanAPRadioNumActiveBSSIDs	1.3.6.1.4.1.14823.2.2.1.5.2.1.5.1.9	wlsxWlanRadioEntry 9

Table 109 *wlsxWlanRadioTable OIDs (Continued)*

Object	Object ID	
wlanAPRadioNumMonitoredBSSIDs	1.3.6.1.4.1.14823.2.2.1.5.2.1.5.1.10	wlsxWlanRadioEntry 10
wlanAPRadioBearing	1.3.6.1.4.1.14823.2.2.1.5.2.1.5.1.11	wlsxWlanRadioEntry 11
wlanAPRadioTiltAngle	1.3.6.1.4.1.14823.2.2.1.5.2.1.5.1.12	wlsxWlanRadioEntry 12
wlanAPRadioHTMode	1.3.6.1.4.1.14823.2.2.1.5.2.1.5.1.13	wlsxWlanRadioEntry 13
wlanAPRadioHTExtChannel	1.3.6.1.4.1.14823.2.2.1.5.2.1.5.1.14	wlsxWlanRadioEntry 14
wlanAPRadioHTChannel	1.3.6.1.4.1.14823.2.2.1.5.2.1.5.1.15	wlsxWlanRadioEntry 15
wlanAPRadioAPName	1.3.6.1.4.1.14823.2.2.1.5.2.1.5.1.16	wlsxWlanRadioEntry 16

wlsxWlanRadioEntry

Syntax	WlanRadioEntry
Max-Access	not-accessible
Status	current
Description	Index {wlanAPMacAddress, wlanAPRadioNumber}
History	Added in ArubaOS 2.3.

wlanAPRadioNumber

Syntax	Integer32
Max-Access	not-accessible
Status	current
Description	The number of the radio
History	Added in ArubaOS 2.3. Updated in ArubaOS 3.2.0.0.—description.

wlanAPRadioType

Syntax	ArubaPhyType
Max-Access	read-write
Status	current
Description	Type of the radio
History	Added in ArubaOS 2.3. Updated in ArubaOS 3.2.0.0.—Max-Access changed from read-only to read-write

wlanAPRadioChannel

Syntax	Integer32
Max-Access	read-only
Status	current
Description	The channel the radio is currently operating on.
History	Added in ArubaOS 2.3. Updated in ArubaOS OS 3.2—description.

wlanAPRadioTransmitPower

Syntax	Integer32
---------------	-----------

Max-Access	read-only
Status	current
Description	The current power level of the access point radio.
History	Added in ArubaOS 2.3. Updated in ArubaOS OS 3.2—description.

wlanAPRadioMode

Syntax	ArubaAccessPointMode
Max-Access	read-only
Status	current
Description	The mode in which the access point radio is operating.
History	Added in ArubaOS 2.3. Updated in ArubaOS OS 3.2—description.

wlanAPRadioUtilization

Syntax	Integer32
Max-Access	read-only
Status	current
Description	The utilization of the radio as a percentage of the total capacity.
History	Added in ArubaOS 2.3.

wlanAPRadioNumAssociatedClients

Syntax	Integer32
Max-Access	read-only
Status	current
Description	The number of clients associated with this radio.
History	Added in ArubaOS 2.3.

wlanAPRadioNumMonitoredClients

Syntax I	Integer32
Max-Access	read-only
Status	current
Description	The number of clients this radio is monitoring.
History	Added in ArubaOS 2.3.

wlanAPRadioNumActiveBSSIDs

Syntax	Integer32
Max-Access	read-only

Status	current
Description	The number of AP BSSIDs this radio is monitoring.
History	Added in ArubaOS 2.3. Updated in ArubaOS 3.2.0.0.—description.

wlanAPRadioNumMonitoredBSSIDs

Syntax	Integer32
Max-Access	read-only
Status	current
Description	The number of AP BSSIDs we are monitoring on this radio.
History	Added in ArubaOS 2.3.

wlanAPRadioBearing

Syntax	DisplayString
Max-Access	read-only
Status	current
Description	Antenna bearing in degrees from true north. Unsigned floating-point value. Range: 0-360.
History	Added in ArubaOS 3.2.0.0.

wlanAPRadioTiltAngle

Syntax	DisplayString
Max-Access	read-only
Status	current
Description	Tilt angle of antenna in degrees. -ve for downtilt, +ve for uptilt. Signed floating-point value. Range: -90 to +90.
History	Added in ArubaOS 3.2.0.0.

wlanAPRadioHTMode

Syntax	ArubaHTMode
Max-Access	read-only
Status	current
Description	The HT mode of the radio, if any.
History	Added in ArubaOS 3.3.0.0.

wlanAPRadioHTextChannel

Syntax	ArubaHTextChannel
Max-Access	read-only
Status	current
Description	Indicates the offset of the 40MHz extension channel, if any.
History	Added in ArubaOS 3.3.0.0.

wlanAPRadioHTChannel

Syntax	DisplayString
Max-Access	read-write
Status	current
Description	A display string indicating the current channel. If wlanAPRadioHTextChannel is set to 'above' or 'below', then the channel number will be appended with '+' or '-' respectively.
History	Added in ArubaOS 3.3.0.0.

wlanAPRadioAPName

Syntax	DisplayString
Max-Access	read-write
Status	current
Description	The name of the AP to which the AP belongs.
History	Added in ArubaOS 3.4.1

wlsxWlanAPBssidTable

The objects of the wlsx WLAN Access Point BSSID table provide information about the BSSIDs that are active on the controller.

Table 110 *wlsxWlanAPBssidTable OIDs*

Object	Object ID	
wlsxWlanAPBssidEntry	1.3.6.1.4.1.14823.2.2.1.5.2.1.7.1	wlsxWlanAPBssidTable 1
wlanAPBSSID	1.3.6.1.4.1.14823.2.2.1.5.2.1.7.1.1	wlsxWlanAPBssidEntry 1
wlanAPESSID	1.3.6.1.4.1.14823.2.2.1.5.2.1.7.1.2	wlsxWlanAPBssidEntry 2
wlanAPBssidSlot	1.3.6.1.4.1.14823.2.2.1.5.2.1.7.1.3	wlsxWlanAPBssidEntry 3
wlanAPBssidPort	1.3.6.1.4.1.14823.2.2.1.5.2.1.7.1.4	wlsxWlanAPBssidEntry 4
wlanAPBssidPhyType	1.3.6.1.4.1.14823.2.2.1.5.2.1.7.1.5	wlsxWlanAPBssidEntry 5

Table 110 *wlsxWlanAPBssidTable OIDs (Continued)*

Object	Object ID	
wlanAPBssidRogueType	1.3.6.1.4.1.14823.2.2.1.5.2.1.7.1.6	wlsxWlanAPBssidEntry 6
wlanAPBssidMode	1.3.6.1.4.1.14823.2.2.1.5.2.1.7.1.7	wlsxWlanAPBssidEntry 7
wlanAPBssidChannel	1.3.6.1.4.1.14823.2.2.1.5.2.1.7.1.8	wlsxWlanAPBssidEntry 8
wlanAPBssidUpTime	1.3.6.1.4.1.14823.2.2.1.5.2.1.7.1.9	wlsxWlanAPBssidEntry 9
wlanAPBssidInactiveTime	1.3.6.1.4.1.14823.2.2.1.5.2.1.7.1.10	wlsxWlanAPBssidEntry 10
wlanAPBssidLoadBalancing	1.3.6.1.4.1.14823.2.2.1.5.2.1.7.1.11	wlsxWlanAPBssidEntry 11
wlanAPBssidNumAssociatedStations	1.3.6.1.4.1.14823.2.2.1.5.2.1.7.1.12	wlsxWlanAPBssidEntry 12
wlanAPBssidAPMacAddress	1.3.6.1.4.1.14823.2.2.1.5.2.1.7.1.13	wlsxWlanAPBssidEntry 13
wlanAPBssidPhyNumber	1.3.6.1.4.1.14823.2.2.1.5.2.1.7.1.14	wlsxWlanAPBssidEntry 14

wlsxWlanAPBssidEntry

Syntax	WlanAPBssidEntry
Max-Access	not-accessible
Status	current
Description	Station management entry.
Index	{wlanAPMacAddress, wlanAPRadioNumber, wlanAPBSSID}
History	Added in ArubaOS 2.3.

wlanAPBSSID

Syntax	MacAddress
Max-Access	not-accessible
Status	current
Description	The MAC address of the access point.
History	Added in ArubaOS 2.3. Updated in ArubaOS 3.2.0.0.—description.

wlanAPESSID

Syntax	DisplayString(Size(0..64))
Max-Access	read-only
Status	current
Description	ESSID that this BSSID is advertising.
History	Added in ArubaOS 2.3. Updated in ArubaOS 3.2.0.0.—description.

wlanAPBssidSlot

Syntax	Unsigned32
Max-Access	read-only
Status	current
Description	Slot to which the access point is connected.
History	Added in ArubaOS 2.3.

wlanAPBssidPort

Syntax	Unsigned32
Max-Access	read-only
Status	current
Description	Port to which the access point is connected.
History	Added in ArubaOS 2.3.

wlanAPBssidPhyType

Syntax	ArubaPhyType
Max-Access	read-only
Status	current
Description	Physical layer protocol support of the AP.
History	Added in ArubaOS 2.3.

wlanAPBssidRogueType

Syntax	ArubaRogueApType
Max-Access	read-only
Status	current
Description	The type of the rogue.
History	Added in ArubaOS 2.3.

wlanAPBssidMode

Syntax	Integer ap(1) am(2) mpp(3) mp(4)
Max-Access	read-only
Status	current
Description	Indicates whether the access point is an air monitor, a regular AP, a mesh portal, or a mesh point.
History	Added in ArubaOS 2.3. Updated in ArubaOS 3.2.0.0.—addition of syntax items (3), (4), update of description.

wlanAPBssidChannel

Syntax	Integer(1..165)
Max-Access	read-only
Status	current
Description	The current operating channel.
History	Added in ArubaOS 2.3. Updated in ArubaOS 3.2.0.0.—description.

wlanAPBssidUpTime

Syntax	TimeTicks
Max-Access	read-only
Status	current
Description	Time (in hundredths of seconds) since a tunnel is created between the access point and controller.
History	Added in ArubaOS 2.3.

wlanAPBssidInactiveTime

Syntax	TimeTicks
Max-Access	read-only
Status	current
Description	Time (in hundredths of seconds) since any activity took place on the BSSID.
History	Added in ArubaOS 2.3.

wlanAPBssidLoadBalancing

Syntax	TruthValue
Max-Access	read-only
Status	current
Description	Indicates whether load balancing is enabled or not.

wlanAPBssidNumAssociatedStations

Syntax	Unsigned32
Max-Access	read-only

Status	current
Description	Indicates the number of stations associated to this BSSID.
History	Added in ArubaOS 2.3. Updated in ArubaOS 3.2.0.0.—description.

wlanAPBssidAPMacAddress

Syntax	MacAddress
Max-Access	read-only
Status	current
Description	Indicates the access point to which this BSSID belongs.
History	Added in ArubaOS 2.3.

wlanAPBssidPhyNumber

Syntax	Integer32
Max-Access	read-only
Status	current
Description	Indicates the radio number to which this BSSID belongs.
History	Added in ArubaOS 2.3.

wlanAPBssidHTMode

Syntax	ArubaHTMode
Max-Access	read-only
Status	current
Description	Indicates the HT mode of this BSSID, if any.
History	Added in ArubaOS 3.3.0.0.

wlanAPBssidHTextChannel

Syntax	ArubaHTextChannel
Max-Access	read-only
Status	current
Description	Indicates the offset of the 40MHz extension channel, if any.
History	Added in ArubaOS 3.3.0.0.

wlanAPBssidHTChannel

Syntax	DisplayString
Max-Access	read-only

Status	current
Description	A display string indicating the current channel. If wlanAPBssidHTEExtChannel is set to 'above' or 'below', then the channel number will be appended with '+' or '-' respectively.
History	Added in ArubaOS 3.3.0.0.

wlsxWlanESSIDTable

The objects of the wlsx WLAN ESSID table provide information of the access points to the controller.

Table 111 *wlsxWlanESSIDTableOBJECT OIDs*

Object	Object ID	
wlsxWlanESSIDEntry	1.3.6.1.4.1.14823.2.2.1.5.2.1.8.1	wlsxWlanESSIDTable 1
wlanESSID	1.3.6.1.4.1.14823.2.2.1.5.2.1.8.1.1	wlsxWlanESSIDEntry 1
wlanESSIDNumStations	1.3.6.1.4.1.14823.2.2.1.5.2.1.8.1.2	wlsxWlanESSIDEntry 2
wlanESSIDNumAccessPointsUp	1.3.6.1.4.1.14823.2.2.1.5.2.1.8.1.3	wlsxWlanESSIDEntry 3
wlanESSIDNumAccessPointsDown	1.3.6.1.4.1.14823.2.2.1.5.2.1.8.1.4	wlsxWlanESSIDEntry 4
wlanESSIDEncryptionType	1.3.6.1.4.1.14823.2.2.1.5.2.1.8.1.5	wlsxWlanESSIDEntry 5

wlsxWlanESSIDEntry

Syntax	WlanESSIDEntry
Max-Access	not-accessible
Status	current
Description	ESSID entry.
Index	{wlanESSID}
History	Added in ArubaOS 2.3. Update in ArubaOS 3.1—description.

wlanESSID

Syntax	DisplayString(Size(0..64))
Max-Access	not-accessible
Status	current
Description	The ESSID being advertised.
History	Added in ArubaOS 2.3. Updated in ArubaOS 3.1—description.

wlanESSIDNumStations

Syntax	Unsigned32
Max-Access	read-only
Status	current
Description	The number of stations connected to this ESSID.
History	Added in ArubaOS 2.3.

wlanESSIDNumAccessPointsUp

Syntax	Unsigned32
Max-Access	read-only
Status	current
Description	The number of APs currently advertising this ESSID.
History	Added in ArubaOS 2.3. Updated in ArubaOS 3.1—description.

wlanESSIDNumAccessPointsDown

Syntax	Unsigned32
Max-Access	read-only
Status	current
Description	The number of APs configured to advertise this ESSID that are not currently operational.
History	Added in ArubaOS 2.3. Updated in ArubaOS 3.1—description.

wlanESSIDEncryptionType

Syntax	ArubaEncryptionMethods
Max-Access	read-only
Status	current
Description	The encryption methods supported on this ESSID.
History	Added in ArubaOS 2.3. Updated in ArubaOS 3.1—description.

wlsxWlanESSIDVLANPoolTable

The objects of the WLAN ESSID VLAN Pool table list all the access points that are connected to this controller

Table 112 *wlsxWlanESSIDVLANPoolTable OIDs*

Object	Object ID	
wlsxWlanESSIDVLANPoolEntry	1.3.6.1.4.1.14823.2.2.1.5.2.1.9.1	wlsxWlanESSIDVLANPoolTable 1
wlanESSIDVLANId	1.3.6.1.4.1.14823.2.2.1.5.2.1.9.1.1	wlsxWlanESSIDVLANPoolEntry 1
wlanESSIDVLANPoolStatus	1.3.6.1.4.1.14823.2.2.1.5.2.1.9.1.2	wlsxWlanESSIDVLANPoolEntry 2

wlsxWlanESSIDVLANPoolEntry

Syntax	WlanESSIDVLANPoolEntry
Max-Access	not-accessible
Status	current
Description	Station management entry.
History	Added in ArubaOS 2.3.

wlanESSIDVLANId

Syntax	Unsigned32
Max-Access	not-accessible
Status	current
Description	VLAN which is part of the VLAN pool for this ESSID.
History	Added in ArubaOS 2.3.

wlanESSIDVLANPoolStatus

Syntax	Row Status
Max-Access	read-create
Status	current
Description	Row status object used to indicate the status of the row.
History	Added in ArubaOS 2.3.

wlsxWlanStationTable

The objects of the wlsx WLAN Station table contain the station information associated with the access points.

Table 113 *wlsxWlanStationTable OIDs*

Object	Object ID	
wlsxWlanStationEntry	1.3.6.1.4.1.14823.2.2.1.5.2.2.1.1	wlsxWlanStationTable 1
wlanStaPhyAddress	1.3.6.1.4.1.14823.2.2.1.5.2.2.1.1.1	wlsxWlanStationEntry 1
wlanStaApBssid	1.3.6.1.4.1.14823.2.2.1.5.2.2.1.1.2	wlsxWlanStationEntry 2
wlanStaPhyType	1.3.6.1.4.1.14823.2.2.1.5.2.2.1.1.3	wlsxWlanStationEntry 3
wlanStalsAuthenticated	1.3.6.1.4.1.14823.2.2.1.5.2.2.1.1.4	wlsxWlanStationEntry 4
wlanStalsAssociated	1.3.6.1.4.1.14823.2.2.1.5.2.2.1.1.5	wlsxWlanStationEntry 5
wlanStaChannel	1.3.6.1.4.1.14823.2.2.1.5.2.2.1.1.6	wlsxWlanStationEntry 6

Table 113 *wlsxWlanStationTable OIDs (Continued)*

Object	Object ID	
wlanStaVLANId	1.3.6.1.4.1.14823.2.2.1.5.2.2.1.1.7	wlsxWlanStationEntry 7
wlanStaVOIPState	1.3.6.1.4.1.14823.2.2.1.5.2.2.1.1.8	wlsxWlanStationEntry 8
wlanStaVOIPProtocol	1.3.6.1.4.1.14823.2.2.1.5.2.2.1.1.9	wlsxWlanStationEntry 9
wlanStaTransmitRate	1.3.6.1.4.1.14823.2.2.1.5.2.2.1.1.10	wlsxWlanStationEntry 10
wlanStaAssociationID	1.3.6.1.4.1.14823.2.2.1.5.2.2.1.1.11	wlsxWlanStationEntry 11
wlanStaAccessPointESSID	1.3.6.1.4.1.14823.2.2.1.5.2.2.1.1.12	wlsxWlanStationEntry 12
wlanStaPhyNumber	1.3.6.1.4.1.14823.2.2.1.5.2.2.1.1.13	wlsxWlanStationEntry 13
wlanStaRSSI	1.3.6.1.4.1.14823.2.2.1.5.2.2.1.1.14	wlsxWlanStationEntry 14
wlanStaUpTime	1.3.6.1.4.1.14823.2.2.1.5.2.2.1.1.15	wlsxWlanStationEntry 15

wlsxWlanStationEntry

Syntax	WlanStationEntry
Max-Access	not-accessible
Status	current
Description	Station entry.
Index	{wlanStaPhyAddress}
History	Added in ArubaOS 2.3.

wlanStaPhyAddress

Syntax	MacAddress
Max-Access	not-accessible
Status	current
Description	The physical address of the station.
History	Added in ArubaOS 2.3.

wlanStaApBssid

Syntax	MacAddress
Max-Access	not-accessible
Status	current
Description	The access point with which this station was last associated.
History	Added in ArubaOS 2.3.

wlanStaPhyType

Syntax	ArubaPhyType
Max-Access	read-only
Status	current
Description	Type of the station.
History	Added in ArubaOS 2.3.

wlanStalsAuthenticated

Syntax	TruthValue
---------------	------------

Max-Access	read-only
Status	current
Description	Indicates whether the station is authenticated.
History	Added in ArubaOS 2.3. Updated in ArubaOS 3.1—description.

wlanStalsAssociated

Syntax	TruthValue
Max-Access	read-only
Status	current
Description	Indicates whether the station is associated.
History	Added in ArubaOS 2.3. Updated in ArubaOS 3.1—description.

wlanStaChannel

Syntax	Integer(1..165)
Max-Access	read-only
Status	current
Description	Channel on which the station is associated.
History	Added in ArubaOS 2.3.

wlanStaVLANId

Syntax	ArubaVLANValidRange
Max-Access	read-only
Status	current
Description	VLAN in which the station is present.
History	Added in ArubaOS 2.3.

wlanStaVOIPState

Syntax	ArubaEnableValue
Max-Access	read-only
Status	current
Description	The state of VOIP for this station.
History	Added in ArubaOS 2.3.

wlanStaVOIPProtocol

Syntax	ArubaVoipProtocolType
Max-Access	read-only

Status	current
Description	If VoIP is enabled, the type of the protocol supported.
History	Added in ArubaOS 2.3.

wlanStaTransmitRate

Syntax	Unsigned32
Max-Access	read-only
Status	current
Description	AID with which the station is associated with this system.
History	Added in ArubaOS 2.3.

wlanStaAssociationID

Syntax	Unsigned32
Max-Access	read-only
Status	current
Description	AID with which the station is associated with this system.
History	Added in ArubaOS 2.3.

wlanStaAccessPointESSID

Syntax	DisplayString(Size(0..64))
Max-Access	read-only
Status	current
Description	ESSID of the access point.
History	Added in ArubaOS 2.3.

wlanStaPhyNumber

Syntax	Integer32
Max-Access	read-only
Status	current
Description	Radio PHY number to which the station is associated.
History	Added in ArubaOS 2.3.

wlanStaRSSI

Syntax	Integer32
Max-Access	read-only

Status	current
Description	Signal-to-noise ratio for the station.
History	Added in ArubaOS 2.3.

wlanStaUpTime

Syntax	TimeTicks
Max-Access	read-only
Status	current
Description	Time since the station associated to the current BSSID.
History	Added in ArubaOS 2.3.

wlanStaHTMode

Syntax	ArubaHTMode
Max-Access	read-only
Status	current
Description	The HT status of the station.
History	Added in ArubaOS 3.3.0.0

wlsxWlanAPStatsTable

The objects of the wlsx WLAN Access Point Statistics table provide information about access points.

Table 114 *wlsxWlanAPStatsTable OIDs*

Object	Object ID	
wlsxWlanAPStatsEntry	1.3.6.1.4.1.14823.2.2.1.5.3.1.1.1	wlsxWlanAPStatsTable
wlanAPCurrentChannel	1.3.6.1.4.1.14823.2.2.1.5.3.1.1.1.1	wlsxWlanAPStatsEntry 1
wlanAPNumClients	1.3.6.1.4.1.14823.2.2.1.5.3.1.1.1.2	wlsxWlanAPStatsEntry 2
wlanAPTxBPkts	1.3.6.1.4.1.14823.2.2.1.5.3.1.1.1.3	wlsxWlanAPStatsEntry 3
wlanAPTxBBytes	1.3.6.1.4.1.14823.2.2.1.5.3.1.1.1.4	wlsxWlanAPStatsEntry 4
wlanAPRxBPkts	1.3.6.1.4.1.14823.2.2.1.5.3.1.1.1.5	wlsxWlanAPStatsEntry 5
wlanAPRxBBytes	1.3.6.1.4.1.14823.2.2.1.5.3.1.1.1.6	wlsxWlanAPStatsEntry 6
wlanAPTxDDeauthentications	1.3.6.1.4.1.14823.2.2.1.5.3.1.1.1.7	wlsxWlanAPStatsEntry 7
wlanAPRxDDeauthentications	1.3.6.1.4.1.14823.2.2.1.5.3.1.1.1.8	wlsxWlanAPStatsEntry 8
wlanAPChannelThroughput	1.3.6.1.4.1.14823.2.2.1.5.3.1.1.1.9	wlsxWlanAPStatsEntry 9
wlanAPFrameRetryRate	1.3.6.1.4.1.14823.2.2.1.5.3.1.1.1.10	wlsxWlanAPStatsEntry 10

Table 114 *wlsxWlanAPStatsTable OIDs (Continued)*

Object	Object ID	
wlanAPFrameLowSpeedRate	1.3.6.1.4.1.14823.2.2.1.5.3.1.1.1.11	wlsxWlanAPStatsEntry 11
wlanAPFrameNonUnicastRate	1.3.6.1.4.1.14823.2.2.1.5.3.1.1.1.12	wlsxWlanAPStatsEntry 12
wlanAPFrameFragmentationRate	1.3.6.1.4.1.14823.2.2.1.5.3.1.1.1.13	wlsxWlanAPStatsEntry 13
wlanAPFrameBandwidthRate	1.3.6.1.4.1.14823.2.2.1.5.3.1.1.1.14	wlsxWlanAPStatsEntry 14
wlanAPFrameRetryErrorRate	1.3.6.1.4.1.14823.2.2.1.5.3.1.1.1.15	wlsxWlanAPStatsEntry 15
wlanAPChannelErrorRate	1.3.6.1.4.1.14823.2.2.1.5.3.1.1.1.16	wlsxWlanAPStatsEntry 16
wlanAPFrameReceiveErrorRate	1.3.6.1.4.1.14823.2.2.1.5.3.1.1.1.17	wlsxWlanAPStatsEntry 17
wlsxWlanTotalNumAccessPoints	1.3.6.1.4.1.14823.2.2.1.5.3.1.1.1.18	wlsxWlanAPStatsEntry 18
ywlsxWlanTotalNumStationsAssociated	1.3.6.1.4.1.14823.2.2.1.5.3.1.1.1.19	wlsxWlanAPStatsEntry 19
wlsxWlanAPGroupEntry	1.3.6.1.4.1.14823.2.2.1.5.3.1.1.1.20	wlsxWlanAPStatsEntry 20
wlanAPGroup	1.3.6.1.4.1.14823.2.2.1.5.3.1.1.1.21	wlsxWlanAPStatsEntry 21
wlanAPNumAps	1.3.6.1.4.1.14823.2.2.1.5.3.1.1.1.22	wlsxWlanAPStatsEntry 22
wlsxWlanAPEntry	1.3.6.1.4.1.14823.2.2.1.5.3.1.1.1.23	wlsxWlanAPStatsEntry 23
wlanAPMacAddress	1.3.6.1.4.1.14823.2.2.1.5.3.1.1.1.24	wlsxWlanAPStatsEntry 24
wlanAPIpAddress	1.3.6.1.4.1.14823.2.2.1.5.3.1.1.1.25	wlsxWlanAPStatsEntry 25

wlsxWlanAPStatsEntry

Syntax	WlanAPStatsEntry
Max-Access	not-accessible
Status	current
Description	Access point stats entry.
Index	{wlanAPMacAddress, wlanAPRadioNumber, wlanAPBSSID}
History	Added in ArubaOS 2.3.

wlanAPCurrentChannel

Syntax	Unsigned32
Max-Access	read-only
Status	current
Description	The channel the AP is currently using.
History	Added in ArubaOS 2.3. Updated in ArubaOS 3.1—description.

wlanAPNumClients

Syntax	Integer32
Max-Access	read-only
Status	current
Description	The number of clients associated to this BSSID.
History	Added in ArubaOS 2.3. Updated in ArubaOS 3.1—description.

wlanAPTxBkts

Syntax	Counter32
Max-Access	read-only
Status	current
Description	The number of packets transmitted on this BSSID.
History	Added in ArubaOS 2.3. Updated in ArubaOS 3.1—description.

wlanAPTxBYtes

Syntax	Counter32
Max-Access	read-only
Status	current
Description	The number of bytes transmitted on this BSSID.
History	Added in ArubaOS 2.3. Updated in ArubaOS 3.1—description.

wlanAPRxPkts

Syntax	Counter32
Max-Access	read-only
Status	current
Description	The number of packets received on this BSSID.
History	Added in ArubaOS 2.3. Updated in ArubaOS 3.1—description.

wlanAPRxBytes

Syntax	Counter32
Max-Access	read-only
Status	current
Description	The number of bytes received on this BSSID.
History	Added in ArubaOS 2.3.

wlanAPTxDauthenticationS

Syntax	Counter32
Max-Access	read-only
Status	current
Description	The number of deauthentications transmitted on this BSSID.
History	Added in ArubaOS 2.3. Updated in ArubaOS 3.1—description.

wlanAPRxDeauthenticationS

Syntax	Counter32
---------------	-----------

Max-Access	read-only
Status	current
Description	The number of deauthentications received on this BSSID.
History	Added in ArubaOS 2.3. Updated in ArubaOS 3.1—description.

wlanAPChannelThroughput

Syntax	Integer32
Max-Access	read-only
Status	current
Description	The throughput achieved on this channel.
History	Added in ArubaOS 2.3. Updated in ArubaOS 3.1—description.

wlanAPFrameRetryRate

Syntax	Integer32
Max-Access	read-only
Status	current
Description	The number of retry packets as a percentage of the total packets transmitted and received by this BSSID.
History	Added in ArubaOS 2.3. Updated in ArubaOS 3.1—description.

wlanAPFrameLowSpeedRate

Syntax	Integer32
Max-Access	read-only
Status	current
Description	The number of low data rate (<= 18 Mbps for A/G bands and <=2 Mbps for B band) packets as a percentage of the total packets transmitted and received by this BSSID.
History	Added in ArubaOS 2.3. Updated in ArubaOS 3.1—description.

wlanAPFrameNonUnicastRate

Syntax	Integer32
Max-Access	read-only
Status	current
Description	The number of broadcast and multicast packets as a percentage of the total packets transmitted on this BSSIDchannel.
History	Added in ArubaOS 2.3. Updated in ArubaOS 3.1—description.

wlanAPFrameFragmentationRate

Syntax	Integer32
Max-Access	read-only
Status	current
Description	The number of fragments as a percentage of the total packets transmitted by this BSSID.
History	Added in ArubaOS 2.3. Updated in ArubaOS 3.1—description.

wlanAPFrameBandwidthRate

Syntax	Integer32
Max-Access	read-only
Status	current
Description	The bandwidth of this BSSID in Kbps.
History	Added in ArubaOS 2.3. Updated in ArubaOS 3.1—description.

wlanAPFrameRetryErrorRate

Syntax	Integer32
Max-Access	read-only
Status	current
Description	The number of error packets as a percentage of the total packets received on this BSSID.
History	Added in ArubaOS 2.3. Updated in ArubaOS 3.1—description.

wlanAPChannelErrorRate

Syntax	Integer32
Max-Access	read-only
Status	current
Description	The number of error packets as a percentage of the total packets received on the current channel.
History	Added in ArubaOS 2.3. Updated in ArubaOS 3.1—description.

wlanAPFrameReceiveErrorRate

Syntax	Integer32
Max-Access	read-only
Status	current
Description	The number of error packets as a percentage of the total packets received on this BSSID.
History	Added in ArubaOS 2.5.

wlanAPRxDataPkts

Syntax	Counter32
Max-Access	read-only
Status	deprecated
Description	The number of packets received on this BSSID.
History	Added in ArubaOS 2.5. Deprecated in ArubaOS 3.2.0.0.

wlanAPRxDataBytes

Syntax	Counter32
Max-Access	read-only
Status	deprecated
Description	The number of bytes received on this BSSID.
History	Added in ArubaOS 2.5. Deprecated in ArubaOS 3.2.0.0.

wlanAPTxDDataPkts

Syntax	Counter32
Max-Access	read-only
Status	deprecated
Description	The number of packets transmitted on this BSSID.
History	Added in ArubaOS 2.5. Deprecated in ArubaOS 3.2.0.0.

wlanAPTxDDataBytes

Syntax	Counter32
---------------	-----------

Max-Access	read-only
Status	deprecated
Description	The number of bytes transmitted on this BSSID.
History	Added in ArubaOS 2.5. Deprecated in ArubaOS 3.2.0.0.

wlanAPRxDataPkts64

Syntax	Counter64
Max-Access	read-only
Status	current
Description	The number of packets received on this BSSID.
History	Added in ArubaOS 3.2.0.0.

wlanAPRxDataBytes64

Syntax	Counter64
Max-Access	read-only
Status	current
Description	The number of bytes received on this BSSID.
History	Added in ArubaOS 3.2.0.0.

wlanAPTxDDataPkts64

Syntax	Counter64
Max-Access	read-only
Status	current
Description	The number of packets transmitted on this BSSID.
History	Added in ArubaOS 3.2.0.0.

wlanAPTxDDataBytes64

Syntax	Counter64
Max-Access	read-only
Status	current
Description	The number of bytes transmitted on this BSSID.
History	Added in ArubaOS 3.2.0.0.

wlsxWlanAPRateStatsTable

The objects of the wlsx WLAN Access Point Rate Statistics table provide information on the access point packet and byte counts, which are grouped by data rates.

Table 115 *wlsxWlanAPRateStatsTable OIDs*

Object	Object ID	
wlsxWlanAPRateStatsEntry	1.3.6.1.4.1.14823.2.2.1.5.3.1.2.1	wlsxWlanAPRateStatsTable 1
wlanAPStatsTotPktsAt1Mbps	1.3.6.1.4.1.14823.2.2.1.5.3.1.2.1.1	wlsxWlanAPRateStatsEntry 1
wlanAPStatsTotBytesAt1Mbps	1.3.6.1.4.1.14823.2.2.1.5.3.1.2.1.2	wlsxWlanAPRateStatsEntry 2
wlanAPStatsTotPktsAt2Mbps	1.3.6.1.4.1.14823.2.2.1.5.3.1.2.1.3	wlsxWlanAPRateStatsEntry 3
wlanAPStatsTotBytesAt2Mbps	1.3.6.1.4.1.14823.2.2.1.5.3.1.2.1.4	wlsxWlanAPRateStatsEntry 4
wlanAPStatsTotPktsAt5Mbps	1.3.6.1.4.1.14823.2.2.1.5.3.1.2.1.5	wlsxWlanAPRateStatsEntry 5
wlanAPStatsTotBytesAt5Mbps	1.3.6.1.4.1.14823.2.2.1.5.3.1.2.1.6	wlsxWlanAPRateStatsEntry 6
wlanAPStatsTotPktsAt11Mbps	1.3.6.1.4.1.14823.2.2.1.5.3.1.2.1.7	wlsxWlanAPRateStatsEntry 7
wlanAPStatsTotBytesAt11Mbps	1.3.6.1.4.1.14823.2.2.1.5.3.1.2.1.8	wlsxWlanAPRateStatsEntry 8
wlanAPStatsTotPktsAt6Mbps	1.3.6.1.4.1.14823.2.2.1.5.3.1.2.1.9	wlsxWlanAPRateStatsEntry 9
wlanAPStatsTotBytesAt6Mbps	1.3.6.1.4.1.14823.2.2.1.5.3.1.2.1.10	wlsxWlanAPRateStatsEntry 10
wlanAPStatsTotPktsAt12Mbps	1.3.6.1.4.1.14823.2.2.1.5.3.1.2.1.11	wlsxWlanAPRateStatsEntry 11
wlanAPStatsTotBytesAt12Mbps	1.3.6.1.4.1.14823.2.2.1.5.3.1.2.1.12	wlsxWlanAPRateStatsEntry 12
wlanAPStatsTotPktsAt18Mbps	1.3.6.1.4.1.14823.2.2.1.5.3.1.2.1.13	wlsxWlanAPRateStatsEntry 13
wlanAPStatsTotBytesAt18Mbps	1.3.6.1.4.1.14823.2.2.1.5.3.1.2.1.14	wlsxWlanAPRateStatsEntry 14
wlanAPStatsTotPktsAt24Mbps	1.3.6.1.4.1.14823.2.2.1.5.3.1.2.1.15	wlsxWlanAPRateStatsEntry 15
wlanAPStatsTotBytesAt24Mbps	1.3.6.1.4.1.14823.2.2.1.5.3.1.2.1.16	wlsxWlanAPRateStatsEntry 16
wlanAPStatsTotPktsAt36Mbps	1.3.6.1.4.1.14823.2.2.1.5.3.1.2.1.17	wlsxWlanAPRateStatsEntry 17
wlanAPStatsTotBytesAt36Mbps	1.3.6.1.4.1.14823.2.2.1.5.3.1.2.1.18	wlsxWlanAPRateStatsEntry 18
wlanAPStatsTotPktsAt48Mbps	1.3.6.1.4.1.14823.2.2.1.5.3.1.2.1.19	wlsxWlanAPRateStatsEntry 19
wlanAPStatsTotBytesAt48Mbps	1.3.6.1.4.1.14823.2.2.1.5.3.1.2.1.20	wlsxWlanAPRateStatsEntry 20
wlanAPStatsTotPktsAt54Mbps	1.3.6.1.4.1.14823.2.2.1.5.3.1.2.1.21	wlsxWlanAPRateStatsEntry 21
wlanAPStatsTotBytesAt54Mbps	1.3.6.1.4.1.14823.2.2.1.5.3.1.2.1.22	wlsxWlanAPRateStatsEntry 22
wlanAPStatsTotPktsAt9Mbps	1.3.6.1.4.1.14823.2.2.1.5.3.1.2.1.23	wlsxWlanAPRateStatsEntry 23
wlanAPStatsTotBytesAt9Mbps	1.3.6.1.4.1.14823.2.2.1.5.3.1.2.1.24	wlsxWlanAPRateStatsEntry 24
wlanAPStatsTotPktsAtHT6dot5Mbps	1.3.6.1.4.1.14823.2.2.1.5.3.1.2.1.25	wlsxWlanAPRateStatsEntry 25
wlanAPStatsTotBytesAtHT6dot5Mbps	1.3.6.1.4.1.14823.2.2.1.5.3.1.2.1.26	wlsxWlanAPRateStatsEntry 26
wlanAPStatsTotPktsAtHT13Mbps	1.3.6.1.4.1.14823.2.2.1.5.3.1.2.1.27	wlsxWlanAPRateStatsEntry 27
wlanAPStatsTotBytesAtHT13Mbps	1.3.6.1.4.1.14823.2.2.1.5.3.1.2.1.28	wlsxWlanAPRateStatsEntry 28
wlanAPStatsTotPktsAtHT13dot5Mbps	1.3.6.1.4.1.14823.2.2.1.5.3.1.2.1.29	wlsxWlanAPRateStatsEntry 29
wlanAPStatsTotBytesAtHT13dot5Mbps	1.3.6.1.4.1.14823.2.2.1.5.3.1.2.1.30	wlsxWlanAPRateStatsEntry 30
wlanAPStatsTotPktsAtHT15Mbps	1.3.6.1.4.1.14823.2.2.1.5.3.1.2.1.31	wlsxWlanAPRateStatsEntry 31
wlanAPStatsTotBytesAtHT15Mbps	1.3.6.1.4.1.14823.2.2.1.5.3.1.2.1.32	wlsxWlanAPRateStatsEntry 32
wlanAPStatsTotPktsAtHT19dot5Mbps	1.3.6.1.4.1.14823.2.2.1.5.3.1.2.1.33	wlsxWlanAPRateStatsEntry 33

Table 115 *wlsxWlanAPRateStatsTable OIDs (Continued)*

Object	Object ID	
wlanAPStatsTotBytesAtHT19dot5Mbps	1.3.6.1.4.1.14823.2.2.1.5.3.1.2.1.34	wlsxWlanAPRateStatsEntry 34
wlanAPStatsTotPktsAtHT26Mbps	1.3.6.1.4.1.14823.2.2.1.5.3.1.2.1.35	wlsxWlanAPRateStatsEntry 35
wlanAPStatsTotBytesAtHT26Mbps	1.3.6.1.4.1.14823.2.2.1.5.3.1.2.1.36	wlsxWlanAPRateStatsEntry 36
wlanAPStatsTotPktsAtHT27Mbps	1.3.6.1.4.1.14823.2.2.1.5.3.1.2.1.37	wlsxWlanAPRateStatsEntry 37
wlanAPStatsTotBytesAtHT27Mbps	1.3.6.1.4.1.14823.2.2.1.5.3.1.2.1.38	wlsxWlanAPRateStatsEntry 38
wlanAPStatsTotPktsAtHT30Mbps	1.3.6.1.4.1.14823.2.2.1.5.3.1.2.1.39	wlsxWlanAPRateStatsEntry 39
wlanAPStatsTotBytesAtHT30Mbps	1.3.6.1.4.1.14823.2.2.1.5.3.1.2.1.40	wlsxWlanAPRateStatsEntry 40
wlanAPStatsTotPktsAtHT39Mbps	1.3.6.1.4.1.14823.2.2.1.5.3.1.2.1.41	wlsxWlanAPRateStatsEntry 41
wlanAPStatsTotBytesAtHT39Mbps	1.3.6.1.4.1.14823.2.2.1.5.3.1.2.1.42	wlsxWlanAPRateStatsEntry 42
wlanAPStatsTotPktsAtHT40dot5Mbps	1.3.6.1.4.1.14823.2.2.1.5.3.1.2.1.43	wlsxWlanAPRateStatsEntry 43
wlanAPStatsTotBytesAtHT40dot5Mbps	1.3.6.1.4.1.14823.2.2.1.5.3.1.2.1.44	wlsxWlanAPRateStatsEntry 44
wlanAPStatsTotPktsAtHT45Mbps	1.3.6.1.4.1.14823.2.2.1.5.3.1.2.1.45	wlsxWlanAPRateStatsEntry 45
wlanAPStatsTotBytesAtHT45Mbps	1.3.6.1.4.1.14823.2.2.1.5.3.1.2.1.46	wlsxWlanAPRateStatsEntry 46
wlanAPStatsTotPktsAtHT52Mbps	1.3.6.1.4.1.14823.2.2.1.5.3.1.2.1.47	wlsxWlanAPRateStatsEntry 47
wlanAPStatsTotBytesAtHT52Mbps	1.3.6.1.4.1.14823.2.2.1.5.3.1.2.1.48	wlsxWlanAPRateStatsEntry 48
wlanAPStatsTotPktsAtHT54Mbps	1.3.6.1.4.1.14823.2.2.1.5.3.1.2.1.49	wlsxWlanAPRateStatsEntry 49
wlanAPStatsTotBytesAtHT54Mbps	1.3.6.1.4.1.14823.2.2.1.5.3.1.2.1.50	wlsxWlanAPRateStatsEntry 50
wlanAPStatsTotPktsAtHT58dot5Mbps	1.3.6.1.4.1.14823.2.2.1.5.3.1.2.1.51	wlsxWlanAPRateStatsEntry 51
wlanAPStatsTotBytesAtHT58dot5Mbps	1.3.6.1.4.1.14823.2.2.1.5.3.1.2.1.52	wlsxWlanAPRateStatsEntry 52
wlanAPStatsTotPktsAtHT60Mbps	1.3.6.1.4.1.14823.2.2.1.5.3.1.2.1.53	wlsxWlanAPRateStatsEntry 53
wlanAPStatsTotBytesAtHT60Mbps	1.3.6.1.4.1.14823.2.2.1.5.3.1.2.1.54	wlsxWlanAPRateStatsEntry 54
wlanAPStatsTotPktsAtHT65Mbps	1.3.6.1.4.1.14823.2.2.1.5.3.1.2.1.55	wlsxWlanAPRateStatsEntry 55
wlanAPStatsTotBytesAtHT65Mbps	1.3.6.1.4.1.14823.2.2.1.5.3.1.2.1.56	wlsxWlanAPRateStatsEntry 56
wlanAPStatsTotPktsAtHT78Mbps	1.3.6.1.4.1.14823.2.2.1.5.3.1.2.1.57	wlsxWlanAPRateStatsEntry 57
wlanAPStatsTotBytesAtHT78Mbps	1.3.6.1.4.1.14823.2.2.1.5.3.1.2.1.58	wlsxWlanAPRateStatsEntry 58
wlanAPStatsTotPktsAtHT81Mbps	1.3.6.1.4.1.14823.2.2.1.5.3.1.2.1.59	wlsxWlanAPRateStatsEntry 59
wlanAPStatsTotBytesAtHT81Mbps	1.3.6.1.4.1.14823.2.2.1.5.3.1.2.1.60	wlsxWlanAPRateStatsEntry 60
wlanAPStatsTotPktsAtHT90Mbps	1.3.6.1.4.1.14823.2.2.1.5.3.1.2.1.61	wlsxWlanAPRateStatsEntry 61
wlanAPStatsTotBytesAtHT90Mbps	1.3.6.1.4.1.14823.2.2.1.5.3.1.2.1.62	wlsxWlanAPRateStatsEntry 62
wlanAPStatsTotPktsAtHT104Mbps	1.3.6.1.4.1.14823.2.2.1.5.3.1.2.1.63	wlsxWlanAPRateStatsEntry 63
wlanAPStatsTotBytesAtHT104Mbps	1.3.6.1.4.1.14823.2.2.1.5.3.1.2.1.64	wlsxWlanAPRateStatsEntry 64
wlanAPStatsTotPktsAtHT108Mbps	1.3.6.1.4.1.14823.2.2.1.5.3.1.2.1.65	wlsxWlanAPRateStatsEntry 65
wlanAPStatsTotBytesAtHT108Mbps	1.3.6.1.4.1.14823.2.2.1.5.3.1.2.1.66	wlsxWlanAPRateStatsEntry 66
wlanAPStatsTotPktsAtHT117Mbps	1.3.6.1.4.1.14823.2.2.1.5.3.1.2.1.67	wlsxWlanAPRateStatsEntry 67

Table 115 *wlsxWlanAPRateStatsTable OIDs (Continued)*

Object	Object ID	
wlanAPStatsTotBytesAtHT117Mbps	1.3.6.1.4.1.14823.2.2.1.5.3.1.2.1.68	wlsxWlanAPRateStatsEntry 68
wlanAPStatsTotPktsAtHT120Mbps	1.3.6.1.4.1.14823.2.2.1.5.3.1.2.1.69	wlsxWlanAPRateStatsEntry 69
wlanAPStatsTotBytesAtHT120Mbps	1.3.6.1.4.1.14823.2.2.1.5.3.1.2.1.70	wlsxWlanAPRateStatsEntry 70
wlanAPStatsTotPktsAtHT121dot5Mbps	1.3.6.1.4.1.14823.2.2.1.5.3.1.2.1.71	wlsxWlanAPRateStatsEntry 71
wlanAPStatsTotBytesAtHT121dot5Mbps	1.3.6.1.4.1.14823.2.2.1.5.3.1.2.1.72	wlsxWlanAPRateStatsEntry 72
wlanAPStatsTotPktsAtHT130Mbps	1.3.6.1.4.1.14823.2.2.1.5.3.1.2.1.73	wlsxWlanAPRateStatsEntry 73
wlanAPStatsTotBytesAtHT130Mbps	1.3.6.1.4.1.14823.2.2.1.5.3.1.2.1.74	wlsxWlanAPRateStatsEntry 74
wlanAPStatsTotPktsAtHT135Mbps	1.3.6.1.4.1.14823.2.2.1.5.3.1.2.1.75	wlsxWlanAPRateStatsEntry 75
wlanAPStatsTotBytesAtHT135Mbps	1.3.6.1.4.1.14823.2.2.1.5.3.1.2.1.76	wlsxWlanAPRateStatsEntry 76
wlanAPStatsTotPktsAtHT150Mbps	1.3.6.1.4.1.14823.2.2.1.5.3.1.2.1.77	wlsxWlanAPRateStatsEntry 77
wlanAPStatsTotBytesAtHT150Mbps	1.3.6.1.4.1.14823.2.2.1.5.3.1.2.1.78	wlsxWlanAPRateStatsEntry 78
wlanAPStatsTotPktsAtHT162Mbps	1.3.6.1.4.1.14823.2.2.1.5.3.1.2.1.79	wlsxWlanAPRateStatsEntry 79
wlanAPStatsTotBytesAtHT162Mbps	1.3.6.1.4.1.14823.2.2.1.5.3.1.2.1.80	wlsxWlanAPRateStatsEntry 80
wlanAPStatsTotPktsAtHT180Mbps	1.3.6.1.4.1.14823.2.2.1.5.3.1.2.1.81	wlsxWlanAPRateStatsEntry 81
wlanAPStatsTotBytesAtHT180Mbps	1.3.6.1.4.1.14823.2.2.1.5.3.1.2.1.82	wlsxWlanAPRateStatsEntry 82
wlanAPStatsTotPktsAtHT216Mbps	1.3.6.1.4.1.14823.2.2.1.5.3.1.2.1.83	wlsxWlanAPRateStatsEntry 83
lwlanAPStatsTotBytesAtHT216Mbps	1.3.6.1.4.1.14823.2.2.1.5.3.1.2.1.84	wlsxWlanAPRateStatsEntry 84
wlanAPStatsTotPktsAtHT240Mbps	1.3.6.1.4.1.14823.2.2.1.5.3.1.2.1.85	wlsxWlanAPRateStatsEntry 85
wlanAPStatsTotBytesAtHT240Mbps	1.3.6.1.4.1.14823.2.2.1.5.3.1.2.1.86	wlsxWlanAPRateStatsEntry 86
wlanAPStatsTotPktsAtHT243Mbps	1.3.6.1.4.1.14823.2.2.1.5.3.1.2.1.87	wlsxWlanAPRateStatsEntry 87
wlanAPStatsTotBytesAtHT243Mbps	1.3.6.1.4.1.14823.2.2.1.5.3.1.2.1.88	wlsxWlanAPRateStatsEntry 88
wlanAPStatsTotPktsAtHT270Mbps	1.3.6.1.4.1.14823.2.2.1.5.3.1.2.1.89	wlsxWlanAPRateStatsEntry 89
wlanAPStatsTotBytesAtHT270Mbps	1.3.6.1.4.1.14823.2.2.1.5.3.1.2.1.90	wlsxWlanAPRateStatsEntry 90
wlanAPStatsTotPktsAtHT300Mbps	1.3.6.1.4.1.14823.2.2.1.5.3.1.2.1.91	wlsxWlanAPRateStatsEntry 91
wlanAPStatsTotBytesAtHT300Mbps	1.3.6.1.4.1.14823.2.2.1.5.3.1.2.1.92	wlsxWlanAPRateStatsEntry 92

wlsxWlanAPRateStatsEntry

Syntax	wlsxWlanAPRateStatsEntry
Max-Access	not-accessible
Status	current
Description	User entry.
Index	{wlanAPMacAddress, wlanAPRadioNumber, wlanAPBSSID}
History	Added in ArubaOS 2.3.

wlanAPStatsTotPktsAt1Mbps

Syntax	Counter32
Max-Access	read-only
Status	current
Description	The total number of packets observed on this BSSID at 1Mbps rate.
History	Added in ArubaOS 2.3.

wlanAPStatsTotBytesAt1Mbps

Syntax	Counter32
Max-Access	read-only
Status	current
Description	The total number of bytes observed on this BSSID at 1 Mbps rate.
History	Added in ArubaOS 2.3.

wlanAPStatsTotPktsAt2Mbps

Syntax	Counter32
Max-Access	read-only
Status	current
Description	The total number of packets observed on this BSSID at 2 Mbps rate.
History	Added in ArubaOS 2.3.

wlanAPStatsTotBytesAt2Mbps

Syntax	Counter32
---------------	-----------

Max-Access	read-only
Status	current
Description	The total number of bytes observed on this BSSID at 2 Mbps rate.
History	Added in ArubaOS 2.3.

wlanAPStatsTotPktsAt5Mbps

Syntax	Counter32
Max-Access	read-only
Status	current
Description	The total number of packets observed on this BSSID at 5 Mbps rate.
History	Added in ArubaOS 2.3.

wlanAPStatsTotBytesAt5Mbps

Syntax	Counter32
Max-Access	read-only
Status	current
Description	The total number of bytes observed on this BSSID at 5 Mbps rate.
History	Added in ArubaOS 2.3.

wlanAPStatsTotPktsAt11Mbps

Syntax	Counter32
Max-Access	read-only
Status	current
Description	The total number of packets observed on this BSSID at 11 Mbps rate.
History	Added in ArubaOS 2.3.

wlanAPStatsTotBytesAt11Mbps

Syntax	Counter32
Max-Access	read-only
Status	current
Description	The total number of bytes observed on this BSSID at 11 Mbps rate.
History	Added in ArubaOS 2.3.

wlanAPStatsTotPktsAt6Mbps

Syntax	Counter32
Max-Access	read-only

Status	current
Description	The total number of packets observed on this BSSID at 6 Mbps rate.
History	Added in ArubaOS 2.3.

wlanAPStatsTotBytesAt6Mbps

Syntax	Counter32
Max-Access	read-only
Status	current
Description	The total number of bytes observed on this BSSID at 6 Mbps rate.
History	Added in ArubaOS 2.3.

wlanAPStatsTotPktsAt12Mbps

Syntax	Counter32
Max-Access	read-only
Status	current
Description	The total number of packets observed on this BSSID at 12 Mbps rate.
History	Added in ArubaOS 2.3.

wlanAPStatsTotBytesAt12Mbps

Syntax	Counter32
Max-Access	read-only
Status	current
Description	The total number of bytes observed on this BSSID at 12 Mbps rate.
History	Added in ArubaOS 2.3.

wlanAPStatsTotPktsAt18Mbps

Syntax	Counter32
Max-Access	read-only
Status	current
Description	The total number of packets observed on this BSSID at 18 Mbps rate.
History	Added in ArubaOS 2.3.

wlanAPStatsTotBytesAt18Mbps

Syntax	Counter32
Max-Access	read-only

Status	current
Description	The total number of bytes observed on this BSSID at 18 Mbps rate.
History	Added in ArubaOS 2.3.

wlanAPStatsTotPktsAt24Mbps

Syntax	Counter32
Max-Access	read-only
Status	current
Description	The total number of packets observed on this BSSID at 24 Mbps rate.
History	Added in ArubaOS 2.3.

wlanAPStatsTotBytesAt24Mbps

Syntax	Counter32
Max-Access	read-only
Status	current
Description	The total number of bytes observed on this BSSID at 24 Mbps rate.
History	Added in ArubaOS 2.3.

wlanAPStatsTotPktsAt36Mbps

Syntax	Counter32
Max-Access	read-only
Status	current
Description	The total number of packets observed on this BSSID at 36 Mbps rate.
History	Added in ArubaOS 2.3.

wlanAPStatsTotBytesAt36Mbps

Syntax	Counter32
Max-Access	read-only
Status	current
Description	The total number of bytes observed on this BSSID at 36 Mbps rate.
History	Added in ArubaOS 2.3.

wlanAPStatsTotPktsAt48Mbps

Syntax	Counter32
Max-Access	read-only

Status	current
Description	The total number of packets observed on this BSSID at 48 Mbps rate.
History	Added in ArubaOS 2.3.

wlanAPStatsTotBytesAt48Mbps

Syntax	Counter32
Max-Access	read-only
Status	current
Description	The total number of bytes observed on this BSSID at 48 Mbps rate.
History	Added in ArubaOS 2.3.

wlanAPStatsTotPktsAt54Mbps

Syntax	Counter32
Max-Access	read-only
Status	current
Description	The total number of packets observed on this BSSID at 54 Mbps rate.
History	Added in ArubaOS 2.3.

wlanAPStatsTotBytesAt54Mbps

Syntax	Counter32
Max-Access	read-only
Status	current
Description	The total number of bytes observed on this BSSID at 54 Mbps rate.
History	Added in ArubaOS 2.3.

wlanAPStatsTotPktsAt9Mbps

Syntax	Counter32
Max-Access	read-only
Status	current
Description	The total number of packets observed on this BSSID at 9 Mbps rate.
History	Added in ArubaOS 2.3.

wlanAPStatsTotBytesAt9Mbps

Syntax	Counter32
Max-Access	read-only

Status	current
Description	The total number of bytes observed on this BSSID at 9 Mbps rate.
History	Added in ArubaOS 2.3.

wlanAPStatsTotPktsAtHT6dot5Mbps

Syntax	Counter32
Max-Access	read-only
Status	current
Description	This attribute indicates the total number of packets observed on this BSSID at the HT 6.5 rate.
History	Added in ArubaOS 3.3.0.0.

wlanAPStatsTotBytesAtHT6dot5Mbps

Syntax	Counter32
Max-Access	read-only
Status	current
Description	This attribute indicates the total number of bytes observed on this BSSID at the HT 6.5 rate.
History	Added in ArubaOS 3.3.0.0.

wlanAPStatsTotPktsAtHT13Mbps

Syntax	Counter32
Max-Access	read-only
Status	current
Description	This attribute indicates the total number of packets observed on this BSSID at the HT 13.0 rate.
History	Added in ArubaOS 3.3.0.0.

wlanAPStatsTotBytesAtHT13Mbps

Syntax	Counter32
Max-Access	read-only
Status	current
Description	This attribute indicates the total number of bytes observed on this BSSID at the HT 13.0 rate.
History	Added in ArubaOS 3.3.0.0.

wlanAPStatsTotPktsAtHT13dot5Mbps

Syntax	Counter32
Max-Access	read-only

Status	current
Description	This attribute indicates the total number of packets observed on this BSSID at the HT 13.5 rate.
History	Added in ArubaOS 3.3.0.0.

wlanAPStatsTotBytesAtHT13dot5Mbps

Syntax	Counter32
Max-Access	read-only
Status	current
Description	This attribute indicates the total number of bytes observed on this BSSID at the HT 13.5 rate.
History	Added in ArubaOS 3.3.0.0.

wlanAPStatsTotPktsAtHT15Mbps

Syntax	Counter32
Max-Access	read-only
Status	current
Description	This attribute indicates the total number of packets observed on this BSSID at the HT 15.0 rate.
History	Added in ArubaOS 3.3.0.0.

wlanAPStatsTotBytesAtHT15Mbps

Syntax	Counter32
Max-Access	read-only
Status	current
Description	This attribute indicates the total number of bytes observed on this BSSID at the HT 15.0 rate.
History	Added in ArubaOS 3.3.0.0.

wlanAPStatsTotPktsAtHT19dot5Mbps

Syntax	Counter32
Max-Access	read-only
Status	current
Description	This attribute indicates the total number of packets observed on this BSSID at the HT 19.5 rate.
History	Added in ArubaOS 3.3.0.0.

wlanAPStatsTotBytesAtHT19dot5Mbps

Syntax	Counter32
Max-Access	read-only

Status	current
Description	This attribute indicates the total number of bytes observed on this BSSID at the HT 19.5 rate.
History	Added in ArubaOS 3.3.0.0.

wlanAPStatsTotPktsAtHT26Mbps

Syntax	Counter32
Max-Access	read-only
Status	current
Description	This attribute indicates the total number of packets observed on this BSSID at the HT 26.0 rate.
History	Added in ArubaOS 3.3.0.0.

wlanAPStatsTotBytesAtHT26Mbps

Syntax	Counter32
Max-Access	read-only
Status	current
Description	This attribute indicates the total number of bytes observed on this BSSID at the HT 26.0 rate.
History	Added in ArubaOS 3.3.0.0.

wlanAPStatsTotPktsAtHT27Mbps

Syntax	Counter32
Max-Access	read-only
Status	current
Description	This attribute indicates the total number of packets observed on this BSSID at the HT 27.0 rate.
History	Added in ArubaOS 3.3.0.0.

wlanAPStatsTotBytesAtHT27Mbps

Syntax	Counter32
Max-Access	read-only
Status	current
Description	This attribute indicates the total number of bytes observed on this BSSID at the HT 27.0 rate.
History	Added in ArubaOS 3.3.0.0.

wlanAPStatsTotPktsAtHT30Mbps

Syntax	Counter32
Max-Access	read-only

Status	current
Description	This attribute indicates the total number of packets observed on this BSSID at the HT 30.0 rate.
History	Added in ArubaOS 3.3.0.0.

wlanAPStatsTotBytesAtHT30Mbps

Syntax	Counter32
Max-Access	read-only
Status	current
Description	This attribute indicates the total number of bytes observed on this BSSID at the HT 30.0 rate.
History	Added in ArubaOS 3.3.0.0.

wlanAPStatsTotPktsAtHT39Mbps

Syntax	Counter32
Max-Access	read-only
Status	current
Description	This attribute indicates the total number of packets observed on this BSSID at the HT 39.0 rate.
History	Added in ArubaOS 3.3.0.0.

wlanAPStatsTotBytesAtHT39Mbps

Syntax	Counter32
Max-Access	read-only
Status	current
Description	This attribute indicates the total number of bytes observed on this BSSID at the HT 39.0 rate.

wlanAPStatsTotPktsAtHT40dot5Mbps

Syntax	Counter32
Max-Access	read-only
Status	current
Description	This attribute indicates the total number of packets observed on this BSSID at the HT 40.5 rate.
History	Added in ArubaOS 3.3.0.0.

wlanAPStatsTotBytesAtHT40dot5Mbps

Syntax	Counter32
Max-Access	read-only
Status	current

Description	This attribute indicates the total number of bytes observed on this BSSID at the HT 40.5 rate.
History	Added in ArubaOS 3.3.0.0.

wlanAPStatsTotPktsAtHT45Mbps

Syntax	Counter32
Max-Access	read-only
Status	current
Description	This attribute indicates the total number of packets observed on this BSSID at the HT 45.0 rate.
History	Added in ArubaOS 3.3.0.0.

wlanAPStatsTotBytesAtHT45Mbps

Syntax	Counter32
Max-Access	read-only
Status	current
Description	This attribute indicates the total number of bytes observed on this BSSID at the HT 45.0 rate.
History	Added in ArubaOS 3.3.0.0.

wlanAPStatsTotPktsAtHT52Mbps

Syntax	Counter32
Max-Access	read-only
Status	current
Description	This attribute indicates the total number of packets observed on this BSSID at the HT 52.0 rate.
History	Added in ArubaOS 3.3.0.0.

wlanAPStatsTotBytesAtHT52Mbps

Syntax	Counter32
Max-Access	read-only
Status	current
Description	This attribute indicates the total number of bytes observed on this BSSID at the HT 52.0 rate.
History	Added in ArubaOS 3.3.0.0.

wlanAPStatsTotPktsAtHT54Mbps

Syntax	Counter32
Max-Access	read-only

Status	current
Description	This attribute indicates the total number of packets observed on this BSSID at the HT 54.0 rate.
History	Added in ArubaOS 3.3.0.0.

wlanAPStatsTotBytesAtHT54Mbps

Syntax	Counter32
Max-Access	read-only
Status	current
Description	This attribute indicates the total number of bytes observed on this BSSID at the HT 54.0 rate.
History	Added in ArubaOS 3.3.0.0.

wlanAPStatsTotPktsAtHT58dot5Mbps

Syntax	Counter32
Max-Access	read-only
Status	current
Description	This attribute indicates the total number of packets observed on this BSSID at the HT 58.5 rate.
History	Added in ArubaOS 3.3.0.0.

wlanAPStatsTotBytesAtHT58dot5Mbps

Syntax	Counter32
Max-Access	read-only
Status	current
Description	This attribute indicates the total number of bytes observed on this BSSID at the HT 58.5 rate.
History	Added in ArubaOS 3.3.0.0.

wlanAPStatsTotPktsAtHT60Mbps

Syntax	Counter32
Max-Access	read-only
Status	current
Description	This attribute indicates the total number of packets observed on this BSSID at the HT 60.0 rate.
History	Added in ArubaOS 3.3.0.0.

wlanAPStatsTotBytesAtHT60Mbps

Syntax	Counter32
Max-Access	read-only

Status	current
Description	This attribute indicates the total number of bytes observed on this BSSID at the HT 60.0 rate.
History	Added in ArubaOS 3.3.0.0.

wlanAPStatsTotPktsAtHT65Mbps

Syntax	Counter32
Max-Access	read-only
Status	current
Description	This attribute indicates the total number of packets observed on this BSSID at the HT 65.0 rate.
History	Added in ArubaOS 3.3.0.0.

wlanAPStatsTotBytesAtHT65Mbps

Syntax	Counter32
Max-Access	read-only
Status	current
Description	This attribute indicates the total number of bytes observed on this BSSID at the HT 65.0 rate.
History	Added in ArubaOS 3.3.0.0.

wlanAPStatsTotPktsAtHT78Mbps

Syntax	Counter32
Max-Access	read-only
Status	current
Description	This attribute indicates the total number of packets observed on this BSSID at the HT 78.0 rate.
History	Added in ArubaOS 3.3.0.0.

wlanAPStatsTotBytesAtHT78Mbps

Syntax	Counter32
Max-Access	read-only
Status	current
Description	This attribute indicates the total number of bytes observed on this BSSID at the HT 78.0 rate.
History	Added in ArubaOS 3.3.0.0.

wlanAPStatsTotPktsAtHT81Mbps

Syntax	Counter32
Max-Access	read-only

Status	current
Description	This attribute indicates the total number of packets observed on this BSSID at the HT 81.0 rate.
History	Added in ArubaOS 3.3.0.0.

wlanAPStatsTotBytesAtHT81Mbps

Syntax	Counter32
Max-Access	read-only
Status	current
Description	This attribute indicates the total number of bytes observed on this BSSID at the HT 81.0 rate.
History	Added in ArubaOS 3.3.0.0.

wlanAPStatsTotPktsAtHT90Mbps

Syntax	Counter32
Max-Access	read-only
Status	current
Description	This attribute indicates the total number of packets observed on this BSSID at the HT 90.0 rate.
History	Added in ArubaOS 3.3.0.0.

wlanAPStatsTotBytesAtHT90Mbps

Syntax	Counter32
Max-Access	read-only
Status	current
Description	This attribute indicates the total number of bytes observed on this BSSID at the HT 90.0 rate.
History	Added in ArubaOS 3.3.0.0.

wlanAPStatsTotPktsAtHT104Mbps

Syntax	Counter32
Max-Access	read-only
Status	current
Description	This attribute indicates the total number of packets observed on this BSSID at the HT 104.0 rate.
History	Added in ArubaOS 3.3.0.0.

wlanAPStatsTotBytesAtHT104Mbps

Syntax	Counter32
Max-Access	read-only

Status	current
Description	This attribute indicates the total number of bytes observed on this BSSID at the HT 104.0 rate.
History	Added in ArubaOS 3.3.0.0.

\wlanAPStatsTotPktsAtHT108Mbps

Syntax	Counter32
Max-Access	read-only
Status	current
Description	This attribute indicates the total number of packets observed on this BSSID at the HT 108.0 rate.
History	Added in ArubaOS 3.3.0.0.

\wlanAPStatsTotBytesAtHT108Mbps

Syntax	Counter32
Max-Access	read-only
Status5	current
Description	This attribute indicates the total number of bytes observed on this BSSID at the HT 108.0 rate.
History	Added in ArubaOS 3.3.0.0.

\wlanAPStatsTotPktsAtHT117Mbps

Syntax	Counter32
Max-Access	read-only
Status	current
Description	This attribute indicates the total number of packets observed on this BSSID at the HT 117.0 rate.
History	Added in ArubaOS 3.3.0.0.

\wlanAPStatsTotBytesAtHT117Mbps

Syntax	Counter32
Max-Access	read-only
Status	current
Description	This attribute indicates the total number of bytes observed on this BSSID at the HT 117.0 rate.
History	Added in ArubaOS 3.3.0.0.

\wlanAPStatsTotPktsAtHT120Mbps

Syntax	Counter32
Max-Access	read-only

Status	current
Description	This attribute indicates the total number of packets observed on this BSSID at the HT 120.0 rate.
History	Added in ArubaOS 3.3.0.0.

wlanAPStatsTotBytesAtHT120Mbps

Syntax	Counter32
Max-Access	read-only
Status	current
Description	This attribute indicates the total number of bytes observed on this BSSID at the HT 120.0 rate.
History	Added in ArubaOS 3.3.0.0.

wlanAPStatsTotPktsAtHT121dot5Mbps

Syntax	Counter32
Max-Access	read-only
Status	current]
Description	This attribute indicates the total number of packets observed on this BSSID at the HT 121.5 rate.
History	Added in ArubaOS 3.3.0.0.

wlanAPStatsTotBytesAtHT121dot5Mbps

Syntax	Counter32
Max-Access	read-only
Status	current
Description	This attribute indicates the total number of bytes observed on this BSSID at the HT 121.5 rate.
History	Added in ArubaOS 3.3.0.0.

wlanAPStatsTotPktsAtHT130Mbps

Syntax	Counter32
Max-Access	read-only
Status	current
Description	This attribute indicates the total number of packets observed on this BSSID at the HT 130.0 rate.
History	Added in ArubaOS 3.3.0.0.

wlanAPStatsTotBytesAtHT130Mbps

Syntax	Counter32
Max-Access	read-only

Status	current
Description	This attribute indicates the total number of bytes observed on this BSSID at the HT 130.0 rate.
History	Added in ArubaOS 3.3.0.0.

wlanAPStatsTotPktsAtHT135Mbps

Syntax	Counter32
Max-Access	read-only
Status	current
Description	This attribute indicates the total number of packets observed on this BSSID at the HT 135.0 rate.
History	Added in ArubaOS 3.3.0.0.

wlanAPStatsTotBytesAtHT135Mbps

Syntax	Counter32
Max-Access	read-only
Status	current
Description	This attribute indicates the total number of bytes observed on this BSSID at the HT 135.0 rate.
History	Added in ArubaOS 3.3.0.0.

wlanAPStatsTotPktsAtHT150Mbps

Syntax	Counter32
Max-Access	read-only
Status	current
Description	This attribute indicates the total number of packets observed on this BSSID at the HT 150.0 rate.
History	Added in ArubaOS 3.3.0.0.

wlanAPStatsTotBytesAtHT150Mbps

Syntax	Counter32
Max-Access	read-only
Status	current
Description	This attribute indicates the total number of bytes observed on this BSSID at the HT 150.0 rate.
History	Added in ArubaOS 3.3.0.0.

wlanAPStatsTotPktsAtHT162Mbps

Syntax	Counter32
---------------	-----------

Max-Access	read-only
Status	current
Description	This attribute indicates the total number of packets observed on this BSSID at the HT 162.0 rate.
History	Added in ArubaOS 3.3.0.0.

wlanAPStatsTotBytesAtHT162Mbps

Syntax	Counter32
Max-Access	read-only
Status	current
Description	This attribute indicates the total number of bytes observed on this BSSID at the HT 162.0 rate.
History	Added in ArubaOS 3.3.0.0.

wlanAPStatsTotPktsAtHT180Mbps

Syntax	Counter32
Max-Access	read-only
Status	current
Description	This attribute indicates the total number of packets observed on this BSSID at the HT 180.0 rate.

wlanAPStatsTotBytesAtHT180Mbps

Syntax	Counter32
Max-Access	read-only
Status	current
Description	This attribute indicates the total number of bytes observed on this BSSID at the HT 180.0 rate.
History	Added in ArubaOS 3.3.0.0.

wlanAPStatsTotPktsAtHT216Mbps

Syntax	Counter32
Max-Access	read-only
Status	current
Description	This attribute indicates the total number of packets observed on this BSSID at the HT 216.0 rate.
History	Added in ArubaOS 3.3.0.0.

lwlanAPStatsTotBytesAtHT216Mbps

Syntax	Counter32
Max-Access	read-only
Status	current

Description	This attribute indicates the total number of bytes observed on this BSSID at the HT 216.0 rate.
History	Added in ArubaOS 3.3.0.0.

wlanAPStatsTotPktsAtHT240Mbps

Syntax	Counter32
Max-Access	read-only
Status	current
Description	This attribute indicates the total number of packets observed on this BSSID at the HT 240.0 rate.
History	Added in ArubaOS 3.3.0.0.

wlanAPStatsTotBytesAtHT240Mbps

Syntax	Counter32
Max-Access	read-only
Status	current
Description	This attribute indicates the total number of bytes observed on this BSSID at the HT 240.0 rate.

wlanAPStatsTotPktsAtHT243Mbps

Syntax	Counter32
Max-Access	read-only
Status	current
Description	This attribute indicates the total number of packets observed on this BSSID at the HT 243.0 rate.
History	Added in ArubaOS 3.3.0.0.

wlanAPStatsTotBytesAtHT243Mbps

Syntax	Counter32
Max-Access	read-only
Status	current
Description	This attribute indicates the total number of bytes observed on this BSSID at the HT 243.0 rate.
History	Added in ArubaOS 3.3.0.0.

wlanAPStatsTotPktsAtHT270Mbps

Syntax	Counter32
Max-Access	read-only
Status	current

Description	This attribute indicates the total number of packets observed on this BSSID at the HT 270.0 rate.
History	Added in ArubaOS 3.3.0.0.

wlanAPStatsTotBytesAtHT270Mbps

Syntax	Counter32
Max-Access	read-only
Status	current
Description	This attribute indicates the total number of bytes observed on this BSSID at the HT 270.0 rate.
History	Added in ArubaOS 3.3.0.0.

wlanAPStatsTotPktsAtHT300Mbps

Syntax	Counter32
Max-Access	read-only
Status	current
Description	This attribute indicates the total number of packets observed on this BSSID at the HT 300.0 rate.
History	Added in ArubaOS 3.3.0.0.

wlanAPStatsTotBytesAtHT300Mbps

Syntax	Counter32
Max-Access	read-only
Status	current
Description	This attribute indicates the total number of bytes observed on this BSSID at the HT 300.0 rate.
History	Added in ArubaOS 3.3.0.0.

wlsxWlanAPDTypeStatsTable

The objects of the wlsx WLAN Access Point Destination Address Type Statistics table provide BSSID statistics, which are grouped by destination address (DA).

Table 116 *wlsxWlanAPDTypeStatsTable OIDs*

Object	Object ID	
wlsxWlanAPDTypeStatsEntry	1.3.6.1.4.1.14823.2.2.1.5.3.1.3.1	wlsxWlanAPDTypeStatsTable 1
wlanAPStatsTotDABroadcastPkts	1.3.6.1.4.1.14823.2.2.1.5.3.1.3.1.1	wlsxWlanAPDTypeStatsEntry 1

Table 116 *wlsxWlanAPDTypeStatsTable OIDs (Continued)*

Object	Object ID	
wlanAPStatsTotDABroadcastBytes	1.3.6.1.4.1.14823.2.2.1.5.3.1.3.1.2	wlsxWlanAPDTypeStatsEntry 2
wlanAPStatsTotDAMulticastPkts	1.3.6.1.4.1.14823.2.2.1.5.3.1.3.1.3	wlsxWlanAPDTypeStatsEntry 3
wlanAPStatsTotDAMulticastBytes	1.3.6.1.4.1.14823.2.2.1.5.3.1.3.1.4	wlsxWlanAPDTypeStatsEntry 4
wlanAPStatsTotDAUnicastPkts	1.3.6.1.4.1.14823.2.2.1.5.3.1.3.1.5	wlsxWlanAPDTypeStatsEntry 5
wlanAPStatsTotDAUnicastBytes	1.3.6.1.4.1.14823.2.2.1.5.3.1.3.1.6	wlsxWlanAPDTypeStatsEntry 6

wlsxWlanAPDTypeStatsEntry

Syntax	wlsxWlanAPDTypeStatsEntry
Max-Access	not-accessible
Status	current
Description	User entry.
Index	{wlanAPMacAddress, wlanAPRadioNumber, wlanAPBSSID}
History	Added in ArubaOS 2.3.

wlanAPStatsTotDABroadcastPkts

Syntax	Counter32
Max-Access	read-only
Status	current
Description	The total number of broadcast packets observed on this BSSID.
History	Added in ArubaOS 2.3.

wlanAPStatsTotDABroadcastBytes

Syntax	Counter32
Max-Access	read-only
Status	current
Description	The total number of broadcast bytes observed on this BSSID.
History	Added in ArubaOS 2.3.

wlanAPStatsTotDAMulticastPkts

Syntax	Counter32
Max-Access	read-only
Status	current
Description	The total number of multicast packets observed on this BSSID.
History	Added in ArubaOS 2.3.

wlanAPStatsTotDAMulticastBytes

Syntax	Counter32
---------------	-----------

Max-Access	read-only
Status	current
Description	The total number of multicast bytes observed on this BSSID.
History	Added in ArubaOS 2.3.

wlanAPStatsTotDAUnicastPkts

Syntax	Counter32
Max-Access	read-only
Status	current
Description	The total number of unicast packets observed on this BSSID.
History	Added in ArubaOS 2.3.

wlanAPStatsTotDAUnicastBytes

Syntax	Counter32
Max-Access	read-only
Status	current
Description	The total number of unicast bytes observed on this BSSID.
History	Added in ArubaOS 2.3.

wlsxWlanAPFrameTypeStatsTable

The objects of the wlsx WLAN AP Frame Type Stats lists BSSID statistics, which are grouped by the packet type.

Table 117 *wlsxWlanAPFrameTypeStatsTable OIDs*

Object	Object ID	
wlsxWlanAPFrameTypeStatsEntry	1.3.6.1.4.1.14823.2.2.1.5.3.1.4.1	wlsxWlanAPFrameTypeStatsTable 1
wlanAPStatsTotMgmtPkts	1.3.6.1.4.1.14823.2.2.1.5.3.1.4.1.1	wlsxWlanAPFrameTypeStatsEntry 1
wlanAPStatsTotMgmtBytes	1.3.6.1.4.1.14823.2.2.1.5.3.1.4.1.2	wlsxWlanAPFrameTypeStatsEntry 2
wlanAPStatsTotCtrlPkts	1.3.6.1.4.1.14823.2.2.1.5.3.1.4.1.3	wlsxWlanAPFrameTypeStatsEntry 3
wlanAPStatsTotCtrlBytes	1.3.6.1.4.1.14823.2.2.1.5.3.1.4.1.4	wlsxWlanAPFrameTypeStatsEntry 4
wlanAPStatsTotDataPkts	1.3.6.1.4.1.14823.2.2.1.5.3.1.4.1.5	wlsxWlanAPFrameTypeStatsEntry 5
wlanAPStatsTotDataBytes	1.3.6.1.4.1.14823.2.2.1.5.3.1.4.1.6	wlsxWlanAPFrameTypeStatsEntry 6

wlsxWlanAPFrameTypeStatsEntry

Syntax	wlsxWlanAPFrameTypeStatsEntry
Max-Access	not-accessible
Status	current
Description	User entry.
Index	{wlanAPMacAddress, wlanAPRadioNumber, wlanAPBSSID}
History	Added in ArubaOS 2.3.

wlanAPStatsTotMgmtPkts

Syntax	Counter32
Max-Access	read-only
Status	current
Description	The total number of management packets observed on this BSSID.
History	Added in ArubaOS 2.3.

wlanAPStatsTotMgmtBytes

Syntax	Counter32
Max-Access	read-only
Status	current
Description	The total number of management bytes observed on this BSSID.
History	Added in ArubaOS 2.3.

wlanAPStatsTotCtrlPkts

Syntax	Counter32
Max-Access	read-only
Status	current
Description	The total number of control packets observed on this BSSID.
History	Added in ArubaOS 2.3.

wlanAPStatsTotCtrlBytes

Syntax	Counter32
---------------	-----------

Max-Access	read-only
Status	current
Description	The total number of control bytes observed on this BSSID.
History	Added in ArubaOS 2.3.

wlanAPStatsTotDataPkts

Syntax	Counter32
Max-Access	read-only
Status	current
Description	The total number of data packets observed on this BSSID.
History	Added in ArubaOS 2.3.

wlanAPStatsTotDataBytes

Syntax	Counter32
Max-Access	read-only
Status	current
Description	The total number of data bytes observed on this BSSID.
History	Added in ArubaOS 2.3.

wlsxWlanAPPktSizeStatsTable

The objects of the wlsx WLAN AP Pkt Size Stats table provide information on BSSID statistics, which are grouped by packet size.

Table 118 *wlsxWlanAPPktSizeStatsTable OIDs*

Object	Object ID	
wlsxWlanAPPktSizeStatsEntry	1.3.6.1.4.1.14823.2.2.1.5.3.1.5.1	wlsxWlanAPPktSizeStatsTable 1
wlanAPStatsPkts63Bytes	1.3.6.1.4.1.14823.2.2.1.5.3.1.5.1.1	wlsxWlanAPPktSizeStatsEntry 1
wlanAPStatsPkts64To127	1.3.6.1.4.1.14823.2.2.1.5.3.1.5.1.2	wlsxWlanAPPktSizeStatsEntry 2
wlanAPStatsPkts128To255	1.3.6.1.4.1.14823.2.2.1.5.3.1.5.1.3	wlsxWlanAPPktSizeStatsEntry 3
wlanAPStatsPkts256To511	1.3.6.1.4.1.14823.2.2.1.5.3.1.5.1.4	wlsxWlanAPPktSizeStatsEntry 4
wlanAPStatsPkts512To1023	1.3.6.1.4.1.14823.2.2.1.5.3.1.5.1.5	wlsxWlanAPPktSizeStatsEntry 5
wlanAPStatsPkts1024To1518	1.3.6.1.4.1.14823.2.2.1.5.3.1.5.1.6	wlsxWlanAPPktSizeStatsEntry 6

wlsxWlanAPPktSizeStatsEntry

Syntax	wlsxWlanAPPktSizeStatsEntry
Max-Access	not-accessible
Status	current
Description	User entry.
Index	{wlanAPMacAddress, wlanAPRadioNumber, wlanAPBSSID}
History	Added in ArubaOS 2.3.

wlanAPStatsPkts63Bytes

Syntax	Counter32
Max-Access	read-only
Status	current
Description	The total number of packets that were less than 64 bytes long.
History	Added in ArubaOS 2.3.

wlanAPStatsPkts64To127

Syntax	Counter32
Max-Access	read-only
Status	current
Description	The total number of packets that were between 64 and 127 bytes long.
History	Added in ArubaOS 2.3.

wlanAPStatsPkts128To255

Syntax	Counter32
Max-Access	read-only
Status	current
Description	The total number of packets that were between 128 and 255 bytes long.
History	Added in ArubaOS 2.3.

wlanAPStatsPkts256To511

Syntax	Counter32
---------------	-----------

Max-Access	read-only
Status	current
Description	The total number of packets that were between 256 and 511 bytes long.
History	Added in ArubaOS 2.3.

wlanAPStatsPkts512To1023

Syntax	Counter32
Max-Access	read-only
Status	current
Description	The total number of packets that were between 512 and 1023 bytes long.
History	Added in ArubaOS 2.3.

wlanAPStatsPkts1024To1518

Syntax	Counter32
Max-Access	read-only
Status	current
Description	The total number of packets that were between 1024 and 1518 bytes long.
History	Added in ArubaOS 2.3.

wlsxWlanAPChStatsTable

The objects of the wlsx WLAN AP Ch Stats table provide information on the access points that are connected to the controller.

Table 119 *wlsxWlanAPChStatsTableOIDs*

Object	Object OID	
wlsxWlanAPChStatsEntry	1.3.6.1.4.1.14823.2.2.1.5.3.1.6.1	wlsxWlanAPChStatsTable 1
wlanAPChannelNumber	1.3.6.1.4.1.14823.2.2.1.5.3.1.6.1.1	wlsxWlanAPChStatsEntry 1
wlanAPChNumStations	1.3.6.1.4.1.14823.2.2.1.5.3.1.6.1.2	wlsxWlanAPChStatsEntry 2
wlanAPChTotPkts	1.3.6.1.4.1.14823.2.2.1.5.3.1.6.1.3	wlsxWlanAPChStatsEntry 3
wlanAPChTotBytes	1.3.6.1.4.1.14823.2.2.1.5.3.1.6.1.4	wlsxWlanAPChStatsEntry 4
wlanAPChTotRetryPkts	1.3.6.1.4.1.14823.2.2.1.5.3.1.6.1.5	wlsxWlanAPChStatsEntry 5
wlanAPChTotFragmentedPkts	1.3.6.1.4.1.14823.2.2.1.5.3.1.6.1.6	wlsxWlanAPChStatsEntry 6
wlanAPChTotPhyErrPkts	1.3.6.1.4.1.14823.2.2.1.5.3.1.6.1.7	wlsxWlanAPChStatsEntry 7
wlanAPChTotMacErrPkts	1.3.6.1.4.1.14823.2.2.1.5.3.1.6.1.8	wlsxWlanAPChStatsEntry 8

Table 119 *wlsxWlanAPChStatsTableOIDs (Continued)*

Object	Object OID	
wlanAPChNoise	1.3.6.1.4.1.14823.2.2.1.5.3.1.6.1.9	wlsxWlanAPChStatsEntry 9
wlanAPChCoverageIndex	1.3.6.1.4.1.14823.2.2.1.5.3.1.6.1.10	wlsxWlanAPChStatsEntry 10
wlanAPChInterferenceIndex	1.3.6.1.4.1.14823.2.2.1.5.3.1.6.1.11	wlsxWlanAPChStatsEntry 11
wlanAPChFrameRetryRate	1.3.6.1.4.1.14823.2.2.1.5.3.1.6.1.12	wlsxWlanAPChStatsEntry 12
wlanAPFrameLowSpeedRate	1.3.6.1.4.1.14823.2.2.1.5.3.1.6.1.13	wlsxWlanAPChStatsEntry 13
wlanAPFrameNonUnicastRate	1.3.6.1.4.1.14823.2.2.1.5.3.1.6.1.14	wlsxWlanAPChStatsEntry 14
wlanAPChFrameFragmentationRate	1.3.6.1.4.1.14823.2.2.1.5.3.1.6.1.15	wlsxWlanAPChStatsEntry 15
wlanAPChFrameBandwidthRate	1.3.6.1.4.1.14823.2.2.1.5.3.1.6.1.16	wlsxWlanAPChStatsEntry 16
wlanAPChFrameRetryErrorRate	1.3.6.1.4.1.14823.2.2.1.5.3.1.6.1.17	wlsxWlanAPChStatsEntry 17
wlanAPChBusyRate	1.3.6.1.4.1.14823.2.2.1.5.3.1.6.1.18	wlsxWlanAPChStatsEntry 18
wlanAPChNumAPs	1.3.6.1.4.1.14823.2.2.1.5.3.1.6.1.19	wlsxWlanAPChStatsEntry 19

wlsxWlanAPChStatsEntry

Syntax	WlanAPChStatsEntry
Max-Access	not-accessible
Status	current
Description	Access point channel stats entry.
Index	{wlanAPMacAddress, wlanAPRadioNumber}
History	Added in ArubaOS 2.3.

wlanAPChannelNumber

Syntax	Integer(1..165)
Max-Access	read-only
Status	current
Description	The channel the AP is currently using.
History	Added in ArubaOS 2.3. Updated in ArubaOS 3.1—description.

wlanAPChNumStations

Syntax	Integer32
Max-Access	read-only
Status	current
Description	The number of stations using this channel.
History	Added in ArubaOS 2.3.

wlanAPChTotPkts

Syntax	Counter32
Max-Access	read-only
Status	current
Description	The total packets observed on this channel.
History	Added in ArubaOS 2.3.

wlanAPChTotBytes

Syntax	Counter32
---------------	-----------

Max-Access	read-only
Status	current
Description	The total bytes observed on this channel.
History	Added in ArubaOS 2.3.

wlanAPChTotRetryPkts

Syntax	Counter32
Max-Access	read-only
Status	current
Description	The total retry packets observed on this channel.
History	Added in ArubaOS 2.3.

wlanAPChTotFragmentedPkts

Syntax	Counter32
Max-Access	read-only
Status	current
Description	The total fragmented packets observed on this channel.
History	Added in ArubaOS 2.3.

wlanAPChTotPhyErrPkts

Syntax	Counter32
Max-Access	read-only
Status	current
Description	The total physical error packets observed on this channel.
History	Added in ArubaOS 2.3.

wlanAPChTotMacErrPkts

Syntax	Counter32
Max-Access	read-only
Status	current
Description	The total MAC errors packets observed on this channel.
History	Added in ArubaOS 2.3.

wlanAPChNoise

Syntax	Integer32
Max-Access	read-only

Status	current
Description	The noise observed on this channel.
History	Added in ArubaOS 2.3. Updated in ArubaOS 3.1—description.

wlanAPChCoverageIndex

Syntax	Integer32
Max-Access	read-only
Status	current
Description	The coverage provided by the AP on this channel.
History	Added in ArubaOS 2.3. Updated in ArubaOS 3.1—description.

wlanAPChInterferenceIndex

Syntax	Integer32
Max-Access	read-only
Status	current
Description	The interference observed on this channel.
History	Added in ArubaOS 2.3. Updated in ArubaOS 3.1—description.

wlanAPChFrameRetryRate

Syntax	Integer32
Max-Access	read-only
Status	current
Description	The number of retry packets as a percentage of the total packets transmitted and received on this channel.
History	Added in ArubaOS 2.3. Updated in ArubaOS 3.1—description.

wlanAPChFrameLowSpeedRate

Syntax	Integer32
Max-Access	read-only
Status	current
Description	The number of low data rate (<= 18 Mbps for A/G bands and <=2 Mbps for B band) packets as a percentage of the total packets transmitted and received on this channel.
History	Added in ArubaOS 2.3. Updated in ArubaOS 3.1—description.

wlanAPChFrameNonUnicastRate

Syntax	Integer32
Max-Access	read-only
Status	current
Description	The number of broadcast and multicast packets as a percentage of the total packets transmitted on this channel.
History	Added in ArubaOS 2.3. Updated in ArubaOS 3.1—description.

wlanAPChFrameFragmentationRate

Syntax	Integer32
Max-Access	read-only
Status	current
Description	The number of fragments as a percentage of the total packets transmitted on this channel.
History	Added in ArubaOS 2.3. Updated in ArubaOS 3.1—description.

wlanAPChFrameBandwidthRate

Syntax	Integer32
Max-Access	read-only
Status	current
Description	The bandwidth of this channel in Kbps.
History	Added in ArubaOS 2.3. Updated in ArubaOS 3.1—description.

wlanAPChFrameRetryErrorRate

Syntax	Integer32
Max-Access	read-only
Status	current
Description	The number of error packets as a percentage of the total packets received on this channel.
History	Added in ArubaOS 2.3. Updated in ArubaOS 3.1—description.

wlanAPChBusyRate

Syntax	Integer32
Max-Access	read-only
Status	current
Description	How busy this channel is.
History	Added in ArubaOS 2.3. Updated in ArubaOS 3.1—description.

wlanAPChNumAPs

Syntax	Integer32
Max-Access	read-only
Status	current
Description	The number of access points observed on this channel.
History	Added in ArubaOS 2.3. Updated in ArubaOS 3.1—description.

wlanAPChFrameReceiveErrorRate

Syntax	Integer32
Max-Access	read-only
Status	current
Description	The number of error packets as a percentage of the total packets received on this channel.
History	Added in ArubaOS 3.1.0.0.

wlsxWlanStationStatsTable

The objects of the wlsx WLAN Station Statistics table provide information of the air monitors that are attached to the controller. The information is sorted—generic, rate, destination address, frame type.

Table 120 *wlsxWlanStationStatsTable OIDs*

Object	Object OID	
wlsxWlanStationStatsEntry	1.3.6.1.4.1.14823.2.2.1.5.3.2.1.1	wlsxWlanStationStatsTable 1
wlanStaChannelNum	1.3.6.1.4.1.14823.2.2.1.5.3.2.1.1.1	wlsxWlanStationStatsEntry 1
wlanStaTxPkts	1.3.6.1.4.1.14823.2.2.1.5.3.2.1.1.2	wlsxWlanStationStatsEntry 2
wlanStaTxBytes	1.3.6.1.4.1.14823.2.2.1.5.3.2.1.1.3	wlsxWlanStationStatsEntry 3
wlanStaRxPkts	1.3.6.1.4.1.14823.2.2.1.5.3.2.1.1.4	wlsxWlanStationStatsEntry 4

Table 120 *wlsxWlanStationStatsTable OIDs (Continued)*

Object	Object OID	
wlanStaRxBytes	1.3.6.1.4.1.14823.2.2.1.5.3.2.1.1.5	wlsxWlanStationStatsEntry 5
wlanStaTxBCastPkts	1.3.6.1.4.1.14823.2.2.1.5.3.2.1.1.6	wlsxWlanStationStatsEntry 6
wlanStaRxBCastBytes	1.3.6.1.4.1.14823.2.2.1.5.3.2.1.1.7	wlsxWlanStationStatsEntry 7
wlanStaTxMCastPkts	1.3.6.1.4.1.14823.2.2.1.5.3.2.1.1.8	wlsxWlanStationStatsEntry 8
wlanStaRxMCastBytes	1.3.6.1.4.1.14823.2.2.1.5.3.2.1.1.9	wlsxWlanStationStatsEntry 9
wlanStaDataPkts	1.3.6.1.4.1.14823.2.2.1.5.3.2.1.1.10	wlsxWlanStationStatsEntry 10
wlanStaCtrlPkts	1.3.6.1.4.1.14823.2.2.1.5.3.2.1.1.11	wlsxWlanStationStatsEntry 11
wlanStaNumAssocRequests	1.3.6.1.4.1.14823.2.2.1.5.3.2.1.1.12	wlsxWlanStationStatsEntry 12
wlanStaNumAuthRequests	1.3.6.1.4.1.14823.2.2.1.5.3.2.1.1.13	wlsxWlanStationStatsEntry 13
wlanStaTxDeauthentications	1.3.6.1.4.1.14823.2.2.1.5.3.2.1.1.14	wlsxWlanStationStatsEntry 14
wlanStaRxDeauthentications	1.3.6.1.4.1.14823.2.2.1.5.3.2.1.1.15	wlsxWlanStationStatsEntry 15
wlanStaFrameRetryRate	1.3.6.1.4.1.14823.2.2.1.5.3.2.1.1.16	wlsxWlanStationStatsEntry 16
wlanStaFrameLowSpeedRate	1.3.6.1.4.1.14823.2.2.1.5.3.2.1.1.17	wlsxWlanStationStatsEntry 17
wlanStaFrameNonUnicastRate	1.3.6.1.4.1.14823.2.2.1.5.3.2.1.1.18	wlsxWlanStationStatsEntry 18
wlanStaFrameFragmentationRate	1.3.6.1.4.1.14823.2.2.1.5.3.2.1.1.19	wlsxWlanStationStatsEntry 19
wlanStaFrameBandwidthRate	1.3.6.1.4.1.14823.2.2.1.5.3.2.1.1.20	wlsxWlanStationStatsEntry 20
wlanStaFrameRetryErrorRate	1.3.6.1.4.1.14823.2.2.1.5.3.2.1.1.21	wlsxWlanStationStatsEntry 21
wlanStaFrameReceiveErrorRate	1.3.6.1.4.1.14823.2.2.1.5.3.2.1.1.22	wlsxWlanStationStatsEntry 22
wlanStaTxBCastBytes	1.3.6.1.4.1.14823.2.2.1.5.3.2.1.1.23	wlsxWlanStationStatsEntry 23

wlswlanStationStatsEntry

Syntax	WlanStationStatsEntry
Max-Access	not-accessible
Status	current
Description	Station stats entry.
Index	{wlanStaPhyAddress}
History	Added in ArubaOS 2.3. Updated ArubaOS 3.1—description.

wlanStaChannelNum

Syntax	Unsigned32
Max-Access	read-only
Status	current
Description	The channel the station is currently using.
History	Added in ArubaOS 2.3. Updated ArubaOS 3.1—description.

wlanStaTxPkts

Syntax	Counter32
Max-Access	read-only
Status	current
Description	The number of packets transmitted by this station.
History	Added in ArubaOS 2.3. Updated ArubaOS 3.1—description.

wlanStaTxBytes

Syntax	Counter32
Max-Access	read-only
Status	current
Description	The number of bytes transmitted by this station.
History	Added in ArubaOS 2.3. Updated ArubaOS 3.1—description.

wlanStaRxPkts

Syntax	Counter32
Max-Access	read-only
Status	current
Description	The number of packets received by this station.
History	Added in ArubaOS 2.3. Updated ArubaOS 3.1—description.

wlanStaRxBytes

Syntax	Counter32
Max-Access	read-only
Status	current
Description	The number of bytes received by this station.
History	Added in ArubaOS 2.3. Updated ArubaOS 3.1—description.

wlanStaTxBCastPkts

Syntax	Counter32
Max-Access	read-only
Status	current
Description	The number of broadcast packets transmitted by this station.
History	Added in ArubaOS 2.3. Updated ArubaOS 3.1—description.

wlanStaRxBCastBytes

Syntax	Counter32
Max-Access	read-only
Status	current
Description	The number of broadcast bytes transmitted by this station.
History	Added in ArubaOS 2.3. Updated ArubaOS 3.1—description.

wlanStaTxMCastPkts

Syntax	Counter32
Max-Access	read-only
Status	current
Description	The number of multicast packets transmitted by this station.
History	Added in ArubaOS 2.3. Updated ArubaOS 3.1—description.

wlanStaRxMCastBytes

Syntax	Counter32
Max-Access	read-only
Status	current
Description	The number of multicast bytes transmitted by this station.
History	Added in ArubaOS 2.3. Updated ArubaOS 3.1—description.

wlanStaDataPkts

Syntax	Counter32
Max-Access	read-only
Status	current
Description	The total number of data packets transmitted by this station.
History	Added in ArubaOS 2.3. Updated ArubaOS 3.1—description.

wlanStaCtrlPkts

Syntax	Counter32
Max-Access	read-only
Status	current
Description	The total number of control packets transmitted by this station.
History	Added in ArubaOS 2.3. Updated ArubaOS 3.1—description.

wlanStaNumAssocRequests

Syntax	Counter32
Max-Access	read-only
Status	current
Description	The number of association requests transmitted by this station.
History	Added in ArubaOS 2.3. Updated ArubaOS 3.1—description.

wlanStaNumAuthRequests

Syntax	Counter32
Max-Access	read-only
Status	current
Description	The number of authentication requests transmitted by this station.
History	Added in ArubaOS 2.3. Updated ArubaOS 3.1—description.

wlanStaTxDeauthentications

Syntax	Counter32
Max-Access	read-only
Status	current
Description	The number of deauthentication frames transmitted by this station.
History	Added in ArubaOS 2.3. Updated ArubaOS 3.1—description.

wlanStaRxDeauthentications

Syntax	Counter32
Max-Access	read-only
Status	current
Description	The number of deauthentication frames received by this station.
History	Added in ArubaOS 2.3. Updated ArubaOS 3.1—description.

wlanStaFrameRetryRate

Syntax	Integer32
Max-Access	read-only
Status	current
Description	The number of retry packets as a percentage of the total packets transmitted and received by this station.
History	Added in ArubaOS 2.3. Updated ArubaOS 3.1—description.

wlanStaFrameLowSpeedRate

Syntax	Integer32
Max-Access	read-only
Status	current
Description	The number of low data rate (<= 18 Mbps for A/G bands and <=2 Mbps for B band) packets as a percentage of the total packets transmitted and received by this station.
History	Added in ArubaOS 2.3. Updated ArubaOS 3.1—description.

wlanStaFrameNonUnicastRate

Syntax	Integer32
Max-Access	read-only
Status	current
Description	The number of broadcast and multicast packets as a percentage of the total packets transmitted by this station.
History	Added in ArubaOS 2.3. Updated ArubaOS 3.1—description.

wlanStaFrameFragmentationRate

Syntax	Integer32
Max-Access	read-only
Status	current
Description	The number of fragments as a percentage of the total packets transmitted by this station.
History	Added in ArubaOS 2.3. Updated ArubaOS 3.1—description.

wlanStaFrameBandwidthRate

Syntax	Integer32
Max-Access	read-only
Status	current
Description	The bandwidth of this station in Kbps.
History	Added in ArubaOS 2.3. Updated ArubaOS 3.1—description.

wlanStaFrameRetryErrorRate

Syntax	Integer32
Max-Access	read-only
Status	current
Description	The number of error packets as a percentage of the total packets received by this station.
History	Added in ArubaOS 2.3. Updated ArubaOS 3.1—description.

wlanStaFrameReceiveErrorRate

Syntax	Integer32
Max-Access	read-only
Status	current
Description	The number of error packets as a percentage of the total packets received by this station.
History	Added in ArubaOS 3.2.0.0.

wlanStaTxBCastBytes

Syntax	Counter32
Max-Access	read-only
Status	current
Description	The number of broadcast bytes transmitted by this station.
History	Added in ArubaOS 3.2.0.0.

wlsxWlanStaRateStatsTable

The objects of wlsx WLAN Station Rate Stats table provide packet and byte count information for a station. The

information is grouped by data rate.

Table 121 *wlsxWlanStaRateStatsTable OIDs*

Object	Object OID	
wlsxWlanStaRateStatsEntry	1.3.6.1.4.1.14823.2.2.1.5.3.2.2.1	wlsxWlanStaRateStatsTable 1
wlanStaTxPktsAt1Mbps	1.3.6.1.4.1.14823.2.2.1.5.3.2.2.1.1	wlsxWlanStaRateStatsEntry 1
wlanStaTxBytesAt1Mbps	1.3.6.1.4.1.14823.2.2.1.5.3.2.2.1.2	wlsxWlanStaRateStatsEntry 2
wlanStaTxPktsAt2Mbps	1.3.6.1.4.1.14823.2.2.1.5.3.2.2.1.3	wlsxWlanStaRateStatsEntry 3
wlanStaTxBytesAt2Mbps	1.3.6.1.4.1.14823.2.2.1.5.3.2.2.1.4	wlsxWlanStaRateStatsEntry 4
wlanStaTxPktsAt5Mbps	1.3.6.1.4.1.14823.2.2.1.5.3.2.2.1.5	wlsxWlanStaRateStatsEntry 5
wlanStaTxBytesAt5Mbps	1.3.6.1.4.1.14823.2.2.1.5.3.2.2.1.6	wlsxWlanStaRateStatsEntry 6
wlanStaTxPktsAt11Mbps	1.3.6.1.4.1.14823.2.2.1.5.3.2.2.1.7	wlsxWlanStaRateStatsEntry 7
wlanStaTxBytesAt11Mbps	1.3.6.1.4.1.14823.2.2.1.5.3.2.2.1.8	wlsxWlanStaRateStatsEntry 8
wlanStaTxPktsAt6Mbps	1.3.6.1.4.1.14823.2.2.1.5.3.2.2.1.9	wlsxWlanStaRateStatsEntry 9
wlanStaTxBytesAt6Mbps	1.3.6.1.4.1.14823.2.2.1.5.3.2.2.1.10	wlsxWlanStaRateStatsEntry 10
wlanStaTxPktsAt12Mbps	1.3.6.1.4.1.14823.2.2.1.5.3.2.2.1.11	wlsxWlanStaRateStatsEntry 11
wlanStaTxBytesAt12Mbps	1.3.6.1.4.1.14823.2.2.1.5.3.2.2.1.12	wlsxWlanStaRateStatsEntry 12
wlanStaTxPktsAt18Mbps	1.3.6.1.4.1.14823.2.2.1.5.3.2.2.1.13	wlsxWlanStaRateStatsEntry 13
wlanStaTxBytesAt18Mbps	1.3.6.1.4.1.14823.2.2.1.5.3.2.2.1.14	wlsxWlanStaRateStatsEntry 14
wlanStaTxPktsAt24Mbps	1.3.6.1.4.1.14823.2.2.1.5.3.2.2.1.15	wlsxWlanStaRateStatsEntry 15
wlanStaTxBytesAt24Mbps	1.3.6.1.4.1.14823.2.2.1.5.3.2.2.1.16	wlsxWlanStaRateStatsEntry 16
wlanStaTxPktsAt36Mbps	1.3.6.1.4.1.14823.2.2.1.5.3.2.2.1.17	wlsxWlanStaRateStatsEntry 17
wlanStaTxBytesAt36Mbps	1.3.6.1.4.1.14823.2.2.1.5.3.2.2.1.18	wlsxWlanStaRateStatsEntry 18
wlanStaTxPktsAt48Mbps	1.3.6.1.4.1.14823.2.2.1.5.3.2.2.1.19	wlsxWlanStaRateStatsEntry 19
wlanStaTxBytesAt48Mbps	1.3.6.1.4.1.14823.2.2.1.5.3.2.2.1.20	wlsxWlanStaRateStatsEntry 20
wlanStaTxPktsAt54Mbps	1.3.6.1.4.1.14823.2.2.1.5.3.2.2.1.21	wlsxWlanStaRateStatsEntry 21
wlanStaTxBytesAt54Mbps	1.3.6.1.4.1.14823.2.2.1.5.3.2.2.1.22	wlsxWlanStaRateStatsEntry 22
wlanStaRxPktsAt1Mbps	1.3.6.1.4.1.14823.2.2.1.5.3.2.2.1.23	wlsxWlanStaRateStatsEntry 23
wlanStaRxBytesAt1Mbps	1.3.6.1.4.1.14823.2.2.1.5.3.2.2.1.24	wlsxWlanStaRateStatsEntry 24
wlanStaRxPktsAt2Mbps	1.3.6.1.4.1.14823.2.2.1.5.3.2.2.1.25	wlsxWlanStaRateStatsEntry 25
wlanStaRxBytesAt2Mbps	1.3.6.1.4.1.14823.2.2.1.5.3.2.2.1.26	wlsxWlanStaRateStatsEntry 26
wlanStaRxPktsAt5Mbps	1.3.6.1.4.1.14823.2.2.1.5.3.2.2.1.27	wlsxWlanStaRateStatsEntry 27
wlanStaRxBytesAt5Mbps	1.3.6.1.4.1.14823.2.2.1.5.3.2.2.1.28	wlsxWlanStaRateStatsEntry 28
wlanStaRxPktsAt11Mbps	1.3.6.1.4.1.14823.2.2.1.5.3.2.2.1.29	wlsxWlanStaRateStatsEntry 29
wlanStaRxBytesAt11Mbps	1.3.6.1.4.1.14823.2.2.1.5.3.2.2.1.30	wlsxWlanStaRateStatsEntry 30
wlanStaRxPktsAt6Mbps	1.3.6.1.4.1.14823.2.2.1.5.3.2.2.1.31	wlsxWlanStaRateStatsEntry 31
wlanStaRxBytesAt6Mbps	1.3.6.1.4.1.14823.2.2.1.5.3.2.2.1.32	wlsxWlanStaRateStatsEntry 32

Table 121 *wlsxWlanStaRateStatsTable OIDs (Continued)*

Object	Object OID	
wlanStaRxPktsAt12Mbps	1.3.6.1.4.1.14823.2.2.1.5.3.2.2.1.33	wlsxWlanStaRateStatsEntry 33
wlanStaRxBytesAt12Mbps	1.3.6.1.4.1.14823.2.2.1.5.3.2.2.1.34	wlsxWlanStaRateStatsEntry 34
wlanStaRxPktsAt18Mbps	1.3.6.1.4.1.14823.2.2.1.5.3.2.2.1.35	wlsxWlanStaRateStatsEntry 35
wlanStaRxBytesAt18Mbps	1.3.6.1.4.1.14823.2.2.1.5.3.2.2.1.36	wlsxWlanStaRateStatsEntry 36
wlanStaRxPktsAt24Mbps	1.3.6.1.4.1.14823.2.2.1.5.3.2.2.1.37	wlsxWlanStaRateStatsEntry 37
wlanStaRxBytesAt24Mbps	1.3.6.1.4.1.14823.2.2.1.5.3.2.2.1.38	wlsxWlanStaRateStatsEntry 38
wlanStaRxPktsAt36Mbps	1.3.6.1.4.1.14823.2.2.1.5.3.2.2.1.39	wlsxWlanStaRateStatsEntry 39
wlanStaRxBytesAt36Mbps	1.3.6.1.4.1.14823.2.2.1.5.3.2.2.1.40	wlsxWlanStaRateStatsEntry 40
wlanStaRxPktsAt48Mbps	1.3.6.1.4.1.14823.2.2.1.5.3.2.2.1.41	wlsxWlanStaRateStatsEntry 41
wlanStaRxBytesAt48Mbps	1.3.6.1.4.1.14823.2.2.1.5.3.2.2.1.42	wlsxWlanStaRateStatsEntry 42
wlanStaRxPktsAt54Mbps	1.3.6.1.4.1.14823.2.2.1.5.3.2.2.1.43	wlsxWlanStaRateStatsEntry 43
wlanStaRxBytesAt54Mbps	1.3.6.1.4.1.14823.2.2.1.5.3.2.2.1.44	wlsxWlanStaRateStatsEntry 44
wlanStaTxPktsAt9Mbps	1.3.6.1.4.1.14823.2.2.1.5.3.2.2.1.45	wlsxWlanStaRateStatsEntry 45
wlanStaTxBytesAt9Mbps	1.3.6.1.4.1.14823.2.2.1.5.3.2.2.1.46	wlsxWlanStaRateStatsEntry 46
wlanStaRxPktsAt9Mbps	1.3.6.1.4.1.14823.2.2.1.5.3.2.2.1.47	wlsxWlanStaRateStatsEntry 47
wlanStaRxBytesAt9Mbps	1.3.6.1.4.1.14823.2.2.1.5.3.2.2.1.48	wlsxWlanStaRateStatsEntry 48

wlsxWlanStaRateStatsEntry

Syntax	wlsxWlanStaRateStatsEntry
Max-Access	not-accessible
Status	current
Description	User entry.
Index	{wlanStaPhyAddress}

wlanStaTxPktsAt1Mbps

Syntax	Counter32
Max-Access	read-only
Status	current
Description	The number of packets transmitted by the station at 1 Mbps rate.

wlanStaTxBytesAt1Mbps

Syntax	Counter32
Max-Access	read-only
Status	current
Description	The number of octets transmitted by the station at 1 Mbps rate.

wlanStaTxPktsAt2Mbps

Syntax	Counter32
Max-Access	read-only
Status	current
Description	The number of packets transmitted by the station at 2 Mbps rate.

wlanStaTxBytesAt2Mbps

Syntax	Counter32
Max-Access	read-only
Status	current
Description	The number of octets transmitted by the station at 2 Mbps rate.

wlanStaTxPktsAt5Mbps

Syntax	Counter32
Max-Access	read-only
Status	current
Description	The number of packets transmitted by the station at 5 Mbps rate.

wlanStaTxBytesAt5Mbps

Syntax	Counter32
Max-Access	read-only
Status	current
Description	The number of octets transmitted by the station at 5 Mbps rate.

wlanStaTxPktsAt11Mbps

Syntax	Counter32
Max-Access	read-only
Status	current
Description	The number of packets transmitted by the station at 11 Mbps rate.

wlanStaTxBytesAt11Mbps

Syntax	Counter32
Max-Access	read-only
Status	current
Description	The number of octets transmitted by the station at 11 Mbps rate.

wlanStaTxPktsAt6Mbps

Syntax	Counter32
Max-Access	read-only
Status	current
Description	The number of packets transmitted by the station at 6 Mbps rate.

wlanStaTxBytesAt6Mbps

Syntax	Counter32
---------------	-----------

Max-Access	read-only
Status	current
Description	The number of octets transmitted by the station at 6 Mbps rate.

wlanStaTxPktsAt12Mbps

Syntax	Counter32
Max-Access	read-only
Status	current
Description	The number of packets transmitted by the station at 12 Mbps rate.

wlanStaTxBytesAt12Mbps

Syntax	Counter32
Max-Access	read-only
Status	current
Description	The number of octets transmitted by the station at 12 Mbps rate.

wlanStaTxPktsAt18Mbps

Syntax	Counter32
Max-Access	read-only
Status	current
Description	The number of packets transmitted by the station at 18 Mbps rate.

wlanStaTxBytesAt18Mbps

Syntax	Counter32
Max-Access	read-only
Status	current
Description	The number of octets transmitted by the station at 18 Mbps rate.

wlanStaTxPktsAt24Mbps

Syntax	Counter32
Max-Access	read-only
Status	current
Description	The number of packets transmitted by the station at 24 Mbps rate.

wlanStaTxBytesAt24Mbps

Syntax	Counter32
---------------	-----------

Max-Access	read-only
Status	current
Description	The number of octets transmitted by the station at 24 Mbps rate.

wlanStaTxPktsAt36Mbps

Syntax	Counter32
Max-Access	read-only
Status	current
Description	The number of packets transmitted by the station at 36 Mbps rate.

wlanStaTxBytesAt36Mbps

Syntax	Counter32
Max-Access	read-only
Status	current
Description	The number of octets transmitted by the station at 36 Mbps rate.

wlanStaTxPktsAt48Mbps

Syntax	Counter32
Max-Access	read-only
Status	current
Description	The number of packets transmitted by the station at 48 Mbps rate.

wlanStaTxBytesAt48Mbps

Syntax	Counter32
Max-Access	read-only
Status	current
Description	The number of octets transmitted by the station at 48 Mbps rate.

wlanStaTxPktsAt54Mbps

Syntax	Counter32
Max-Access	read-only
Status	current
Description	The number of packets transmitted by the station at 54 Mbps rate.

wlanStaTxBytesAt54Mbps

Syntax	Counter32
---------------	-----------

Max-Access	read-only
Status	current
Description	The number of octets transmitted by the station at 54 Mbps rate.

wlanStaRxPktsAt1Mbps

Syntax	Counter32
Max-Access	read-only
Status	current
Description	The number of packets received by the station at 1 Mbps rate.

wlanStaRxBytesAt1Mbps

Syntax	Counter32
Max-Access	read-only
Status	current
Description	The number of octets received by the station at 1 Mbps rate.

wlanStaRxPktsAt2Mbps

Syntax	Counter32
Max-Access	read-only
Status	current
Description	The number of packets received by the station at 2 Mbps rate.

wlanStaRxBytesAt2Mbps

Syntax	Counter32
Max-Access	read-only
Status	current
Description	The number of octets received by the station at 2 Mbps rate.

wlanStaRxPktsAt5Mbps

Syntax	Counter32
Max-Access	read-only
Status	current
Description	The number of packets received by the station at 5 Mbps rate.

wlanStaRxBytesAt5Mbps

Syntax	Counter32
---------------	-----------

Max-Access	read-only
Status	current
Description	The number of octets received by the station at 5 Mbps rate.

wlanStaRxPktsAt11Mbps

Syntax	Counter32
Max-Access	read-only
Status	current
Description	The number of packets received by the station at 11 Mbps rate.

wlanStaRxBytesAt11Mbps

Syntax	Counter32
Max-Access	read-only
Status	current
Description	The number of octets received by the station at 11 Mbps rate.

wlanStaRxPktsAt6Mbps

Syntax	Counter32
Max-Access	read-only
Status	current
Description	The number of packets received by the station at 6 Mbps rate.

wlanStaRxBytesAt6Mbps

Syntax	Counter32
Max-Access	read-only
Status	current
Description	The number of octets received by the station at 6 Mbps rate.

wlanStaRxPktsAt12Mbps

Syntax	Counter32
Max-Access	read-only
Status	current
Description	The number of packets received by the station at 12 Mbps rate.

wlanStaRxBytesAt12Mbps

Syntax	Counter32
---------------	-----------

Max-Access	read-only
Status	current
Description	The number of octets received by the station at 12 Mbps rate.

wlanStaRxPktsAt18Mbps

Syntax	Counter32
Max-Access	read-only
Status	current
Description	The number of packets received by the station at 18 Mbps rate.

wlanStaRxBytesAt18Mbps

Syntax	Counter32
Max-Access	read-only
Status	current
Description	The number of octets received by the station at 18 Mbps rate.

wlanStaRxPktsAt24Mbps

Syntax	Counter32
Max-Access	read-only
Status	current
Description	The number of packets received by the station at 24 Mbps rate.

wlanStaRxBytesAt24Mbps

Syntax	Counter32
Max-Access	read-only
Status	current
Description	The number of octets received by the station at 24 Mbps rate.

wlanStaRxPktsAt36Mbps

Syntax	Counter32
Max-Access	read-only
Status	current
Description	The number of packets received by the station at 36 Mbps rate.

wlanStaRxBytesAt36Mbps

Syntax	Counter32
---------------	-----------

Max-Access	read-only
Status	current
Description	The number of octets received by the station at 36 Mbps rate.

wlanStaRxPktsAt48Mbps

Syntax	Counter32
Max-Access	read-only
Status	current
Description	The number of packets received by the station at 48 Mbps rate.

wlanStaRxBytesAt48Mbps

Syntax	Counter32
Max-Access	read-only
Status	current
Description	The number of octets received by the station at 48 Mbps rate.

wlanStaRxPktsAt54Mbps

Syntax	Counter32
Max-Access	read-only
Status	current
Description	The number of packets received by the station at 54 Mbps rate.

wlanStaRxBytesAt54Mbps

Syntax	Counter32
Max-Access	read-only
Status	current
Description	The number of octets received by the station at 54 Mbps rate.

wlanStaTxPktsAt9Mbps

Syntax	Counter32
Max-Access	read-only
Status	current
Description	The number of packets transmitted by the station at 9 Mbps rate.

wlanStaTxBytesAt9Mbps

Syntax	Counter32
---------------	-----------

Max-Access	read-only
Status	current
Description	The number of octets transmitted by the station at 9 Mbps rate.

wlanStaRxPktsAt9Mbps

Syntax	Counter32
Max-Access	read-only
Status	current
Description	The number of packets received by the station at 9 Mbps rate.

wlanStaRxBytesAt9Mbps

Syntax	Counter32
Max-Access	read-only
Status	current
Description	The number of octets received by the station at 9 Mbps rate.

wlsxWlanStaDATypeStatsTable

The objects of the wlsx WLAN Station Destination Access Type Stats table provide information of Station statistics that are sorted by destination address (DA).

Table 122 *wlsxWlanStaDATypeStatsTable OIDs*

Object	Object ID	
wlsxWlanStaDATypeStatsEntry	1.3.6.1.4.1.14823.2.2.1.5.3.2.3.1	wlsxWlanStaDATypeStatsTable 1
wlanStaTxDABroadcastPkts	1.3.6.1.4.1.14823.2.2.1.5.3.2.3.1.1	lwlsxWlanStaDATypeStatsEntry 1
wlanStaTxDABroadcastBytes	1.3.6.1.4.1.14823.2.2.1.5.3.2.3.1.2	lwlsxWlanStaDATypeStatsEntry 2
wlanStaTxDAMulticastPkts	1.3.6.1.4.1.14823.2.2.1.5.3.2.3.1.3	lwlsxWlanStaDATypeStatsEntry 3
wlanStaTxDAMulticastBytes	1.3.6.1.4.1.14823.2.2.1.5.3.2.3.1.4	lwlsxWlanStaDATypeStatsEntry 4
wlanStaTxDAUnicastPkts	1.3.6.1.4.1.14823.2.2.1.5.3.2.3.1.5	lwlsxWlanStaDATypeStatsEntry 5
wlanStaTxDAUnicastBytes	1.3.6.1.4.1.14823.2.2.1.5.3.2.3.1.6	lwlsxWlanStaDATypeStatsEntry 6

wlswlanStaDATypeStatsEntry

Max-Access	not-accessible
Status	current
Description	User entry
Index	{wlanStaPhyAddress}

wlanStaTxDABroadcastPkts

Syntax	Counter32
Max-Access	read-only
Status	current
Description	The number of broadcast packets transmitted by this station.

wlanStaTxDABroadcastBytes

Syntax	Counter32
Max-Access	read-only
Status	current
Description	The number of broadcast bytes transmitted by this station.

wlanStaTxDAMulticastPkts

Syntax	Counter32
Max-Access	read-only
Status	current
Description	The number of multicast packets transmitted by this station.

wlanStaTxDAMulticastBytes

Syntax	Counter32
Max-Access	read-only
Status	current
Description	The number of multicast bytes transmitted by this station.

wlanStaTxDAUnicastPkts

Syntax	Counter32
---------------	-----------

Max-Access	read-only
Status	current
Description	The total of unicast packets transmitted by this station.

wlanStaTxDAUnicastBytes

Syntax	Counter32
Max-Access	read-only
Status	current
Description	The total of unicast bytes transmitted by this station.

wlsxWlanStaFrameTypeStatsTable

The objects of the wlsx WLAN Station Frame Type table provide information on the packet and byte counts per station. The information is sorted by frame type.

Table 123 *wlsxWlanStaFrameTypeStatsTable OIDs*

Object	Object ID	Object ID
wlsxWlanStaFrameTypeStatsEntry	1.3.6.1.4.1.14823.2.2.1.5.3.2.4.1	wlsxWlanStaFrameTypeStatsTable 1
wlanStaTxMgmtPkts	1.3.6.1.4.1.14823.2.2.1.5.3.2.4.1.1	wlsxWlanStaFrameTypeStatsEntry 1
wlanStaTxMgmtBytes	1.3.6.1.4.1.14823.2.2.1.5.3.2.4.1.2	wlsxWlanStaFrameTypeStatsEntry 2
wlanStaTxCtrlPkts	1.3.6.1.4.1.14823.2.2.1.5.3.2.4.1.3	wlsxWlanStaFrameTypeStatsEntry 3
wlanStaTxCtrlBytes	1.3.6.1.4.1.14823.2.2.1.5.3.2.4.1.4	wlsxWlanStaFrameTypeStatsEntry 4
wlanStaTxDataPkts	1.3.6.1.4.1.14823.2.2.1.5.3.2.4.1.5	wlsxWlanStaFrameTypeStatsEntry 5
wlanStaTxDataBytes	1.3.6.1.4.1.14823.2.2.1.5.3.2.4.1.6	wlsxWlanStaFrameTypeStatsEntry 6
wlanStaRxMgmtPkts	1.3.6.1.4.1.14823.2.2.1.5.3.2.4.1.7	wlsxWlanStaFrameTypeStatsEntry 7
wlanStaRxMgmtBytes	1.3.6.1.4.1.14823.2.2.1.5.3.2.4.1.8	wlsxWlanStaFrameTypeStatsEntry 8
wlanStaRxCtrlPkts	1.3.6.1.4.1.14823.2.2.1.5.3.2.4.1.9	wlsxWlanStaFrameTypeStatsEntry 9
wlanStaRxCtrlBytes	1.3.6.1.4.1.14823.2.2.1.5.3.2.4.1.10	wlsxWlanStaFrameTypeStatsEntry 10
wlanStaRxDataPkts	1.3.6.1.4.1.14823.2.2.1.5.3.2.4.1.11	wlsxWlanStaFrameTypeStatsEntry 11
wlanStaRxDataBytes	1.3.6.1.4.1.14823.2.2.1.5.3.2.4.1.12	wlsxWlanStaFrameTypeStatsEntry 12

wlsxWlanStaFrameTypeStatsEntry

Syntax	wlsxWlanStaFrameTypeStatsEntry
Max-Access	not-accessible
Status	current
Description	User entry
Index	{wlanStaPhyAddress}

wlanStaTxMgmtPkts

Syntax	Counter32
Max-Access	read-only
Status	current
Description	The transmitted management packets from a station.

wlanStaTxMgmtBytes

Syntax	Counter32
Max-Access	read-only
Status	current
Description	The transmitted management bytes from a station.

wlanStaTxCtrlPkts

Syntax	Counter32
Max-Access	read-only
Status	current
Description	The transmitted control packets from a station.

wlanStaTxCtrlBytes

Syntax	Counter32
Max-Access	read-only
Status	current
Description	The transmitted control bytes from a station.

wlanStaTxDataPkts

Syntax	Counter32
Max-Access	read-only
Status	current
Description	The transmitted data packets from a station.

wlanStaTxDataBytes

Syntax	Counter32
Max-Access	read-only
Status	current
Description	The transmitted data bytes observed on this channel.

wlanStaRxMgmtPkts

Syntax	Counter32
Max-Access	read-only
Status	current
Description	The number of received management packets at a station.

wlanStaRxMgmtBytes

Syntax	Counter32
Max-Access	read-only
Status	current
Description	The number of received management bytes at a station.

wlanStaRxCtrlPkts

Syntax	Counter32
Max-Access	read-only
Status	current
Description	The number of received control packets at a station.

wlanStaRxCtrlBytes

Syntax	Counter32
---------------	-----------

Max-Access	read-only
Status	current
Description	The number of received control bytes at a station.

wlanStaRxDataPkts

Syntax	Counter32
Max-Access	read-only
Status	current
Description	The number of received data packets at a station.

wlanStaRxDataBytes

Syntax	Counter32
Max-Access	read-only
Status	current
Description	The number of received data bytes at a station.

wlsxWlanStaPktSizeStatsTable

The objects of the wlsx WLAN Station Packet Size Statistics table provide information on the packet and byte counts for stations, which are sorted by packet size.

Table 124 *wlsxWlanStaPktSizeStatsTable OIDs*

Object	Object ID	
wlsxWlanStaPktSizeStatsEntry	1.3.6.1.4.1.14823.2.2.1.5.3.2.5.1	wlsxWlanStaPktSizeStatsTable 1
wlanStaTxPkts63Bytes	1.3.6.1.4.1.14823.2.2.1.5.3.2.5.1.1	wlsxWlanStaPktSizeStatsEntry 1
wlanStaTxPkts64To127	1.3.6.1.4.1.14823.2.2.1.5.3.2.5.1.2	wlsxWlanStaPktSizeStatsEntry 2
wlanStaTxPkts128To255	1.3.6.1.4.1.14823.2.2.1.5.3.2.5.1.3	wlsxWlanStaPktSizeStatsEntry 3
wlanStaTxPkts256To511	1.3.6.1.4.1.14823.2.2.1.5.3.2.5.1.4	wlsxWlanStaPktSizeStatsEntry 4
wlanStaTxPkts512To1023	1.3.6.1.4.1.14823.2.2.1.5.3.2.5.1.5	wlsxWlanStaPktSizeStatsEntry 5
wlanStaTxPkts1024To1518	1.3.6.1.4.1.14823.2.2.1.5.3.2.5.1.6	wlsxWlanStaPktSizeStatsEntry 6
wlanStaRxPkts63Bytes	1.3.6.1.4.1.14823.2.2.1.5.3.2.5.1.7	wlsxWlanStaPktSizeStatsEntry 7
wlanStaRxPkts64To127	1.3.6.1.4.1.14823.2.2.1.5.3.2.5.1.8	wlsxWlanStaPktSizeStatsEntry 8
wlanStaRxPkts128To255	1.3.6.1.4.1.14823.2.2.1.5.3.2.5.1.9	wlsxWlanStaPktSizeStatsEntry 9
wlanStaRxPkts256To511	1.3.6.1.4.1.14823.2.2.1.5.3.2.5.1.10	wlsxWlanStaPktSizeStatsEntry 10
wlanStaRxPkts512To1023	1.3.6.1.4.1.14823.2.2.1.5.3.2.5.1.11	wlsxWlanStaPktSizeStatsEntry 11
wlanStaRxPkts1024To1518	1.3.6.1.4.1.14823.2.2.1.5.3.2.5.1.12	wlsxWlanStaPktSizeStatsEntry 12

wlsxWlanStaPktSizeStatsEntry

Syntax	wlsxWlanStaPktSizeStatsEntry
Max-Access	not-accessible
Status	current
Description	User entry.
Index	{wlanStaPhyAddress}

wlanStaTxPkts63Bytes

Syntax	Counter32
Max-Access	read-only
Status	current
Description	The number of packets transmitted by the station that were less than 64 bytes long.

wlanStaTxPkts64To127

Syntax	Counter32
Max-Access	read-only
Status	current
Description	The number of packets transmitted by the station that were between 64 and 127 bytes long.

wlanStaTxPkts128To255

Syntax	Counter32
Max-Access	read-only
Status	current
Description	The number of packets transmitted by the station that were between 128 and 255 bytes long.

wlanStaTxPkts256To511

Syntax	Counter32
Max-Access	read-only
Status	current
Description	The number of packets transmitted by the station that were between 256 and 511 bytes long.

wlanStaTxPkts512To1023

Syntax	Counter32
Max-Access	read-only
Status	current
Description	The number of packets transmitted by the station that were between 512 and 1023 bytes long.

wlanStaTxPkts1024To1518

Syntax	Counter32
Max-Access	read-only
Status	current
Description	The number of packets transmitted by the station that were between 1024 and 1518 bytes long.

wlanStaRxPkts63Bytes

Syntax	Counter32
Max-Access	read-only
Status	current
Description	The number of packets received by the station that were less than 64 bytes long.

wlanStaRxPkts64To127

Syntax	Counter32
Max-Access	read-only
Status	current
Description	The number of packets received by the station that were between 64 and 127 bytes long.

wlanStaRxPkts128To255

Syntax	Counter32
Max-Access	read-only
Status	current
Description	The number of packets received by the station that were between 128 and 255 bytes long.

wlanStaRxPkts256To511

Syntax	Counter32
Max-Access	read-only
Status	current
Description	The number of packets received by the station that were between 256 and 511 bytes long.

wlanStaRxPkts512To1023

Syntax	Counter32
Max-Access	read-only
Status	current
Description	The number of packets received by the station that were between 512 and 1023 bytes long.

wlanStaRxPkts1024To1518

Syntax	Counter32
Max-Access	read-only
Status	current
Description	The number of packets received by the station that were between 1024 and 1518 bytes long.

This section provides lists of the SNMP MIB OIDs that are related to ArubaOS. The first table (Table 125) defines the sysObjectIds for Dell products.

Table 125 *SNMP OIDs returned as sysObjectID for Dell Networks products*

SNMP MIB	OID
Dell	.1.3.6.1.4.1.674
PowerConnect products	.1.3.6.1.4.1.674.10895
Dell PowerConnect W-650 Controller	.1.3.6.1.4.1.674.10895.5001
Dell PowerConnect W-651 Controller	.1.3.6.1.4.1.674.10895.5002
Dell PowerConnect W-3200 Controller	.1.3.6.1.4.1.674.10895.5003
Dell PowerConnect W-3400 Controller	.1.3.6.1.4.1.674.10895.5004
Dell PowerConnect W-3600 Controller	.1.3.6.1.4.1.674.10895.5005
Dell PowerConnect W-AP92 Access Point	.1.3.6.1.4.1.674.10895.5006
Dell PowerConnect W-AP93 Access Point	.1.3.6.1.4.1.674.10895.5007
Dell PowerConnect W-AP105 Access Point	.1.3.6.1.4.1.674.10895.5008
Dell PowerConnect W-AP124 Access Point	.1.3.6.1.4.1.674.10895.5009
Dell PowerConnect W-AP125 Access Point	.1.3.6.1.4.1.674.10895.5010
Dell PowerConnect W-RAP5 Access Point	.1.3.6.1.4.1.674.10895.5011
Dell PowerConnect W-RAP5WN Access Point	.1.3.6.1.4.1.674.10895.5012
Dell PowerConnect W-RAP-2 Access Point	.1.3.6.1.4.1.674.10895.5013
Dell PowerConnect W-620 Controller	.1.3.6.1.4.1.674.10895.5014

The following table provides the OIDs for objects from the Aruba Networks enterprise MIBs.

Table 126 *SNMP OIDs for Aruba Enterprise MIB modules*

SNMP MIB	OID
aruba	.1.3.6.1.4.1.14823
arubaEnterpriseMibModules	.1.3.6.1.4.1.14823.2
common	.1.3.6.1.4.1.14823.2.1

Table 126 SNMP OIDs for Aruba Enterprise MIB modules (Continued)

SNMP MIB	OID
switch	.1.3.6.1.4.1.14823.2.2
wlsxEnterpriseMibModules	.1.3.6.1.4.1.14823.2.2.1
wlsxSwitchMIB	.1.3.6.1.4.1.14823.2.2.1.1
wlsxSystemXGroup	.1.3.6.1.4.1.14823.2.2.1.1.1
wlsxHostname	.1.3.6.1.4.1.14823.2.2.1.1.1.1
wlsxModelName	.1.3.6.1.4.1.14823.2.2.1.1.1.2
wlsxSwitchIp	.1.3.6.1.4.1.14823.2.2.1.1.1.3
wlsxSwitchRole	.1.3.6.1.4.1.14823.2.2.1.1.1.4
wlsxSwitchMasterIp	.1.3.6.1.4.1.14823.2.2.1.1.1.5
wlsxSwitchListTable	.1.3.6.1.4.1.14823.2.2.1.1.1.6
wlsxSwitchListEntry	.1.3.6.1.4.1.14823.2.2.1.1.1.6.1
switchListSwitchIPAddress	.1.3.6.1.4.1.14823.2.2.1.1.1.6.1.1
switchListSwitchRole	.1.3.6.1.4.1.14823.2.2.1.1.1.6.1.2
wlsxSwitchLicenseCoun	.1.3.6.1.4.1.14823.2.2.1.1.1.7
wlsxSwitchLicenseTable	.1.3.6.1.4.1.14823.2.2.1.1.1.8
wlsxLicenseEntry	.1.3.6.1.4.1.14823.2.2.1.1.1.8.1
licenseIndex	.1.3.6.1.4.1.14823.2.2.1.1.1.8.1.1
licenseKey	.1.3.6.1.4.1.14823.2.2.1.1.1.8.1.2
licenseInstalled	.1.3.6.1.4.1.14823.2.2.1.1.1.8.1.3
licenseExpires	.1.3.6.1.4.1.14823.2.2.1.1.1.8.1.4
licenseFlags	.1.3.6.1.4.1.14823.2.2.1.1.1.8.1.5
licenseService	.1.3.6.1.4.1.14823.2.2.1.1.1.8.1.6
wlsxSysXProcessorTable	.1.3.6.1.4.1.14823.2.2.1.1.1.9
wlsxSysXProcessorEntry	.1.3.6.1.4.1.14823.2.2.1.1.1.9.1
sysXProcessorID	.1.3.6.1.4.1.14823.2.2.1.1.1.9.1.1
sysXProcessorDescr	.1.3.6.1.4.1.14823.2.2.1.1.1.9.1.2
sysXProcessorLoad	.1.3.6.1.4.1.14823.2.2.1.1.1.9.1.3
wlsxSysXStorageTable	.1.3.6.1.4.1.14823.2.2.1.1.1.10
wlsxSysXStorageEntry	.1.3.6.1.4.1.14823.2.2.1.1.1.10.1
sysXStorageIndex	.1.3.6.1.4.1.14823.2.2.1.1.1.10.1.1
sysXStorageType	.1.3.6.1.4.1.14823.2.2.1.1.1.10.1.2
sysXStorageSize	.1.3.6.1.4.1.14823.2.2.1.1.1.10.1.3
sysXStorageUsed	.1.3.6.1.4.1.14823.2.2.1.1.1.10.1.4
sysXStorageName	.1.3.6.1.4.1.14823.2.2.1.1.1.10.1.5

Table 126 SNMP OIDs for Aruba Enterprise MIB modules (Continued)

SNMP MIB	OID
wlsxSysXMemoryTable	.1.3.6.1.4.1.14823.2.2.1.1.1.11
wlsxSysXMemoryEntry	.1.3.6.1.4.1.14823.2.2.1.1.1.11.1
sysXMemoryIndex	.1.3.6.1.4.1.14823.2.2.1.1.1.11.1.1
sysXMemorySize	.1.3.6.1.4.1.14823.2.2.1.1.1.11.1.2
sysXMemoryUsed	.1.3.6.1.4.1.14823.2.2.1.1.1.11.1.3
sysXMemoryFree	.1.3.6.1.4.1.14823.2.2.1.1.1.11.1.4
wlsxSwitchLicenseSerialNumber	.1.3.6.1.4.1.14823.2.2.1.1.1.12
wlsxUserInfoGroup	.1.3.6.1.4.1.14823.2.2.1.1.2
wlsxSwitchUserTable	.1.3.6.1.4.1.14823.2.2.1.1.2.1
wlsxSwitchUserEntry	.1.3.6.1.4.1.14823.2.2.1.1.2.1.1
userIpAddress	.1.3.6.1.4.1.14823.2.2.1.1.2.1.1.1
userPhyAddress	.1.3.6.1.4.1.14823.2.2.1.1.2.1.1.2
userName	.1.3.6.1.4.1.14823.2.2.1.1.2.1.1.3
userRole	.1.3.6.1.4.1.14823.2.2.1.1.2.1.1.4
userUpTime	.1.3.6.1.4.1.14823.2.2.1.1.2.1.1.5
userAuthenticationMethod	.1.3.6.1.4.1.14823.2.2.1.1.2.1.1.6
userLocation	.1.3.6.1.4.1.14823.2.2.1.1.2.1.1.7
userServerName	.1.3.6.1.4.1.14823.2.2.1.1.2.1.1.8
userConnectedVlan	.1.3.6.1.4.1.14823.2.2.1.1.2.1.1.9
userConnectedSlot	.1.3.6.1.4.1.14823.2.2.1.1.2.1.1.10
userConnectedPort	.1.3.6.1.4.1.14823.2.2.1.1.2.1.1.11
userBWContractName	.1.3.6.1.4.1.14823.2.2.1.1.2.1.1.12
userBWContractUsage	.1.3.6.1.4.1.14823.2.2.1.1.2.1.1.13
wlsxSwitchStationMgmtTable	.1.3.6.1.4.1.14823.2.2.1.1.2.2
wlsxSwitchStationMgmtEntry	.1.3.6.1.4.1.14823.2.2.1.1.2.2.1
staPhyAddress	.1.3.6.1.4.1.14823.2.2.1.1.2.2.1.1
staAccessPointBSSID	.1.3.6.1.4.1.14823.2.2.1.1.2.2.1.2
staUserName	.1.3.6.1.4.1.14823.2.2.1.1.2.2.1.3
staUserRole	.1.3.6.1.4.1.14823.2.2.1.1.2.2.1.4
staAssociationID	.1.3.6.1.4.1.14823.2.2.1.1.2.2.1.5
staAccessPointESSID	.1.3.6.1.4.1.14823.2.2.1.1.2.2.1.6
staSignalToNoiseRatio	.1.3.6.1.4.1.14823.2.2.1.1.2.2.1.7
staTransmitRate	.1.3.6.1.4.1.14823.2.2.1.1.2.2.1.8
staReceiveRate	.1.3.6.1.4.1.14823.2.2.1.1.2.2.1.9

Table 126 SNMP OIDs for Aruba Enterprise MIB modules (Continued)

SNMP MIB	OID
wlsxSwitchStationStatsTable	.1.3.6.1.4.1.14823.2.2.1.1.2.3
wlsxSwitchStationStatsEntry	.1.3.6.1.4.1.14823.2.2.1.1.2.3.1
staTxPackets	.1.3.6.1.4.1.14823.2.2.1.1.2.3.1.1
staTxBytes	.1.3.6.1.4.1.14823.2.2.1.1.2.3.1.2
staRxPackets	.1.3.6.1.4.1.14823.2.2.1.1.2.3.1.3
staRxBytes	.1.3.6.1.4.1.14823.2.2.1.1.2.3.1.4
staBwRate	.1.3.6.1.4.1.14823.2.2.1.1.2.3.1.5
staFrameRetryRate	.1.3.6.1.4.1.14823.2.2.1.1.2.3.1.6
staFrameLowSpeedRate	.1.3.6.1.4.1.14823.2.2.1.1.2.3.1.7
staFrameNonUnicastRate	.1.3.6.1.4.1.14823.2.2.1.1.2.3.1.8
staFrameFragmentationRate	.1.3.6.1.4.1.14823.2.2.1.1.2.3.1.9
staFrameReceiveErrorRate	.1.3.6.1.4.1.14823.2.2.1.1.2.3.1.10
wlsxAccessPointInfoGroup	.1.3.6.1.4.1.14823.2.2.1.1.3
wlsxSwitchTotalNumAccessPoints	.1.3.6.1.4.1.14823.2.2.1.1.3.1
wlsxSwitchTotalNumStationsAssociated	.1.3.6.1.4.1.14823.2.2.1.1.3.2
wlsxSwitchAccessPointTable	.1.3.6.1.4.1.14823.2.2.1.1.3.3
wlsxSwitchAccessPointEntry	.1.3.6.1.4.1.14823.2.2.1.1.3.3.1
apBSSID	.1.3.6.1.4.1.14823.2.2.1.1.3.3.1.1
apESSID	.1.3.6.1.4.1.14823.2.2.1.1.3.3.1.2
apSlot	.1.3.6.1.4.1.14823.2.2.1.1.3.3.1.3
apPort	.1.3.6.1.4.1.14823.2.2.1.1.3.3.1.4
apIpAddress	.1.3.6.1.4.1.14823.2.2.1.1.3.3.1.5
apPhyType	.1.3.6.1.4.1.14823.2.2.1.1.3.3.1.6
apType	.1.3.6.1.4.1.14823.2.2.1.1.3.3.1.7
apCurrentChannel	.1.3.6.1.4.1.14823.2.2.1.1.3.3.1.8
apLocation	.1.3.6.1.4.1.14823.2.2.1.1.3.3.1.9
apTotalTime	.1.3.6.1.4.1.14823.2.2.1.1.3.3.1.10
apInactiveTime	.1.3.6.1.4.1.14823.2.2.1.1.3.3.1.11
apLoadBalancing	.1.3.6.1.4.1.14823.2.2.1.1.3.3.1.12
apChannelNoise	.1.3.6.1.4.1.14823.2.2.1.1.3.3.1.13
apSignalToNoiseRatio	.1.3.6.1.4.1.14823.2.2.1.1.3.3.1.14
apTransmitRate	.1.3.6.1.4.1.14823.2.2.1.1.3.3.1.15
apReceiveRate	.1.3.6.1.4.1.14823.2.2.1.1.3.3.1.16
wlsxSwitchGlobalAPTable	.1.3.6.1.4.1.14823.2.2.1.1.3.4

Table 126 SNMP OIDs for Aruba Enterprise MIB modules (Continued)

SNMP MIB	OID
wlsxSwitchGlobalAPEntry	.1.3.6.1.4.1.14823.2.2.1.1.3.4.1
globalAPLocation	.1.3.6.1.4.1.14823.2.2.1.1.3.4.1.1
globalAPAddress	.1.3.6.1.4.1.14823.2.2.1.1.3.4.1.2
globalAPLocalSwitch	.1.3.6.1.4.1.14823.2.2.1.1.3.4.1.3
globalAPdot11aPhyAddr	.1.3.6.1.4.1.14823.2.2.1.1.3.4.1.4
globalAPdot11bPhyAddr	.1.3.6.1.4.1.14823.2.2.1.1.3.4.1.5
globalAPState	.1.3.6.1.4.1.14823.2.2.1.1.3.4.1.6
globalAPdot11gPhyAddr	.1.3.6.1.4.1.14823.2.2.1.1.3.4.1.7
wlsxSwitchAccessPointStatsTable	.1.3.6.1.4.1.14823.2.2.1.1.3.5
wlsxSwitchAccessPointStatsEntry	.1.3.6.1.4.1.14823.2.2.1.1.3.5.1
apStatsChannel	.1.3.6.1.4.1.14823.2.2.1.1.3.5.1.1
apChannelBwRate	.1.3.6.1.4.1.14823.2.2.1.1.3.5.1.2
apChannelFrameRetryRate	.1.3.6.1.4.1.14823.2.2.1.1.3.5.1.3
apChannelFrameLowSpeedRate	.1.3.6.1.4.1.14823.2.2.1.1.3.5.1.4
apChannelFrameNonUnicastRate	.1.3.6.1.4.1.14823.2.2.1.1.3.5.1.5
apChannelFrameFragmentationRate	.1.3.6.1.4.1.14823.2.2.1.1.3.5.1.6
apChannelFrameReceiveErrorRate	.1.3.6.1.4.1.14823.2.2.1.1.3.5.1.7
apBSSTxPackets	.1.3.6.1.4.1.14823.2.2.1.1.3.5.1.8
apBSSTxBytes	.1.3.6.1.4.1.14823.2.2.1.1.3.5.1.9
apBSSRxPackets	.1.3.6.1.4.1.14823.2.2.1.1.3.5.1.10
apBSSRxBytes	.1.3.6.1.4.1.14823.2.2.1.1.3.5.1.11
apBSSBwRate	.1.3.6.1.4.1.14823.2.2.1.1.3.5.1.12
apBSSFrameRetryRate	.1.3.6.1.4.1.14823.2.2.1.1.3.5.1.13
apBSSFrameLowSpeedRate	.1.3.6.1.4.1.14823.2.2.1.1.3.5.1.14
apBSSFrameNonUnicastRate	.1.3.6.1.4.1.14823.2.2.1.1.3.5.1.15
apBSSFrameFragmentationRate	.1.3.6.1.4.1.14823.2.2.1.1.3.5.1.16
apBSSFrameReceiveErrorRate	.1.3.6.1.4.1.14823.2.2.1.1.3.5.1.17
wlsxSwitchTraps	.1.3.6.1.4.1.14823.2.2.1.1.100
wlsxSwitchTrapObjectsGroup	.1.3.6.1.4.1.14823.2.2.1.1.100.100
wlsxAuthServerName	.1.3.6.1.4.1.14823.2.2.1.1.100.100.1
wlsxAuthServerTimeout	.1.3.6.1.4.1.14823.2.2.1.1.100.100.2
wlsxFanNumber	.1.3.6.1.4.1.14823.2.2.1.1.100.100.4
wlsxLineCardNumber	.1.3.6.1.4.1.14823.2.2.1.1.100.100.5
wlsxVoltageType	.1.3.6.1.4.1.14823.2.2.1.1.100.100.6

Table 126 SNMP OIDs for Aruba Enterprise MIB modules (Continued)

SNMP MIB	OID
wlsxVoltageValue	.1.3.6.1.4.1.14823.2.2.1.1.100.100.7
wlsxTemperatureValue	.1.3.6.1.4.1.14823.2.2.1.1.100.100.8
wlsxProcessName	.1.3.6.1.4.1.14823.2.2.1.1.100.100.9
wlsxStationMacAddress	.1.3.6.1.4.1.14823.2.2.1.1.100.100.10
wlsxStationBlackListReason	.1.3.6.1.4.1.14823.2.2.1.1.100.100.11
wlsxSpoofedIpAddress	.1.3.6.1.4.1.14823.2.2.1.1.100.100.12
wlsxSpoofedOldPhyAddress	.1.3.6.1.4.1.14823.2.2.1.1.100.100.13
wlsxSpoofedNewPhyAddress	.1.3.6.1.4.1.14823.2.2.1.1.100.100.14
wlsxDBName	.1.3.6.1.4.1.14823.2.2.1.1.100.100.15
wlsxDBUserName	.1.3.6.1.4.1.14823.2.2.1.1.100.100.16
wlsxDBIpAddress	.1.3.6.1.4.1.14823.2.2.1.1.100.100.17
wlsxDBType	.1.3.6.1.4.1.14823.2.2.1.1.100.100.18
wlsxVrID	.1.3.6.1.4.1.14823.2.2.1.1.100.100.19
wlsxVrMasterIp	.1.3.6.1.4.1.14823.2.2.1.1.100.100.20
wlsxVrrpOperState	.1.3.6.1.4.1.14823.2.2.1.1.100.100.21
wlsxApTxPower	.1.3.6.1.4.1.14823.2.2.1.1.100.100.22
wlsxESIServerGrpName	.1.3.6.1.4.1.14823.2.2.1.1.100.100.23
wlsxESIServerName	.1.3.6.1.4.1.14823.2.2.1.1.100.100.24
wlsxESIServerIpAddress	.1.3.6.1.4.1.14823.2.2.1.1.100.100.25
wlsxLicenseDaysRemaining	.1.3.6.1.4.1.14823.2.2.1.1.100.100.26
wlsxSlotNumber	.1.3.6.1.4.1.14823.2.2.1.1.100.100.27
wlsxSwitchIPChanged	.1.3.6.1.4.1.14823.2.2.1.1.100.1001
wlsxSwitchRoleChange	.1.3.6.1.4.1.14823.2.2.1.1.100.1002
wlsxUserEntryCreated	.1.3.6.1.4.1.14823.2.2.1.1.100.1003
wlsxUserEntryDeleted	.1.3.6.1.4.1.14823.2.2.1.1.100.1004
wlsxUserEntryAuthenticated	.1.3.6.1.4.1.14823.2.2.1.1.100.1005
wlsxUserEntryDeAuthenticated	.1.3.6.1.4.1.14823.2.2.1.1.100.1006
wlsxUserAuthenticationFailed	.1.3.6.1.4.1.14823.2.2.1.1.100.1007
wlsxAuthServerReqTimedOut	.1.3.6.1.4.1.14823.2.2.1.1.100.1008
wlsxAuthServerTimedOu	.1.3.6.1.4.1.14823.2.2.1.1.100.1009
wlsxAuthServerIsUp	.1.3.6.1.4.1.14823.2.2.1.1.100.1010
wlsxAuthMaxUserEntries	.1.3.6.1.4.1.14823.2.2.1.1.100.1011
wlsxAuthMaxAclEntries	.1.3.6.1.4.1.14823.2.2.1.1.100.1012
wlsxAuthMaxBWContracts	.1.3.6.1.4.1.14823.2.2.1.1.100.1013

Table 126 SNMP OIDs for Aruba Enterprise MIB modules (Continued)

SNMP MIB	OID
wlsxPowerSupplyFailure	.1.3.6.1.4.1.14823.2.2.1.1.100.1014
wlsxFanFailure	.1.3.6.1.4.1.14823.2.2.1.1.100.1015
wlsxOutOfRangeVoltage	.1.3.6.1.4.1.14823.2.2.1.1.100.1016
wlsxOutOfRangeTemperature	.1.3.6.1.4.1.14823.2.2.1.1.100.1017
wlsxLCInserted	.1.3.6.1.4.1.14823.2.2.1.1.100.1018
wlsxSCInserted	.1.3.6.1.4.1.14823.2.2.1.1.100.1019
wlsxGBICInserted	.1.3.6.1.4.1.14823.2.2.1.1.100.1020
wlsxProcessDied	.1.3.6.1.4.1.14823.2.2.1.1.100.1021
wlsxProcessExceedsMemoryLimits	.1.3.6.1.4.1.14823.2.2.1.1.100.1022
wlsxLowOnFlashSpace	.1.3.6.1.4.1.14823.2.2.1.1.100.1023
wlsxLowMemory	.1.3.6.1.4.1.14823.2.2.1.1.100.1024
wlsxFanTrayRemoved	.1.3.6.1.4.1.14823.2.2.1.1.100.1025
wlsxFanTrayInserted	.1.3.6.1.4.1.14823.2.2.1.1.100.1026
wlsxLCRemoved	.1.3.6.1.4.1.14823.2.2.1.1.100.1027
wlsxSCRemoved	.1.3.6.1.4.1.14823.2.2.1.1.100.1028
wlsxPowerSupplyMissing	.1.3.6.1.4.1.14823.2.2.1.1.100.1029
wlsxAccessPointsUp	.1.3.6.1.4.1.14823.2.2.1.1.100.1030
wlsxAccessPointsDown	.1.3.6.1.4.1.14823.2.2.1.1.100.1031
wlsxCoverageHoleDetected	.1.3.6.1.4.1.14823.2.2.1.1.100.1032
wlsxChannelChanged	.1.3.6.1.4.1.14823.2.2.1.1.100.1033
wlsxStationAddedToBlackList	.1.3.6.1.4.1.14823.2.2.1.1.100.1034
wlsxStationRemovedFromBlackList	.1.3.6.1.4.1.14823.2.2.1.1.100.1035
wlsxIpSpoofingDetected	.1.3.6.1.4.1.14823.2.2.1.1.100.1036
wlsxDBCommunicationFailure	.1.3.6.1.4.1.14823.2.2.1.1.100.1037
wlsxVrrpStateChange	.1.3.6.1.4.1.14823.2.2.1.1.100.1038
wlsxAPRadioAttributesChanged	.1.3.6.1.4.1.14823.2.2.1.1.100.1039
wlsxESIServerUp	.1.3.6.1.4.1.14823.2.2.1.1.100.1040
wlsxESIServerDown	.1.3.6.1.4.1.14823.2.2.1.1.100.1041
wlsxLicenseExpiry	.1.3.6.1.4.1.14823.2.2.1.1.100.1042
wlsxSystemExtMIB	.1.3.6.1.4.1.14823.2.2.1.2
wlsxSystemExtGroup	.1.3.6.1.4.1.14823.2.2.1.2.1
wlsxSysExtSwitchIp	.1.3.6.1.4.1.14823.2.2.1.2.1.1
wlsxSysExtHostname	.1.3.6.1.4.1.14823.2.2.1.2.1.2
wlsxSysExtModelName	.1.3.6.1.4.1.14823.2.2.1.2.1.3

Table 126 *SNMP OIDs for Aruba Enterprise MIB modules (Continued)*

SNMP MIB	OID
wlsxSysExtSwitchRole	.1.3.6.1.4.1.14823.2.2.1.2.1.4
wlsxSysExtSwitchMasterIp	.1.3.6.1.4.1.14823.2.2.1.2.1.5
wlsxSysExtSwitchDate	.1.3.6.1.4.1.14823.2.2.1.2.1.6
wlsxSysExtSwitchBaseMacaddress	.1.3.6.1.4.1.14823.2.2.1.2.1.7
wlsxSysExtFanTrayAssemblyNumber	.1.3.6.1.4.1.14823.2.2.1.2.1.8
wlsxSysExtFanTraySerialNumber	.1.3.6.1.4.1.14823.2.2.1.2.1.9
wlsxSysExtInternalTemperature	.1.3.6.1.4.1.14823.2.2.1.2.1.10
wlsxSysExtLicenseSerialNumber	.1.3.6.1.4.1.14823.2.2.1.2.1.11
wlsxSysExtSwitchLicenseCount	.1.3.6.1.4.1.14823.2.2.1.2.1.12
wlsxSysExtProcessorTable	.1.3.6.1.4.1.14823.2.2.1.2.1.13
wlsxSysExtProcessorEntry	.1.3.6.1.4.1.14823.2.2.1.2.1.13.1
sysExtProcessorID	.1.3.6.1.4.1.14823.2.2.1.2.1.13.1.1
sysExtProcessorDescr	.1.3.6.1.4.1.14823.2.2.1.2.1.13.1.2
sysExtProcessorLoad	.1.3.6.1.4.1.14823.2.2.1.2.1.13.1.3
wlsxSysExtStorageTable	.1.3.6.1.4.1.14823.2.2.1.2.1.14
wlsxSysExtStorageEntry	.1.3.6.1.4.1.14823.2.2.1.2.1.14.1
sysExtStorageIndex	.1.3.6.1.4.1.14823.2.2.1.2.1.14.1.1
sysExtStorageType	.1.3.6.1.4.1.14823.2.2.1.2.1.14.1.2
sysExtStorageSize	.1.3.6.1.4.1.14823.2.2.1.2.1.14.1.3
sysExtStorageUsed	.1.3.6.1.4.1.14823.2.2.1.2.1.14.1.4
sysExtStorageName	.1.3.6.1.4.1.14823.2.2.1.2.1.14.1.5
wlsxSysExtMemoryTable	.1.3.6.1.4.1.14823.2.2.1.2.1.15
wlsxSysExtMemoryEntry	.1.3.6.1.4.1.14823.2.2.1.2.1.15.1
sysExtMemoryIndex	.1.3.6.1.4.1.14823.2.2.1.2.1.15.1.1
sysExtMemorySize	.1.3.6.1.4.1.14823.2.2.1.2.1.15.1.2
sysExtMemoryUsed	.1.3.6.1.4.1.14823.2.2.1.2.1.15.1.3
sysExtMemoryFree	.1.3.6.1.4.1.14823.2.2.1.2.1.15.1.4
wlsxSysExtCardTable	.1.3.6.1.4.1.14823.2.2.1.2.1.16
wlsxSysExtCardEntry	.1.3.6.1.4.1.14823.2.2.1.2.1.16.1
sysExtCardSlot	.1.3.6.1.4.1.14823.2.2.1.2.1.16.1.1
sysExtCardType	.1.3.6.1.4.1.14823.2.2.1.2.1.16.1.2
sysExtCardNumOfPorts	.1.3.6.1.4.1.14823.2.2.1.2.1.16.1.3
sysExtCardNumOfFastethernetPorts	.1.3.6.1.4.1.14823.2.2.1.2.1.16.1.4
sysExtCardNumOfGigPorts	.1.3.6.1.4.1.14823.2.2.1.2.1.16.1.5

Table 126 SNMP OIDs for Aruba Enterprise MIB modules (Continued)

SNMP MIB	OID
sysExtCardSerialNo	.1.3.6.1.4.1.14823.2.2.1.2.1.16.1.6
sysExtCardAssemblyNo	.1.3.6.1.4.1.14823.2.2.1.2.1.16.1.7
sysExtCardManufacturingDate	.1.3.6.1.4.1.14823.2.2.1.2.1.16.1.8
sysExtCardHwRevision	.1.3.6.1.4.1.14823.2.2.1.2.1.16.1.9
sysExtCardFpgaRevision	.1.3.6.1.4.1.14823.2.2.1.2.1.16.1.10
sysExtCardSwitchChip	.1.3.6.1.4.1.14823.2.2.1.2.1.16.1.11
sysExtCardStatus	.1.3.6.1.4.1.14823.2.2.1.2.1.16.1.12
sysExtCardUserSlot	.1.3.6.1.4.1.14823.2.2.1.2.1.16.1.13
wlsxSysExtFanTable	.1.3.6.1.4.1.14823.2.2.1.2.1.17
wlsxSysExtFanEntry	.1.3.6.1.4.1.14823.2.2.1.2.1.17.1
sysExtFanIndex	.1.3.6.1.4.1.14823.2.2.1.2.1.17.1.1
sysExtFanStatus	.1.3.6.1.4.1.14823.2.2.1.2.1.17.1.2
wlsxSysExtPowerSupplyTable	.1.3.6.1.4.1.14823.2.2.1.2.1.18
wlsxSysExtPowerSupplyEntry	.1.3.6.1.4.1.14823.2.2.1.2.1.18.1
sysExtPowerSupplyIndex	.1.3.6.1.4.1.14823.2.2.1.2.1.18.1.1
sysExtPowerSupplyStatus	.1.3.6.1.4.1.14823.2.2.1.2.1.18.1.2
wlsxSysExtSwitchListTable	.1.3.6.1.4.1.14823.2.2.1.2.1.19
wlsxSysExtSwitchListEntry	.1.3.6.1.4.1.14823.2.2.1.2.1.19.1
sysExtSwitchIPAddress	.1.3.6.1.4.1.14823.2.2.1.2.1.19.1.1
sysExtSwitchRole	.1.3.6.1.4.1.14823.2.2.1.2.1.19.1.2
sysExtSwitchLocation	.1.3.6.1.4.1.14823.2.2.1.2.1.19.1.3
sysExtSwitchSWVersion	.1.3.6.1.4.1.14823.2.2.1.2.1.19.1.4
sysExtSwitchStatus	.1.3.6.1.4.1.14823.2.2.1.2.1.19.1.5
sysExtSwitchName	.1.3.6.1.4.1.14823.2.2.1.2.1.19.1.6
sysExtSwitchSerNo	.1.3.6.1.4.1.14823.2.2.1.2.1.19.1.7
wlsxSysExtSwitchLicenseTable	.1.3.6.1.4.1.14823.2.2.1.2.1.20
wlsxSysExtLicenseEntry	.1.3.6.1.4.1.14823.2.2.1.2.1.20.1
sysExtLicenseIndex	.1.3.6.1.4.1.14823.2.2.1.2.1.20.1.1
sysExtLicenseKey	.1.3.6.1.4.1.14823.2.2.1.2.1.20.1.2
sysExtLicenseInstalled	.1.3.6.1.4.1.14823.2.2.1.2.1.20.1.3
sysExtLicenseExpires	.1.3.6.1.4.1.14823.2.2.1.2.1.20.1.4
sysExtLicenseFlags	.1.3.6.1.4.1.14823.2.2.1.2.1.20.1.5
sysExtLicenseService	.1.3.6.1.4.1.14823.2.2.1.2.1.20.1.6
wlsxSysExtMMSCompatLevel	.1.3.6.1.4.1.14823.2.2.1.2.1.21

Table 126 SNMP OIDs for Aruba Enterprise MIB modules (Continued)

SNMP MIB	OID
wlsxSysExtMMSConfigID	.1.3.6.1.4.1.14823.2.2.1.2.1.22
wlsxSysExtControllerConfigID	.1.3.6.1.4.1.14823.2.2.1.2.1.23
wlsxSysExtIsMMSConfigUpdateEnabled	.1.3.6.1.4.1.14823.2.2.1.2.1.24
wlsxSysExtSwitchLastReload	.1.3.6.1.4.1.14823.2.2.1.2.1.25
wlsxSysExtLastStatsReset	.1.3.6.1.4.1.14823.2.2.1.2.1.26
wlsxSystemExtTableGenNumberGroup	.1.3.6.1.4.1.14823.2.2.1.2.2
wlsxSysExtUserTableGenNumber	.1.3.6.1.4.1.14823.2.2.1.2.2.1
wlsxSysExtAPBssidTableGenNumber	.1.3.6.1.4.1.14823.2.2.1.2.2.2
wlsxSysExtAPRadioTableGenNumber	.1.3.6.1.4.1.14823.2.2.1.2.2.3
wlsxSysExtAPTableGenNumber	.1.3.6.1.4.1.14823.2.2.1.2.2.4
wlsxSysExtSwitchListTableGenNumber	.1.3.6.1.4.1.14823.2.2.1.2.2.5
wlsxSysExtPortTableGenNumber	.1.3.6.1.4.1.14823.2.2.1.2.2.6
wlsxSysExtVlanTableGenNumber	.1.3.6.1.4.1.14823.2.2.1.2.2.7
wlsxSysExtVlanInterfaceTableGenNumber	.1.3.6.1.4.1.14823.2.2.1.2.2.8
wlsxSysExtLicenseTableGenNumber	.1.3.6.1.4.1.14823.2.2.1.2.2.9
wlsxSysExtMonAPTableGenNumber	.1.3.6.1.4.1.14823.2.2.1.2.2.10
wlsxSysExtMonStationTableGenNumber	.1.3.6.1.4.1.14823.2.2.1.2.2.11
wlsxIfExtMIB	.1.3.6.1.4.1.14823.2.2.1.3
wlsxIfExtGroup	.1.3.6.1.4.1.14823.2.2.1.3.1
wlsxIfExtPortTable	.1.3.6.1.4.1.14823.2.2.1.3.1.1
wlsxIfExtPortEntry	.1.3.6.1.4.1.14823.2.2.1.3.1.1.1
ifExtSlotNumber	.1.3.6.1.4.1.14823.2.2.1.3.1.1.1.1
ifExtPortNumber	.1.3.6.1.4.1.14823.2.2.1.3.1.1.1.2
ifExtPortIfIndex	.1.3.6.1.4.1.14823.2.2.1.3.1.1.1.3
ifExtAdminState	.1.3.6.1.4.1.14823.2.2.1.3.1.1.1.4
ifExtOperState	.1.3.6.1.4.1.14823.2.2.1.3.1.1.1.5
ifExtPoeState	.1.3.6.1.4.1.14823.2.2.1.3.1.1.1.6
ifExtIsTrusted	.1.3.6.1.4.1.14823.2.2.1.3.1.1.1.7
ifExtDot1DState	.1.3.6.1.4.1.14823.2.2.1.3.1.1.1.8
ifExtMode	.1.3.6.1.4.1.14823.2.2.1.3.1.1.1.9
ifExtAccessVlanId	.1.3.6.1.4.1.14823.2.2.1.3.1.1.1.10
ifExtTrunkNativeVlanId	.1.3.6.1.4.1.14823.2.2.1.3.1.1.1.11
ifExtTrunkIsAllowedAll	.1.3.6.1.4.1.14823.2.2.1.3.1.1.1.12
ifExtTrunkAllowedVlanList	.1.3.6.1.4.1.14823.2.2.1.3.1.1.1.13

Table 126 SNMP OIDs for Aruba Enterprise MIB modules (Continued)

SNMP MIB	OID
ifExtIngressACLName	.1.3.6.1.4.1.14823.2.2.1.3.1.1.1.14
ifExtEgressACLName	.1.3.6.1.4.1.14823.2.2.1.3.1.1.1.15
ifExtSessionACLName	.1.3.6.1.4.1.14823.2.2.1.3.1.1.1.16
ifExtXsecVlan	.1.3.6.1.4.1.14823.2.2.1.3.1.1.1.17
ifExtIsMonitoring	.1.3.6.1.4.1.14823.2.2.1.3.1.1.1.18
ifExtIsMux	.1.3.6.1.4.1.14823.2.2.1.3.1.1.1.19
ifExtUserSlotNumber	.1.3.6.1.4.1.14823.2.2.1.3.1.1.1.20
ifExtUserPortNumber	.1.3.6.1.4.1.14823.2.2.1.3.1.1.1.21
ifExtPortSpeed	.1.3.6.1.4.1.14823.2.2.1.3.1.1.1.22
ifExtPortDuplex	.1.3.6.1.4.1.14823.2.2.1.3.1.1.1.23
ifExtPortType	.1.3.6.1.4.1.14823.2.2.1.3.1.1.1.24
ifExtDescr	.1.3.6.1.4.1.14823.2.2.1.3.1.1.1.25
wlsxIfExtVlanTable	.1.3.6.1.4.1.14823.2.2.1.3.1.2
wlsxIfExtVlanEntry	.1.3.6.1.4.1.14823.2.2.1.3.1.2.1
ifExtVlanId	.1.3.6.1.4.1.14823.2.2.1.3.1.2.1.1
ifExtVlanName	.1.3.6.1.4.1.14823.2.2.1.3.1.2.1.2
ifExtVlanStatus	.1.3.6.1.4.1.14823.2.2.1.3.1.2.1.3
wlsxIfExtVlanMemberTable	.1.3.6.1.4.1.14823.2.2.1.3.1.3
wlsxIfExtVlanMemberEntry	.1.3.6.1.4.1.14823.2.2.1.3.1.3.1
ifExtVlanMemberStatus	.1.3.6.1.4.1.14823.2.2.1.3.1.3.1.1
ifExtVlanMemberSlot	.1.3.6.1.4.1.14823.2.2.1.3.1.3.1.2
ifExtVlanMemberPort	.1.3.6.1.4.1.14823.2.2.1.3.1.3.1.3
ifExtVlanMemberType	.1.3.6.1.4.1.14823.2.2.1.3.1.3.1.4
wlsxIfExtVlanInterfaceTable	.1.3.6.1.4.1.14823.2.2.1.3.1.4
wlsxIfExtVlanInterfaceEntry	.1.3.6.1.4.1.14823.2.2.1.3.1.4.1
ifExtVlanInterfaceIfIndex	.1.3.6.1.4.1.14823.2.2.1.3.1.4.1.1
ifExtVlanInterfaceDescription	.1.3.6.1.4.1.14823.2.2.1.3.1.4.1.2
ifExtVlanInterfaceBWContract	.1.3.6.1.4.1.14823.2.2.1.3.1.4.1.3
ifExtVlanInterfaceAdminState	.1.3.6.1.4.1.14823.2.2.1.3.1.4.1.4
ifExtVlanInterfaceOperState	.1.3.6.1.4.1.14823.2.2.1.3.1.4.1.5
ifExtVlanInterfaceIpAddress	.1.3.6.1.4.1.14823.2.2.1.3.1.4.1.6
ifExtVlanInterfaceIpMask	.1.3.6.1.4.1.14823.2.2.1.3.1.4.1.7
ifExtVlanInterfaceIsLocalArp	.1.3.6.1.4.1.14823.2.2.1.3.1.4.1.8
ifExtVlanInterfaceStatus	.1.3.6.1.4.1.14823.2.2.1.3.1.4.1.9

Table 126 SNMP OIDs for Aruba Enterprise MIB modules (Continued)

SNMP MIB	OID
ifExtVlanInterfaceIpRouting	.1.3.6.1.4.1.14823.2.2.1.3.1.4.1.10
ifExtVlanInterfaceIpNatInside	.1.3.6.1.4.1.14823.2.2.1.3.1.4.1.11
ifExtVlanInterfaceIpIcmpSnooping	.1.3.6.1.4.1.14823.2.2.1.3.1.4.1.12
wlsxUserMIB	.1.3.6.1.4.1.14823.2.2.1.4
wlsxUserAllInfoGroup	.1.3.6.1.4.1.14823.2.2.1.4.1
wlsxTotalNumOfUsers	.1.3.6.1.4.1.14823.2.2.1.4.1.1
wlsxUserTable	.1.3.6.1.4.1.14823.2.2.1.4.1.2
wlsxUserEntry	.1.3.6.1.4.1.14823.2.2.1.4.1.2.1
nUserPhyAddress	.1.3.6.1.4.1.14823.2.2.1.4.1.2.1.1
nUserIpAddress	.1.3.6.1.4.1.14823.2.2.1.4.1.2.1.2
nUserName	.1.3.6.1.4.1.14823.2.2.1.4.1.2.1.3
nUserRole	.1.3.6.1.4.1.14823.2.2.1.4.1.2.1.4
nUserUpTime	.1.3.6.1.4.1.14823.2.2.1.4.1.2.1.5
nUserAuthenticationMethod	.1.3.6.1.4.1.14823.2.2.1.4.1.2.1.6
nUserSubAuthenticationMethod	.1.3.6.1.4.1.14823.2.2.1.4.1.2.1.7
nUserAuthServerName	.1.3.6.1.4.1.14823.2.2.1.4.1.2.1.8
nUserExtVPNAddress	.1.3.6.1.4.1.14823.2.2.1.4.1.2.1.9
nUserApLocation	.1.3.6.1.4.1.14823.2.2.1.4.1.2.1.10
nUserApBSSID	.1.3.6.1.4.1.14823.2.2.1.4.1.2.1.11
nUserIsOnHomeAgent	.1.3.6.1.4.1.14823.2.2.1.4.1.2.1.12
nUserHomeAgentIpAddress	.1.3.6.1.4.1.14823.2.2.1.4.1.2.1.13
nUserMobilityStatus	.1.3.6.1.4.1.14823.2.2.1.4.1.2.1.14
nUserHomeVlan	.1.3.6.1.4.1.14823.2.2.1.4.1.2.1.15
nUserDefaultVlan	.1.3.6.1.4.1.14823.2.2.1.4.1.2.1.16
nUserAssignedVlan	.1.3.6.1.4.1.14823.2.2.1.4.1.2.1.17
nUserBWContractName	.1.3.6.1.4.1.14823.2.2.1.4.1.2.1.18
nUserBWContractUsage	.1.3.6.1.4.1.14823.2.2.1.4.1.2.1.19
nUserBWContractId	.1.3.6.1.4.1.14823.2.2.1.4.1.2.1.20
nUserIsProxyArpEnabled	.1.3.6.1.4.1.14823.2.2.1.4.1.2.1.21
nUserCurrentVlan	.1.3.6.1.4.1.14823.2.2.1.4.1.2.1.22
nUserIsWired	.1.3.6.1.4.1.14823.2.2.1.4.1.2.1.23
nUserConnectedSlot	.1.3.6.1.4.1.14823.2.2.1.4.1.2.1.24
nUserConnectedPort	.1.3.6.1.4.1.14823.2.2.1.4.1.2.1.25
nUserPhyType	.1.3.6.1.4.1.14823.2.2.1.4.1.2.1.26

Table 126 SNMP OIDs for Aruba Enterprise MIB modules (Continued)

SNMP MIB	OID
nUserMobilityDomainName	.1.3.6.1.4.1.14823.2.2.1.4.1.2.1.27
nUserUPBWContractName	.1.3.6.1.4.1.14823.2.2.1.4.1.2.1.28
nUserUPBWContractUsage	.1.3.6.1.4.1.14823.2.2.1.4.1.2.1.29
nUserUPBWContractId	.1.3.6.1.4.1.14823.2.2.1.4.1.2.1.30
nUserDNBWContractName	.1.3.6.1.4.1.14823.2.2.1.4.1.2.1.31
nUserDNBWContractUsage	.1.3.6.1.4.1.14823.2.2.1.4.1.2.1.32
nUserDNBWContractId	.1.3.6.1.4.1.14823.2.2.1.4.1.2.1.33
nUserHTMode	.1.3.6.1.4.1.14823.2.2.1.4.1.2.1.34
nUserForwardMode	.1.3.6.1.4.1.14823.2.2.1.4.1.2.1.35
nUserEncryptionMethod	.1.3.6.1.4.1.14823.2.2.1.4.1.2.1.36
wlsxUserSessionTimeTable	.1.3.6.1.4.1.14823.2.2.1.4.1.3
wlsxUserSessionTimeEntry	.1.3.6.1.4.1.14823.2.2.1.4.1.3.1
wlsxUserSessionTimeLength	.1.3.6.1.4.1.14823.2.2.1.4.1.3.1.1
wlsxUserSessionTimeCount	.1.3.6.1.4.1.14823.2.2.1.4.1.3.1.2
wlsxNumOfUsers8021x	1.3.6.1.4.1.14823.2.2.1.4.1.4.1
wlsxNumOfUsersVPN	1.3.6.1.4.1.14823.2.2.1.4.1.4.2
wlsxNumOfUsersCP	1.3.6.1.4.1.14823.2.2.1.4.1.4.3
wlsxNumOfUsersMAC	1.3.6.1.4.1.14823.2.2.1.4.1.4.4
wlsxNumOfUsersStateful8021x	1.3.6.1.4.1.14823.2.2.1.4.1.4.5
wlsxWlanMIB	.1.3.6.1.4.1.14823.2.2.1.5
wlsxWlanConfigGroup	.1.3.6.1.4.1.14823.2.2.1.5.1
wlsxWlanStateGroup	.1.3.6.1.4.1.14823.2.2.1.5.2
wlsxWlanAccessPointInfoGroup	.1.3.6.1.4.1.14823.2.2.1.5.2.1
wlsxWlanTotalNumAccessPoints	.1.3.6.1.4.1.14823.2.2.1.5.2.1.1
wlsxWlanTotalNumStationsAssociated	.1.3.6.1.4.1.14823.2.2.1.5.2.1.2
wlsxWlanAPGroupTable	.1.3.6.1.4.1.14823.2.2.1.5.2.1.3
wlsxWlanAPGroupEntry	.1.3.6.1.4.1.14823.2.2.1.5.2.1.3.1
wlanAPGroup	.1.3.6.1.4.1.14823.2.2.1.5.2.1.3.1.1
wlanAPNumAps	.1.3.6.1.4.1.14823.2.2.1.5.2.1.3.1.2
wlsxWlanAPTable	.1.3.6.1.4.1.14823.2.2.1.5.2.1.4
wlsxWlanAPEntry	.1.3.6.1.4.1.14823.2.2.1.5.2.1.4.1
wlanAPMacAddress	.1.3.6.1.4.1.14823.2.2.1.5.2.1.4.1.1
wlanAPIpAddress	.1.3.6.1.4.1.14823.2.2.1.5.2.1.4.1.2
wlanAPName	.1.3.6.1.4.1.14823.2.2.1.5.2.1.4.1.3

Table 126 SNMP OIDs for Aruba Enterprise MIB modules (Continued)

SNMP MIB	OID
wlanAPGroupName	.1.3.6.1.4.1.14823.2.2.1.5.2.1.4.1.4
wlanAPModel	.1.3.6.1.4.1.14823.2.2.1.5.2.1.4.1.5
wlanAPSerialNumber	.1.3.6.1.4.1.14823.2.2.1.5.2.1.4.1.6
wlanAPdot11aAntennaGain	.1.3.6.1.4.1.14823.2.2.1.5.2.1.4.1.7
wlanAPdot11gAntennaGain	.1.3.6.1.4.1.14823.2.2.1.5.2.1.4.1.8
wlanAPNumRadios	.1.3.6.1.4.1.14823.2.2.1.5.2.1.4.1.9
wlanAPEnet1Mode	.1.3.6.1.4.1.14823.2.2.1.5.2.1.4.1.10
wlanAPIpsecMode	.1.3.6.1.4.1.14823.2.2.1.5.2.1.4.1.11
wlanAPUpTime	.1.3.6.1.4.1.14823.2.2.1.5.2.1.4.1.12
wlanAPModelName	.1.3.6.1.4.1.14823.2.2.1.5.2.1.4.1.13
wlanAPLocation	.1.3.6.1.4.1.14823.2.2.1.5.2.1.4.1.14
wlanAPBuilding	.1.3.6.1.4.1.14823.2.2.1.5.2.1.4.1.15
wlanAPFloor	.1.3.6.1.4.1.14823.2.2.1.5.2.1.4.1.16
wlanAPLoc	.1.3.6.1.4.1.14823.2.2.1.5.2.1.4.1.17
wlanAPEXternalAntenna	.1.3.6.1.4.1.14823.2.2.1.5.2.1.4.1.18
wlanAPStatus	.1.3.6.1.4.1.14823.2.2.1.5.2.1.4.1.19
wlanAPNumBootstraps	.1.3.6.1.4.1.14823.2.2.1.5.2.1.4.1.20
wlanAPNumReboots	.1.3.6.1.4.1.14823.2.2.1.5.2.1.4.1.21
wlanAPUnprovisioned	.1.3.6.1.4.1.14823.2.2.1.5.2.1.4.1.22
wlanAPMonitorMode	.1.3.6.1.4.1.14823.2.2.1.5.2.1.4.1.23
wlanAPFQLNBuilding	.1.3.6.1.4.1.14823.2.2.1.5.2.1.4.1.24
wlanAPFQLNFloor	.1.3.6.1.4.1.14823.2.2.1.5.2.1.4.1.25
wlanAPFQLN	.1.3.6.1.4.1.14823.2.2.1.5.2.1.4.1.26
wlanAPFQLNCampus	.1.3.6.1.4.1.14823.2.2.1.5.2.1.4.1.27
wlsxWlanRadioTable	.1.3.6.1.4.1.14823.2.2.1.5.2.1.5
wlsxWlanRadioEntry	.1.3.6.1.4.1.14823.2.2.1.5.2.1.5.1
wlanAPRadioNumber	.1.3.6.1.4.1.14823.2.2.1.5.2.1.5.1.1
wlanAPRadioType	.1.3.6.1.4.1.14823.2.2.1.5.2.1.5.1.2
wlanAPRadioChannel	.1.3.6.1.4.1.14823.2.2.1.5.2.1.5.1.3
wlanAPRadioTransmitPower	.1.3.6.1.4.1.14823.2.2.1.5.2.1.5.1.4
wlanAPRadioMode	.1.3.6.1.4.1.14823.2.2.1.5.2.1.5.1.5
wlanAPRadioUtilization	.1.3.6.1.4.1.14823.2.2.1.5.2.1.5.1.6
wlanAPRadioNumAssociatedClients	.1.3.6.1.4.1.14823.2.2.1.5.2.1.5.1.7
wlanAPRadioNumMonitoredClients	.1.3.6.1.4.1.14823.2.2.1.5.2.1.5.1.8

Table 126 SNMP OIDs for Aruba Enterprise MIB modules (Continued)

SNMP MIB	OID
wlanAPRadioNumActiveBSSIDs	.1.3.6.1.4.1.14823.2.2.1.5.2.1.5.1.9
wlanAPRadioNumMonitoredBSSIDs	.1.3.6.1.4.1.14823.2.2.1.5.2.1.5.1.10
wlanAPRadioBearing	.1.3.6.1.4.1.14823.2.2.1.5.2.1.5.1.11
wlanAPRadioTiltAngle	.1.3.6.1.4.1.14823.2.2.1.5.2.1.5.1.12
wlanAPRadioHTMode	.1.3.6.1.4.1.14823.2.2.1.5.2.1.5.1.13
wlanAPRadioHTExtChannel	.1.3.6.1.4.1.14823.2.2.1.5.2.1.5.1.14
wlanAPRadioHTChannel	.1.3.6.1.4.1.14823.2.2.1.5.2.1.5.1.15
wlanAPRadioAPName	.1.3.6.1.4.1.14823.2.2.1.5.2.1.5.1.16
wlsxWlanAPBssidTable	.1.3.6.1.4.1.14823.2.2.1.5.2.1.7
wlsxWlanAPBssidEntry	.1.3.6.1.4.1.14823.2.2.1.5.2.1.7.1
wlanAPBSSID	.1.3.6.1.4.1.14823.2.2.1.5.2.1.7.1.1
wlanAPESSID	.1.3.6.1.4.1.14823.2.2.1.5.2.1.7.1.2
wlanAPBssidSlot	.1.3.6.1.4.1.14823.2.2.1.5.2.1.7.1.3
wlanAPBssidPort	.1.3.6.1.4.1.14823.2.2.1.5.2.1.7.1.4
wlanAPBssidPhyType	.1.3.6.1.4.1.14823.2.2.1.5.2.1.7.1.5
wlanAPBssidRogueType	.1.3.6.1.4.1.14823.2.2.1.5.2.1.7.1.6
wlanAPBssidMode	.1.3.6.1.4.1.14823.2.2.1.5.2.1.7.1.7
wlanAPBssidChannel	.1.3.6.1.4.1.14823.2.2.1.5.2.1.7.1.8
wlanAPBssidUpTime	.1.3.6.1.4.1.14823.2.2.1.5.2.1.7.1.9
wlanAPBssidInactiveTime	.1.3.6.1.4.1.14823.2.2.1.5.2.1.7.1.10
wlanAPBssidLoadBalancing	.1.3.6.1.4.1.14823.2.2.1.5.2.1.7.1.11
wlanAPBssidNumAssociatedStations	.1.3.6.1.4.1.14823.2.2.1.5.2.1.7.1.12
wlanAPBssidAPMacAddress	.1.3.6.1.4.1.14823.2.2.1.5.2.1.7.1.13
wlanAPBssidPhyNumber	.1.3.6.1.4.1.14823.2.2.1.5.2.1.7.1.14
wlanAPBssidHTMode	.1.3.6.1.4.1.14823.2.2.1.5.2.1.7.1.15
wlanAPBssidHTExtChannel	.1.3.6.1.4.1.14823.2.2.1.5.2.1.7.1.16
wlanAPBssidHTChannel	.1.3.6.1.4.1.14823.2.2.1.5.2.1.7.1.17
wlsxWlanESSIDTable	.1.3.6.1.4.1.14823.2.2.1.5.2.1.8
wlsxWlanESSIDEntry	.1.3.6.1.4.1.14823.2.2.1.5.2.1.8.1
wlanESSID	.1.3.6.1.4.1.14823.2.2.1.5.2.1.8.1.1
wlanESSIDNumStations	.1.3.6.1.4.1.14823.2.2.1.5.2.1.8.1.2
wlanESSIDNumAccessPointsUp	.1.3.6.1.4.1.14823.2.2.1.5.2.1.8.1.3
wlanESSIDNumAccessPointsDown	.1.3.6.1.4.1.14823.2.2.1.5.2.1.8.1.4
wlanESSIDEncryptionType	.1.3.6.1.4.1.14823.2.2.1.5.2.1.8.1.5

Table 126 SNMP OIDs for Aruba Enterprise MIB modules (Continued)

SNMP MIB	OID
wlsxWlanESSIDVlanPoolTable	.1.3.6.1.4.1.14823.2.2.1.5.2.1.9
wlsxWlanESSIDVlanPoolEntry	.1.3.6.1.4.1.14823.2.2.1.5.2.1.9.1
wlanESSIDVlanId	.1.3.6.1.4.1.14823.2.2.1.5.2.1.9.1.1
wlanESSIDVlanPoolStatus	.1.3.6.1.4.1.14823.2.2.1.5.2.1.9.1.2
wlsxWlanStationInfoGroup	.1.3.6.1.4.1.14823.2.2.1.5.2.2
wlsxWlanStationTable	.1.3.6.1.4.1.14823.2.2.1.5.2.2.1
wlsxWlanStationEntry	.1.3.6.1.4.1.14823.2.2.1.5.2.2.1.1
wlanStaPhyAddress	.1.3.6.1.4.1.14823.2.2.1.5.2.2.1.1.1
wlanStaApBssid	.1.3.6.1.4.1.14823.2.2.1.5.2.2.1.1.2
wlanStaPhyType	.1.3.6.1.4.1.14823.2.2.1.5.2.2.1.1.3
wlanStaIsAuthenticated	.1.3.6.1.4.1.14823.2.2.1.5.2.2.1.1.4
wlanStaIsAssociated	.1.3.6.1.4.1.14823.2.2.1.5.2.2.1.1.5
wlanStaChannel	.1.3.6.1.4.1.14823.2.2.1.5.2.2.1.1.6
wlanStaVlanId	.1.3.6.1.4.1.14823.2.2.1.5.2.2.1.1.7
wlanStaVOIPState	.1.3.6.1.4.1.14823.2.2.1.5.2.2.1.1.8
wlanStaVOIPProtocol	.1.3.6.1.4.1.14823.2.2.1.5.2.2.1.1.9
wlanStaTransmitRate	.1.3.6.1.4.1.14823.2.2.1.5.2.2.1.1.10
wlanStaAssociationID	.1.3.6.1.4.1.14823.2.2.1.5.2.2.1.1.11
wlanStaAccessPointESSID	.1.3.6.1.4.1.14823.2.2.1.5.2.2.1.1.12
wlanStaPhyNumber	.1.3.6.1.4.1.14823.2.2.1.5.2.2.1.1.13
wlanStaRSSI	.1.3.6.1.4.1.14823.2.2.1.5.2.2.1.1.14
wlanStaUpTime	.1.3.6.1.4.1.14823.2.2.1.5.2.2.1.1.15
wlanStaHTMode	.1.3.6.1.4.1.14823.2.2.1.5.2.2.1.1.16
wlsxWlanStaAssociationFailureTable	.1.3.6.1.4.1.14823.2.2.1.5.2.2.2
wlsxWlanStaAssociationFailureEntry	.1.3.6.1.4.1.14823.2.2.1.5.2.2.2.1
wlanStaAssocFailureApName	.1.3.6.1.4.1.14823.2.2.1.5.2.2.2.1.1
wlanStaAssocFailureApEssid	.1.3.6.1.4.1.14823.2.2.1.5.2.2.2.1.2
wlanStaAssocFailurePhyNum	.1.3.6.1.4.1.14823.2.2.1.5.2.2.2.1.3
wlanStaAssocFailurePhyType	.1.3.6.1.4.1.14823.2.2.1.5.2.2.2.1.4
wlanStaAssocFailureElapsedTime	.1.3.6.1.4.1.14823.2.2.1.5.2.2.2.1.5
wlanStaAssocFailureReason	.1.3.6.1.4.1.14823.2.2.1.5.2.2.2.1.6
wlsxWlanAssociationInfoGroup	.1.3.6.1.4.1.14823.2.2.1.5.2.3
wlsxWlanStatsGroup	.1.3.6.1.4.1.14823.2.2.1.5.3
wlsxWlanAccessPointStatsGroup	.1.3.6.1.4.1.14823.2.2.1.5.3.1

Table 126 SNMP OIDs for Aruba Enterprise MIB modules (Continued)

SNMP MIB	OID
wlsxWlanAPStatsTable	.1.3.6.1.4.1.14823.2.2.1.5.3.1.1
wlsxWlanAPStatsEntry	.1.3.6.1.4.1.14823.2.2.1.5.3.1.1.1
wlanAPCurrentChannel	.1.3.6.1.4.1.14823.2.2.1.5.3.1.1.1.1
wlanAPNumClients	.1.3.6.1.4.1.14823.2.2.1.5.3.1.1.1.2
wlanAPTxBkts	.1.3.6.1.4.1.14823.2.2.1.5.3.1.1.1.3
wlanAPTxBkts	.1.3.6.1.4.1.14823.2.2.1.5.3.1.1.1.4
wlanAPRxBkts	.1.3.6.1.4.1.14823.2.2.1.5.3.1.1.1.5
wlanAPRxBkts	.1.3.6.1.4.1.14823.2.2.1.5.3.1.1.1.6
wlanAPTxDAuthentications	.1.3.6.1.4.1.14823.2.2.1.5.3.1.1.1.7
wlanAPRxDAuthentications	.1.3.6.1.4.1.14823.2.2.1.5.3.1.1.1.8
wlanAPChannelThroughput	.1.3.6.1.4.1.14823.2.2.1.5.3.1.1.1.9
wlanAPFrameRetryRate	.1.3.6.1.4.1.14823.2.2.1.5.3.1.1.1.10
wlanAPFrameLowSpeedRate	.1.3.6.1.4.1.14823.2.2.1.5.3.1.1.1.11
wlanAPFrameNonUnicastRate	.1.3.6.1.4.1.14823.2.2.1.5.3.1.1.1.12
wlanAPFrameFragmentationRate	.1.3.6.1.4.1.14823.2.2.1.5.3.1.1.1.13
wlanAPFrameBandwidthRate	.1.3.6.1.4.1.14823.2.2.1.5.3.1.1.1.14
wlanAPFrameRetryErrorRate	.1.3.6.1.4.1.14823.2.2.1.5.3.1.1.1.15
wlanAPChannelErrorRate	.1.3.6.1.4.1.14823.2.2.1.5.3.1.1.1.16
wlanAPFrameReceiveErrorRate	.1.3.6.1.4.1.14823.2.2.1.5.3.1.1.1.17
wlanAPRxDDataPkts	.1.3.6.1.4.1.14823.2.2.1.5.3.1.1.1.18
wlanAPRxDDataBytes	.1.3.6.1.4.1.14823.2.2.1.5.3.1.1.1.19
wlanAPTxDDataPkts	.1.3.6.1.4.1.14823.2.2.1.5.3.1.1.1.20
wlanAPTxDDataBytes	.1.3.6.1.4.1.14823.2.2.1.5.3.1.1.1.21
wlanAPRxDDataPkts64	.1.3.6.1.4.1.14823.2.2.1.5.3.1.1.1.22
wlanAPRxDDataBytes64	.1.3.6.1.4.1.14823.2.2.1.5.3.1.1.1.23
wlanAPTxDDataPkts64	.1.3.6.1.4.1.14823.2.2.1.5.3.1.1.1.24
wlanAPTxDDataBytes64	.1.3.6.1.4.1.14823.2.2.1.5.3.1.1.1.25
wlsxWlanAPRateStatsTable	.1.3.6.1.4.1.14823.2.2.1.5.3.1.2
wlsxWlanAPRateStatsEntry	.1.3.6.1.4.1.14823.2.2.1.5.3.1.2.1
wlanAPStatsTotPktsAt1Mbps	.1.3.6.1.4.1.14823.2.2.1.5.3.1.2.1.1
wlanAPStatsTotBytesAt1Mbps	.1.3.6.1.4.1.14823.2.2.1.5.3.1.2.1.2
wlanAPStatsTotPktsAt2Mbps	.1.3.6.1.4.1.14823.2.2.1.5.3.1.2.1.3
wlanAPStatsTotBytesAt2Mbps	.1.3.6.1.4.1.14823.2.2.1.5.3.1.2.1.4
wlanAPStatsTotPktsAt5Mbps	.1.3.6.1.4.1.14823.2.2.1.5.3.1.2.1.5

Table 126 SNMP OIDs for Aruba Enterprise MIB modules (Continued)

SNMP MIB	OID
wlanAPStatsTotBytesAt5Mbps	.1.3.6.1.4.1.14823.2.2.1.5.3.1.2.1.6
wlanAPStatsTotPktsAt11Mbps	.1.3.6.1.4.1.14823.2.2.1.5.3.1.2.1.7
wlanAPStatsTotBytesAt11Mbps	.1.3.6.1.4.1.14823.2.2.1.5.3.1.2.1.8
wlanAPStatsTotPktsAt6Mbps	.1.3.6.1.4.1.14823.2.2.1.5.3.1.2.1.9
wlanAPStatsTotBytesAt6Mbps	.1.3.6.1.4.1.14823.2.2.1.5.3.1.2.1.10
wlanAPStatsTotPktsAt12Mbps	.1.3.6.1.4.1.14823.2.2.1.5.3.1.2.1.11
wlanAPStatsTotBytesAt12Mbps	.1.3.6.1.4.1.14823.2.2.1.5.3.1.2.1.12
wlanAPStatsTotPktsAt18Mbps	.1.3.6.1.4.1.14823.2.2.1.5.3.1.2.1.13
wlanAPStatsTotBytesAt18Mbps	.1.3.6.1.4.1.14823.2.2.1.5.3.1.2.1.14
wlanAPStatsTotPktsAt24Mbps	.1.3.6.1.4.1.14823.2.2.1.5.3.1.2.1.15
wlanAPStatsTotBytesAt24Mbps	.1.3.6.1.4.1.14823.2.2.1.5.3.1.2.1.16
wlanAPStatsTotPktsAt36Mbps	.1.3.6.1.4.1.14823.2.2.1.5.3.1.2.1.17
wlanAPStatsTotBytesAt36Mbps	.1.3.6.1.4.1.14823.2.2.1.5.3.1.2.1.18
wlanAPStatsTotPktsAt48Mbps	.1.3.6.1.4.1.14823.2.2.1.5.3.1.2.1.19
wlanAPStatsTotBytesAt48Mbps	.1.3.6.1.4.1.14823.2.2.1.5.3.1.2.1.20
wlanAPStatsTotPktsAt54Mbps	.1.3.6.1.4.1.14823.2.2.1.5.3.1.2.1.21
wlanAPStatsTotBytesAt54Mbps	.1.3.6.1.4.1.14823.2.2.1.5.3.1.2.1.22
wlanAPStatsTotPktsAt9Mbps	.1.3.6.1.4.1.14823.2.2.1.5.3.1.2.1.23
wlanAPStatsTotBytesAt9Mbps	.1.3.6.1.4.1.14823.2.2.1.5.3.1.2.1.24
wlanAPStatsTotPktsAtHT6dot5Mbps	.1.3.6.1.4.1.14823.2.2.1.5.3.1.2.1.25
wlanAPStatsTotBytesAtHT6dot5Mbps	.1.3.6.1.4.1.14823.2.2.1.5.3.1.2.1.26
wlanAPStatsTotPktsAtHT13Mbps	.1.3.6.1.4.1.14823.2.2.1.5.3.1.2.1.27
wlanAPStatsTotBytesAtHT13Mbps	.1.3.6.1.4.1.14823.2.2.1.5.3.1.2.1.28
wlanAPStatsTotPktsAtHT13dot5Mbps	.1.3.6.1.4.1.14823.2.2.1.5.3.1.2.1.29
wlanAPStatsTotBytesAtHT13dot5Mbps	.1.3.6.1.4.1.14823.2.2.1.5.3.1.2.1.30
wlanAPStatsTotPktsAtHT15Mbps	.1.3.6.1.4.1.14823.2.2.1.5.3.1.2.1.31
wlanAPStatsTotBytesAtHT15Mbps	.1.3.6.1.4.1.14823.2.2.1.5.3.1.2.1.32
wlanAPStatsTotPktsAtHT19dot5Mbps	.1.3.6.1.4.1.14823.2.2.1.5.3.1.2.1.33
wlanAPStatsTotBytesAtHT19dot5Mbps	.1.3.6.1.4.1.14823.2.2.1.5.3.1.2.1.34
wlanAPStatsTotPktsAtHT26Mbps	.1.3.6.1.4.1.14823.2.2.1.5.3.1.2.1.35
wlanAPStatsTotBytesAtHT26Mbps	.1.3.6.1.4.1.14823.2.2.1.5.3.1.2.1.36
wlanAPStatsTotPktsAtHT27Mbps	.1.3.6.1.4.1.14823.2.2.1.5.3.1.2.1.37
wlanAPStatsTotBytesAtHT27Mbps	.1.3.6.1.4.1.14823.2.2.1.5.3.1.2.1.38
wlanAPStatsTotPktsAtHT30Mbps	.1.3.6.1.4.1.14823.2.2.1.5.3.1.2.1.39

Table 126 SNMP OIDs for Aruba Enterprise MIB modules (Continued)

SNMP MIB	OID
wlanAPStatsTotBytesAtHT30Mbps	.1.3.6.1.4.1.14823.2.2.1.5.3.1.2.1.40
wlanAPStatsTotPktsAtHT39Mbps	.1.3.6.1.4.1.14823.2.2.1.5.3.1.2.1.41
wlanAPStatsTotBytesAtHT39Mbps	.1.3.6.1.4.1.14823.2.2.1.5.3.1.2.1.42
wlanAPStatsTotPktsAtHT40dot5Mbps	.1.3.6.1.4.1.14823.2.2.1.5.3.1.2.1.43
wlanAPStatsTotBytesAtHT40dot5Mbps	.1.3.6.1.4.1.14823.2.2.1.5.3.1.2.1.44
wlanAPStatsTotPktsAtHT45Mbps	.1.3.6.1.4.1.14823.2.2.1.5.3.1.2.1.45
wlanAPStatsTotBytesAtHT45Mbps	.1.3.6.1.4.1.14823.2.2.1.5.3.1.2.1.46
wlanAPStatsTotPktsAtHT52Mbps	.1.3.6.1.4.1.14823.2.2.1.5.3.1.2.1.47
wlanAPStatsTotBytesAtHT52Mbps	.1.3.6.1.4.1.14823.2.2.1.5.3.1.2.1.48
wlanAPStatsTotPktsAtHT54Mbps	.1.3.6.1.4.1.14823.2.2.1.5.3.1.2.1.49
wlanAPStatsTotBytesAtHT54Mbps	.1.3.6.1.4.1.14823.2.2.1.5.3.1.2.1.50
wlanAPStatsTotPktsAtHT58dot5Mbps	.1.3.6.1.4.1.14823.2.2.1.5.3.1.2.1.51
wlanAPStatsTotBytesAtHT58dot5Mbps	.1.3.6.1.4.1.14823.2.2.1.5.3.1.2.1.52
wlanAPStatsTotPktsAtHT60Mbps	.1.3.6.1.4.1.14823.2.2.1.5.3.1.2.1.53
wlanAPStatsTotBytesAtHT60Mbps	.1.3.6.1.4.1.14823.2.2.1.5.3.1.2.1.54
wlanAPStatsTotPktsAtHT65Mbps	.1.3.6.1.4.1.14823.2.2.1.5.3.1.2.1.55
wlanAPStatsTotBytesAtHT65Mbps	.1.3.6.1.4.1.14823.2.2.1.5.3.1.2.1.56
wlanAPStatsTotPktsAtHT78Mbps	.1.3.6.1.4.1.14823.2.2.1.5.3.1.2.1.57
wlanAPStatsTotBytesAtHT78Mbps	.1.3.6.1.4.1.14823.2.2.1.5.3.1.2.1.58
wlanAPStatsTotPktsAtHT81Mbps	.1.3.6.1.4.1.14823.2.2.1.5.3.1.2.1.59
wlanAPStatsTotBytesAtHT81Mbps	.1.3.6.1.4.1.14823.2.2.1.5.3.1.2.1.60
wlanAPStatsTotPktsAtHT90Mbps	.1.3.6.1.4.1.14823.2.2.1.5.3.1.2.1.61
wlanAPStatsTotBytesAtHT90Mbps	.1.3.6.1.4.1.14823.2.2.1.5.3.1.2.1.62
wlanAPStatsTotPktsAtHT104Mbps	.1.3.6.1.4.1.14823.2.2.1.5.3.1.2.1.63
wlanAPStatsTotBytesAtHT104Mbps	.1.3.6.1.4.1.14823.2.2.1.5.3.1.2.1.64
wlanAPStatsTotPktsAtHT108Mbps	.1.3.6.1.4.1.14823.2.2.1.5.3.1.2.1.65
wlanAPStatsTotBytesAtHT108Mbps	.1.3.6.1.4.1.14823.2.2.1.5.3.1.2.1.66
wlanAPStatsTotPktsAtHT117Mbps	.1.3.6.1.4.1.14823.2.2.1.5.3.1.2.1.67
wlanAPStatsTotBytesAtHT117Mbps	.1.3.6.1.4.1.14823.2.2.1.5.3.1.2.1.68
wlanAPStatsTotPktsAtHT120Mbps	.1.3.6.1.4.1.14823.2.2.1.5.3.1.2.1.69
wlanAPStatsTotBytesAtHT120Mbps	.1.3.6.1.4.1.14823.2.2.1.5.3.1.2.1.70
wlanAPStatsTotPktsAtHT121dot5Mbps	.1.3.6.1.4.1.14823.2.2.1.5.3.1.2.1.71
wlanAPStatsTotBytesAtHT121dot5Mbps	.1.3.6.1.4.1.14823.2.2.1.5.3.1.2.1.72
wlanAPStatsTotPktsAtHT130Mbps	.1.3.6.1.4.1.14823.2.2.1.5.3.1.2.1.73

Table 126 SNMP OIDs for Aruba Enterprise MIB modules (Continued)

SNMP MIB	OID
wlanAPStatsTotBytesAtHT130Mbps	.1.3.6.1.4.1.14823.2.2.1.5.3.1.2.1.74
wlanAPStatsTotPktsAtHT135Mbps	.1.3.6.1.4.1.14823.2.2.1.5.3.1.2.1.75
wlanAPStatsTotBytesAtHT135Mbps	.1.3.6.1.4.1.14823.2.2.1.5.3.1.2.1.76
wlanAPStatsTotPktsAtHT150Mbps	.1.3.6.1.4.1.14823.2.2.1.5.3.1.2.1.77
wlanAPStatsTotBytesAtHT150Mbps	.1.3.6.1.4.1.14823.2.2.1.5.3.1.2.1.78
wlanAPStatsTotPktsAtHT162Mbps	.1.3.6.1.4.1.14823.2.2.1.5.3.1.2.1.79
wlanAPStatsTotBytesAtHT162Mbps	.1.3.6.1.4.1.14823.2.2.1.5.3.1.2.1.80
wlanAPStatsTotPktsAtHT180Mbps	.1.3.6.1.4.1.14823.2.2.1.5.3.1.2.1.81
wlanAPStatsTotBytesAtHT180Mbps	.1.3.6.1.4.1.14823.2.2.1.5.3.1.2.1.82
wlanAPStatsTotPktsAtHT216Mbps	.1.3.6.1.4.1.14823.2.2.1.5.3.1.2.1.83
lwlanAPStatsTotBytesAtHT216Mbps	.1.3.6.1.4.1.14823.2.2.1.5.3.1.2.1.84
wlanAPStatsTotPktsAtHT240Mbps	.1.3.6.1.4.1.14823.2.2.1.5.3.1.2.1.85
wlanAPStatsTotBytesAtHT240Mbps	.1.3.6.1.4.1.14823.2.2.1.5.3.1.2.1.86
wlanAPStatsTotPktsAtHT243Mbps	.1.3.6.1.4.1.14823.2.2.1.5.3.1.2.1.87
wlanAPStatsTotBytesAtHT243Mbps	.1.3.6.1.4.1.14823.2.2.1.5.3.1.2.1.88
wlanAPStatsTotPktsAtHT270Mbps	.1.3.6.1.4.1.14823.2.2.1.5.3.1.2.1.89
wlanAPStatsTotBytesAtHT270Mbps	.1.3.6.1.4.1.14823.2.2.1.5.3.1.2.1.90
wlanAPStatsTotPktsAtHT300Mbps	.1.3.6.1.4.1.14823.2.2.1.5.3.1.2.1.91
wlanAPStatsTotBytesAtHT300Mbps	.1.3.6.1.4.1.14823.2.2.1.5.3.1.2.1.92
wlsxWlanAPDTypeStatsTable	.1.3.6.1.4.1.14823.2.2.1.5.3.1.3
wlsxWlanAPDTypeStatsEntry	.1.3.6.1.4.1.14823.2.2.1.5.3.1.3.1
wlanAPStatsTotDABroadcastPkts	.1.3.6.1.4.1.14823.2.2.1.5.3.1.3.1.1
wlanAPStatsTotDABroadcastBytes	.1.3.6.1.4.1.14823.2.2.1.5.3.1.3.1.2
wlanAPStatsTotDAMulticastPkts	.1.3.6.1.4.1.14823.2.2.1.5.3.1.3.1.3
wlanAPStatsTotDAMulticastBytes	.1.3.6.1.4.1.14823.2.2.1.5.3.1.3.1.4
wlanAPStatsTotDAUnicastPkts	.1.3.6.1.4.1.14823.2.2.1.5.3.1.3.1.5
wlanAPStatsTotDAUnicastBytes	.1.3.6.1.4.1.14823.2.2.1.5.3.1.3.1.6
wlsxWlanAPFrameTypeStatsTable	.1.3.6.1.4.1.14823.2.2.1.5.3.1.4
wlsxWlanAPFrameTypeStatsEntry	.1.3.6.1.4.1.14823.2.2.1.5.3.1.4.1
wlanAPStatsTotMgmtPkts	.1.3.6.1.4.1.14823.2.2.1.5.3.1.4.1.1
wlanAPStatsTotMgmtBytes	.1.3.6.1.4.1.14823.2.2.1.5.3.1.4.1.2
wlanAPStatsTotCtrlPkts	.1.3.6.1.4.1.14823.2.2.1.5.3.1.4.1.3
wlanAPStatsTotCtrlBytes	.1.3.6.1.4.1.14823.2.2.1.5.3.1.4.1.4
wlanAPStatsTotDataPkts	.1.3.6.1.4.1.14823.2.2.1.5.3.1.4.1.5

Table 126 SNMP OIDs for Aruba Enterprise MIB modules (Continued)

SNMP MIB	OID
wlanAPStatsTotDataBytes	.1.3.6.1.4.1.14823.2.2.1.5.3.1.4.1.6
wlsxWlanAPPktSizeStatsTable	.1.3.6.1.4.1.14823.2.2.1.5.3.1.5
wlsxWlanAPPktSizeStatsEntry	.1.3.6.1.4.1.14823.2.2.1.5.3.1.5.1
wlanAPStatsPkts63Bytes	.1.3.6.1.4.1.14823.2.2.1.5.3.1.5.1.1
wlanAPStatsPkts64To127	.1.3.6.1.4.1.14823.2.2.1.5.3.1.5.1.2
wlanAPStatsPkts128To255	.1.3.6.1.4.1.14823.2.2.1.5.3.1.5.1.3
wlanAPStatsPkts256To511	.1.3.6.1.4.1.14823.2.2.1.5.3.1.5.1.4
wlanAPStatsPkts512To1023	.1.3.6.1.4.1.14823.2.2.1.5.3.1.5.1.5
wlanAPStatsPkts1024To1518	.1.3.6.1.4.1.14823.2.2.1.5.3.1.5.1.6
wlsxWlanAPChStatsTable	.1.3.6.1.4.1.14823.2.2.1.5.3.1.6
wlsxWlanAPChStatsEntry	.1.3.6.1.4.1.14823.2.2.1.5.3.1.6.1
wlanAPChannelNumber	.1.3.6.1.4.1.14823.2.2.1.5.3.1.6.1.1
wlanAPChNumStations	.1.3.6.1.4.1.14823.2.2.1.5.3.1.6.1.2
wlanAPChTotPkts	.1.3.6.1.4.1.14823.2.2.1.5.3.1.6.1.3
wlanAPChTotBytes	.1.3.6.1.4.1.14823.2.2.1.5.3.1.6.1.4
wlanAPChTotRetryPkts	.1.3.6.1.4.1.14823.2.2.1.5.3.1.6.1.5
wlanAPChTotFragmentedPkts	.1.3.6.1.4.1.14823.2.2.1.5.3.1.6.1.6
wlanAPChTotPhyErrPkts	.1.3.6.1.4.1.14823.2.2.1.5.3.1.6.1.7
wlanAPChTotMacErrPkts	.1.3.6.1.4.1.14823.2.2.1.5.3.1.6.1.8
wlanAPChNoise	.1.3.6.1.4.1.14823.2.2.1.5.3.1.6.1.9
wlanAPChCoverageIndex	.1.3.6.1.4.1.14823.2.2.1.5.3.1.6.1.10
wlanAPChInterferenceIndex	.1.3.6.1.4.1.14823.2.2.1.5.3.1.6.1.11
wlanAPChFrameRetryRate	.1.3.6.1.4.1.14823.2.2.1.5.3.1.6.1.12
wlanAPChFrameLowSpeedRate	.1.3.6.1.4.1.14823.2.2.1.5.3.1.6.1.13
wlanAPChFrameNonUnicastRate	.1.3.6.1.4.1.14823.2.2.1.5.3.1.6.1.14
wlanAPChFrameFragmentationRate	.1.3.6.1.4.1.14823.2.2.1.5.3.1.6.1.15
wlanAPChFrameBandwidthRate	.1.3.6.1.4.1.14823.2.2.1.5.3.1.6.1.16
wlanAPChFrameRetryErrorRate	.1.3.6.1.4.1.14823.2.2.1.5.3.1.6.1.17
wlanAPChBusyRate	.1.3.6.1.4.1.14823.2.2.1.5.3.1.6.1.18
wlanAPChNumAPs	.1.3.6.1.4.1.14823.2.2.1.5.3.1.6.1.19
wlanAPChFrameReceiveErrorRate	.1.3.6.1.4.1.14823.2.2.1.5.3.1.6.1.20
wlsxWlanStationStatsGroup	.1.3.6.1.4.1.14823.2.2.1.5.3.2
wlsxWlanStationStatsTable	.1.3.6.1.4.1.14823.2.2.1.5.3.2.1
wlsxWlanStationStatsEntry	.1.3.6.1.4.1.14823.2.2.1.5.3.2.1.1

Table 126 SNMP OIDs for Aruba Enterprise MIB modules (Continued)

SNMP MIB	OID
wlanStaChannelNum	.1.3.6.1.4.1.14823.2.2.1.5.3.2.1.1.1
wlanStaTxPkts	.1.3.6.1.4.1.14823.2.2.1.5.3.2.1.1.2
wlanStaTxBytes	.1.3.6.1.4.1.14823.2.2.1.5.3.2.1.1.3
wlanStaRxPkts	.1.3.6.1.4.1.14823.2.2.1.5.3.2.1.1.4
wlanStaRxBytes	.1.3.6.1.4.1.14823.2.2.1.5.3.2.1.1.5
wlanStaTxBCastPkts	.1.3.6.1.4.1.14823.2.2.1.5.3.2.1.1.6
wlanStaRxBCastBytes	.1.3.6.1.4.1.14823.2.2.1.5.3.2.1.1.7
wlanStaTxMCastPkts	.1.3.6.1.4.1.14823.2.2.1.5.3.2.1.1.8
wlanStaRxMCastBytes	.1.3.6.1.4.1.14823.2.2.1.5.3.2.1.1.9
wlanStaDataPkts	.1.3.6.1.4.1.14823.2.2.1.5.3.2.1.1.10
wlanStaCtrlPkts	.1.3.6.1.4.1.14823.2.2.1.5.3.2.1.1.11
wlanStaNumAssocRequests	.1.3.6.1.4.1.14823.2.2.1.5.3.2.1.1.12
wlanStaNumAuthRequests	.1.3.6.1.4.1.14823.2.2.1.5.3.2.1.1.13
wlanStaTxDeauthentications	.1.3.6.1.4.1.14823.2.2.1.5.3.2.1.1.14
wlanStaRxDeauthentications	.1.3.6.1.4.1.14823.2.2.1.5.3.2.1.1.15
wlanStaFrameRetryRate	.1.3.6.1.4.1.14823.2.2.1.5.3.2.1.1.16
wlanStaFrameLowSpeedRate	.1.3.6.1.4.1.14823.2.2.1.5.3.2.1.1.17
wlanStaFrameNonUnicastRate	.1.3.6.1.4.1.14823.2.2.1.5.3.2.1.1.18
wlanStaFrameFragmentationRate	.1.3.6.1.4.1.14823.2.2.1.5.3.2.1.1.19
wlanStaFrameBandwidthRate	.1.3.6.1.4.1.14823.2.2.1.5.3.2.1.1.20
wlanStaFrameRetryErrorRate	.1.3.6.1.4.1.14823.2.2.1.5.3.2.1.1.21
wlanStaFrameReceiveErrorRate	.1.3.6.1.4.1.14823.2.2.1.5.3.2.1.1.22
wlanStaTxBCastBytes	.1.3.6.1.4.1.14823.2.2.1.5.3.2.1.1.23
wlanStaTxMCastBytes	.1.3.6.1.4.1.14823.2.2.1.5.3.2.1.1.24
wlsxWlanStaRateStatsTable	.1.3.6.1.4.1.14823.2.2.1.5.3.2.2
wlsxWlanStaRateStatsEntry	.1.3.6.1.4.1.14823.2.2.1.5.3.2.2.1
wlanStaTxPktsAt1Mbps	.1.3.6.1.4.1.14823.2.2.1.5.3.2.2.1.1
wlanStaTxBytesAt1Mbps	.1.3.6.1.4.1.14823.2.2.1.5.3.2.2.1.2
wlanStaTxPktsAt2Mbps	.1.3.6.1.4.1.14823.2.2.1.5.3.2.2.1.3
wlanStaTxBytesAt2Mbps	.1.3.6.1.4.1.14823.2.2.1.5.3.2.2.1.4
wlanStaTxPktsAt5Mbps	.1.3.6.1.4.1.14823.2.2.1.5.3.2.2.1.5
wlanStaTxBytesAt5Mbps	.1.3.6.1.4.1.14823.2.2.1.5.3.2.2.1.6
wlanStaTxPktsAt11Mbps	.1.3.6.1.4.1.14823.2.2.1.5.3.2.2.1.7
wlanStaTxBytesAt11Mbps	.1.3.6.1.4.1.14823.2.2.1.5.3.2.2.1.8

Table 126 SNMP OIDs for Aruba Enterprise MIB modules (Continued)

SNMP MIB	OID
wlanStaTxPktsAt6Mbps	.1.3.6.1.4.1.14823.2.2.1.5.3.2.2.1.9
wlanStaTxBytesAt6Mbps	.1.3.6.1.4.1.14823.2.2.1.5.3.2.2.1.10
wlanStaTxPktsAt12Mbps	.1.3.6.1.4.1.14823.2.2.1.5.3.2.2.1.11
wlanStaTxBytesAt12Mbps	.1.3.6.1.4.1.14823.2.2.1.5.3.2.2.1.12
wlanStaTxPktsAt18Mbps	.1.3.6.1.4.1.14823.2.2.1.5.3.2.2.1.13
wlanStaTxBytesAt18Mbps	.1.3.6.1.4.1.14823.2.2.1.5.3.2.2.1.14
wlanStaTxPktsAt24Mbps	.1.3.6.1.4.1.14823.2.2.1.5.3.2.2.1.15
wlanStaTxBytesAt24Mbps	.1.3.6.1.4.1.14823.2.2.1.5.3.2.2.1.16
wlanStaTxPktsAt36Mbps	.1.3.6.1.4.1.14823.2.2.1.5.3.2.2.1.17
wlanStaTxBytesAt36Mbps	.1.3.6.1.4.1.14823.2.2.1.5.3.2.2.1.18
wlanStaTxPktsAt48Mbps	.1.3.6.1.4.1.14823.2.2.1.5.3.2.2.1.19
wlanStaTxBytesAt48Mbps	.1.3.6.1.4.1.14823.2.2.1.5.3.2.2.1.20
wlanStaTxPktsAt54Mbps	.1.3.6.1.4.1.14823.2.2.1.5.3.2.2.1.21
wlanStaTxBytesAt54Mbps	.1.3.6.1.4.1.14823.2.2.1.5.3.2.2.1.22
wlanStaRxPktsAt1Mbps	.1.3.6.1.4.1.14823.2.2.1.5.3.2.2.1.23
wlanStaRxBytesAt1Mbps	.1.3.6.1.4.1.14823.2.2.1.5.3.2.2.1.24
wlanStaRxPktsAt2Mbps	.1.3.6.1.4.1.14823.2.2.1.5.3.2.2.1.25
wlanStaRxBytesAt2Mbps	.1.3.6.1.4.1.14823.2.2.1.5.3.2.2.1.26
wlanStaRxPktsAt5Mbps	.1.3.6.1.4.1.14823.2.2.1.5.3.2.2.1.27
wlanStaRxBytesAt5Mbps	.1.3.6.1.4.1.14823.2.2.1.5.3.2.2.1.28
wlanStaRxPktsAt11Mbps	.1.3.6.1.4.1.14823.2.2.1.5.3.2.2.1.29
wlanStaRxBytesAt11Mbps	.1.3.6.1.4.1.14823.2.2.1.5.3.2.2.1.30
wlanStaRxPktsAt6Mbps	.1.3.6.1.4.1.14823.2.2.1.5.3.2.2.1.31
wlanStaRxBytesAt6Mbps	.1.3.6.1.4.1.14823.2.2.1.5.3.2.2.1.32
wlanStaRxPktsAt12Mbps	.1.3.6.1.4.1.14823.2.2.1.5.3.2.2.1.33
wlanStaRxBytesAt12Mbps	.1.3.6.1.4.1.14823.2.2.1.5.3.2.2.1.34
wlanStaRxPktsAt18Mbps	.1.3.6.1.4.1.14823.2.2.1.5.3.2.2.1.35
wlanStaRxBytesAt18Mbps	.1.3.6.1.4.1.14823.2.2.1.5.3.2.2.1.36
wlanStaRxPktsAt24Mbps	.1.3.6.1.4.1.14823.2.2.1.5.3.2.2.1.37
wlanStaRxBytesAt24Mbps	.1.3.6.1.4.1.14823.2.2.1.5.3.2.2.1.38
wlanStaRxPktsAt36Mbps	.1.3.6.1.4.1.14823.2.2.1.5.3.2.2.1.39
wlanStaRxBytesAt36Mbps	.1.3.6.1.4.1.14823.2.2.1.5.3.2.2.1.40
wlanStaRxPktsAt48Mbps	.1.3.6.1.4.1.14823.2.2.1.5.3.2.2.1.41
wlanStaRxBytesAt48Mbps	.1.3.6.1.4.1.14823.2.2.1.5.3.2.2.1.42

Table 126 SNMP OIDs for Aruba Enterprise MIB modules (Continued)

SNMP MIB	OID
wlanStaRxPktsAt54Mbps	.1.3.6.1.4.1.14823.2.2.1.5.3.2.2.1.43
wlanStaRxBytesAt54Mbps	.1.3.6.1.4.1.14823.2.2.1.5.3.2.2.1.44
wlanStaTxPktsAt9Mbps	.1.3.6.1.4.1.14823.2.2.1.5.3.2.2.1.45
wlanStaTxBytesAt9Mbps	.1.3.6.1.4.1.14823.2.2.1.5.3.2.2.1.46
wlanStaRxPktsAt9Mbps	.1.3.6.1.4.1.14823.2.2.1.5.3.2.2.1.47
wlanStaRxBytesAt9Mbps	.1.3.6.1.4.1.14823.2.2.1.5.3.2.2.1.48
wlswlanStaDATypeStatsTable	.1.3.6.1.4.1.14823.2.2.1.5.3.2.3
wlswlanStaDATypeStatsEntry	.1.3.6.1.4.1.14823.2.2.1.5.3.2.3.1
wlanStaTxDABroadcastPkts	.1.3.6.1.4.1.14823.2.2.1.5.3.2.3.1.1
wlanStaTxDABroadcastBytes	.1.3.6.1.4.1.14823.2.2.1.5.3.2.3.1.2
wlanStaTxDAMulticastPkts	.1.3.6.1.4.1.14823.2.2.1.5.3.2.3.1.3
wlanStaTxDAMulticastBytes	.1.3.6.1.4.1.14823.2.2.1.5.3.2.3.1.4
wlanStaTxDAUnicastPkts	.1.3.6.1.4.1.14823.2.2.1.5.3.2.3.1.5
wlanStaTxDAUnicastBytes	.1.3.6.1.4.1.14823.2.2.1.5.3.2.3.1.6
wlswlanStaFrameTypeStatsTable	.1.3.6.1.4.1.14823.2.2.1.5.3.2.4
wlswlanStaFrameTypeStatsEntry	.1.3.6.1.4.1.14823.2.2.1.5.3.2.4.1
wlanStaTxMgmtPkts	.1.3.6.1.4.1.14823.2.2.1.5.3.2.4.1.1
wlanStaTxMgmtBytes	.1.3.6.1.4.1.14823.2.2.1.5.3.2.4.1.2
wlanStaTxCtrlPkts	.1.3.6.1.4.1.14823.2.2.1.5.3.2.4.1.3
wlanStaTxCtrlBytes	.1.3.6.1.4.1.14823.2.2.1.5.3.2.4.1.4
wlanStaTxDataPkts	.1.3.6.1.4.1.14823.2.2.1.5.3.2.4.1.5
wlanStaTxDataBytes	.1.3.6.1.4.1.14823.2.2.1.5.3.2.4.1.6
wlanStaRxMgmtPkts	.1.3.6.1.4.1.14823.2.2.1.5.3.2.4.1.7
wlanStaRxMgmtBytes	.1.3.6.1.4.1.14823.2.2.1.5.3.2.4.1.8
wlanStaRxCtrlPkts	.1.3.6.1.4.1.14823.2.2.1.5.3.2.4.1.9
wlanStaRxCtrlBytes	.1.3.6.1.4.1.14823.2.2.1.5.3.2.4.1.10
wlanStaRxDataPkts	.1.3.6.1.4.1.14823.2.2.1.5.3.2.4.1.11
wlanStaRxDataBytes	.1.3.6.1.4.1.14823.2.2.1.5.3.2.4.1.12
wlswlanStaPktSizeStatsTable	.1.3.6.1.4.1.14823.2.2.1.5.3.2.5
wlswlanStaPktSizeStatsEntry	.1.3.6.1.4.1.14823.2.2.1.5.3.2.5.1
wlanStaTxPkts63Bytes	.1.3.6.1.4.1.14823.2.2.1.5.3.2.5.1.1
wlanStaTxPkts64To127	.1.3.6.1.4.1.14823.2.2.1.5.3.2.5.1.2
wlanStaTxPkts128To255	.1.3.6.1.4.1.14823.2.2.1.5.3.2.5.1.3
wlanStaTxPkts256To511	.1.3.6.1.4.1.14823.2.2.1.5.3.2.5.1.4

Table 126 SNMP OIDs for Aruba Enterprise MIB modules (Continued)

SNMP MIB	OID
wlanStaTxPkts512To1023	.1.3.6.1.4.1.14823.2.2.1.5.3.2.5.1.5
wlanStaTxPkts1024To1518	.1.3.6.1.4.1.14823.2.2.1.5.3.2.5.1.6
wlanStaRxPkts63Bytes	.1.3.6.1.4.1.14823.2.2.1.5.3.2.5.1.7
wlanStaRxPkts64To127	.1.3.6.1.4.1.14823.2.2.1.5.3.2.5.1.8
wlanStaRxPkts128To255	.1.3.6.1.4.1.14823.2.2.1.5.3.2.5.1.9
wlanStaRxPkts256To511	.1.3.6.1.4.1.14823.2.2.1.5.3.2.5.1.10
wlanStaRxPkts512To1023	.1.3.6.1.4.1.14823.2.2.1.5.3.2.5.1.11
wlanStaRxPkts1024To1518	.1.3.6.1.4.1.14823.2.2.1.5.3.2.5.1.12
wlsxMonMIB	.1.3.6.1.4.1.14823.2.2.1.6
wlsxMonStatsGroup	.1.3.6.1.4.1.14823.2.2.1.6.6
wlsxMonAccessPointStatsGroup	.1.3.6.1.4.1.14823.2.2.1.6.6.1
wlsxMonAPStatsTable	.1.3.6.1.4.1.14823.2.2.1.6.6.1.1
wlsxMonAPStatsEntry	.1.3.6.1.4.1.14823.2.2.1.6.6.1.1.1
monPhyAddress	.1.3.6.1.4.1.14823.2.2.1.6.6.1.1.1.1
monRadioNumber	.1.3.6.1.4.1.14823.2.2.1.6.6.1.1.1.2
monitoredApBSSID	.1.3.6.1.4.1.14823.2.2.1.6.6.1.1.1.3
monPhyType	.1.3.6.1.4.1.14823.2.2.1.6.6.1.1.1.4
monAPCurrentChannel	.1.3.6.1.4.1.14823.2.2.1.6.6.1.1.1.5
monAPNumClients	.1.3.6.1.4.1.14823.2.2.1.6.6.1.1.1.6
monAPTxBPkts	.1.3.6.1.4.1.14823.2.2.1.6.6.1.1.1.7
monAPTxBBytes	.1.3.6.1.4.1.14823.2.2.1.6.6.1.1.1.8
monAPRxBPkts	.1.3.6.1.4.1.14823.2.2.1.6.6.1.1.1.9
monAPRxBBytes	.1.3.6.1.4.1.14823.2.2.1.6.6.1.1.1.10
monAPTxDdeauthentications	.1.3.6.1.4.1.14823.2.2.1.6.6.1.1.1.11
monAPRxDdeauthentications	.1.3.6.1.4.1.14823.2.2.1.6.6.1.1.1.12
monAPChannelThroughpu	.1.3.6.1.4.1.14823.2.2.1.6.6.1.1.1.13
monAPFrameRetryRate	.1.3.6.1.4.1.14823.2.2.1.6.6.1.1.1.14
monAPFrameLowSpeedRate	.1.3.6.1.4.1.14823.2.2.1.6.6.1.1.1.15
monAPFrameNonUnicastRate	.1.3.6.1.4.1.14823.2.2.1.6.6.1.1.1.16
monAPFrameFragmentationRate	.1.3.6.1.4.1.14823.2.2.1.6.6.1.1.1.17
monAPFrameBandwidthRate	.1.3.6.1.4.1.14823.2.2.1.6.6.1.1.1.18
monAPFrameRetryErrorRate	.1.3.6.1.4.1.14823.2.2.1.6.6.1.1.1.19
monAPChannelErrorRate	.1.3.6.1.4.1.14823.2.2.1.6.6.1.1.1.20
monAPESSID	.1.3.6.1.4.1.14823.2.2.1.6.6.1.1.1.21

Table 126 SNMP OIDs for Aruba Enterprise MIB modules (Continued)

SNMP MIB	OID
monAPRSSI	.1.3.6.1.4.1.14823.2.2.1.6.6.1.1.1.22
monAPFrameReceiveErrorRate	.1.3.6.1.4.1.14823.2.2.1.6.6.1.1.1.23
wlsxMonAPRateStatsTable	.1.3.6.1.4.1.14823.2.2.1.6.6.1.2
wlsxMonAPRateStatsEntry	.1.3.6.1.4.1.14823.2.2.1.6.6.1.2.1
monAPStatsTotPktsAt1Mbps	.1.3.6.1.4.1.14823.2.2.1.6.6.1.2.1.1
monAPStatsTotBytesAt1Mbps	.1.3.6.1.4.1.14823.2.2.1.6.6.1.2.1.2
monAPStatsTotPktsAt2Mbps	.1.3.6.1.4.1.14823.2.2.1.6.6.1.2.1.3
monAPStatsTotBytesAt2Mbps	.1.3.6.1.4.1.14823.2.2.1.6.6.1.2.1.4
monAPStatsTotPktsAt5Mbps	.1.3.6.1.4.1.14823.2.2.1.6.6.1.2.1.5
monAPStatsTotBytesAt5Mbps	.1.3.6.1.4.1.14823.2.2.1.6.6.1.2.1.6
monAPStatsTotPktsAt11Mbps	.1.3.6.1.4.1.14823.2.2.1.6.6.1.2.1.7
monAPStatsTotBytesAt11Mbps	.1.3.6.1.4.1.14823.2.2.1.6.6.1.2.1.8
monAPStatsTotPktsAt6Mbps	.1.3.6.1.4.1.14823.2.2.1.6.6.1.2.1.9
monAPStatsTotBytesAt6Mbps	.1.3.6.1.4.1.14823.2.2.1.6.6.1.2.1.10
monAPStatsTotPktsAt12Mbps	.1.3.6.1.4.1.14823.2.2.1.6.6.1.2.1.11
monAPStatsTotBytesAt12Mbps	.1.3.6.1.4.1.14823.2.2.1.6.6.1.2.1.12
monAPStatsTotPktsAt18Mbps	.1.3.6.1.4.1.14823.2.2.1.6.6.1.2.1.13
monAPStatsTotBytesAt18Mbps	.1.3.6.1.4.1.14823.2.2.1.6.6.1.2.1.14
monAPStatsTotPktsAt24Mbps	.1.3.6.1.4.1.14823.2.2.1.6.6.1.2.1.15
monAPStatsTotBytesAt24Mbps	.1.3.6.1.4.1.14823.2.2.1.6.6.1.2.1.16
monAPStatsTotPktsAt36Mbps	.1.3.6.1.4.1.14823.2.2.1.6.6.1.2.1.17
monAPStatsTotBytesAt36Mbps	.1.3.6.1.4.1.14823.2.2.1.6.6.1.2.1.18
monAPStatsTotPktsAt48Mbps	.1.3.6.1.4.1.14823.2.2.1.6.6.1.2.1.19
monAPStatsTotBytesAt48Mbps	.1.3.6.1.4.1.14823.2.2.1.6.6.1.2.1.20
monAPStatsTotPktsAt54Mbps	.1.3.6.1.4.1.14823.2.2.1.6.6.1.2.1.21
monAPStatsTotBytesAt54Mbps	.1.3.6.1.4.1.14823.2.2.1.6.6.1.2.1.22
monAPStatsTotPktsAt9Mbps	.1.3.6.1.4.1.14823.2.2.1.6.6.1.2.1.23
monAPStatsTotBytesAt9Mbps	.1.3.6.1.4.1.14823.2.2.1.6.6.1.2.1.24
wlsxMonAPDTypeStatsTable	.1.3.6.1.4.1.14823.2.2.1.6.6.1.3
wlsxMonAPDTypeStatsEntry	.1.3.6.1.4.1.14823.2.2.1.6.6.1.3.1
monAPStatsTotDABroadcastPkts	.1.3.6.1.4.1.14823.2.2.1.6.6.1.3.1.1
monAPStatsTotDABroadcastBytes	.1.3.6.1.4.1.14823.2.2.1.6.6.1.3.1.2
monAPStatsTotDAMulticastPkts	.1.3.6.1.4.1.14823.2.2.1.6.6.1.3.1.3
monAPStatsTotDAMulticastBytes	.1.3.6.1.4.1.14823.2.2.1.6.6.1.3.1.4

Table 126 SNMP OIDs for Aruba Enterprise MIB modules (Continued)

SNMP MIB	OID
monAPStatsTotDAUnicastPkts	.1.3.6.1.4.1.14823.2.2.1.6.6.1.3.1.5
monAPStatsTotDAUnicastBytes	.1.3.6.1.4.1.14823.2.2.1.6.6.1.3.1.6
wlsxMonAPFrameTypeStatsTable	.1.3.6.1.4.1.14823.2.2.1.6.6.1.4
wlsxMonAPFrameTypeStatsEntry	.1.3.6.1.4.1.14823.2.2.1.6.6.1.4.1
monAPStatsTotMgmtPkts	.1.3.6.1.4.1.14823.2.2.1.6.6.1.4.1.1
monAPStatsTotMgmtBytes	.1.3.6.1.4.1.14823.2.2.1.6.6.1.4.1.2
monAPStatsTotCtrlPkts	.1.3.6.1.4.1.14823.2.2.1.6.6.1.4.1.3
monAPStatsTotCtrlBytes	.1.3.6.1.4.1.14823.2.2.1.6.6.1.4.1.4
monAPStatsTotDataPkts	.1.3.6.1.4.1.14823.2.2.1.6.6.1.4.1.5
monAPStatsTotDataBytes	.1.3.6.1.4.1.14823.2.2.1.6.6.1.4.1.6
wlsxMonAPPktSizeStatsTable	.1.3.6.1.4.1.14823.2.2.1.6.6.1.5
wlsxMonAPPktSizeStatsEntry	.1.3.6.1.4.1.14823.2.2.1.6.6.1.5.1
monAPStatsPkts63Bytes	.1.3.6.1.4.1.14823.2.2.1.6.6.1.5.1.1
monAPStatsPkts64To127	.1.3.6.1.4.1.14823.2.2.1.6.6.1.5.1.2
monAPStatsPkts128To255	.1.3.6.1.4.1.14823.2.2.1.6.6.1.5.1.3
monAPStatsPkts256To511	.1.3.6.1.4.1.14823.2.2.1.6.6.1.5.1.4
monAPStatsPkts512To1023	.1.3.6.1.4.1.14823.2.2.1.6.6.1.5.1.5
monAPStatsPkts1024To1518	.1.3.6.1.4.1.14823.2.2.1.6.6.1.5.1.6
wlsxMonAPHTRateStatsTable	.1.3.6.1.4.1.14823.2.2.1.6.6.1.6
wlsxMonAPHTRateStatsEntry	.1.3.6.1.4.1.14823.2.2.1.6.6.1.6.1
monHTRate	.1.3.6.1.4.1.14823.2.2.1.6.6.1.6.1.1
monAPStatsTotHTPkts	.1.3.6.1.4.1.14823.2.2.1.6.6.1.6.1.2
monAPStatsTotHTBytes	.1.3.6.1.4.1.14823.2.2.1.6.6.1.6.1.3
wlsxMonStationStatsGroup	.1.3.6.1.4.1.14823.2.2.1.6.6.2
wlsxMonStationStatsTable	.1.3.6.1.4.1.14823.2.2.1.6.6.2.1
wlsxMonStationStatsEntry	.1.3.6.1.4.1.14823.2.2.1.6.6.2.1.1
monitoredStaPhyAddress	.1.3.6.1.4.1.14823.2.2.1.6.6.2.1.1.1
monStaChannelNum	.1.3.6.1.4.1.14823.2.2.1.6.6.2.1.1.2
monStaTxPkts	.1.3.6.1.4.1.14823.2.2.1.6.6.2.1.1.3
monStaTxBytes	.1.3.6.1.4.1.14823.2.2.1.6.6.2.1.1.4
monStaRxPkts	.1.3.6.1.4.1.14823.2.2.1.6.6.2.1.1.5
monStaRxBytes	.1.3.6.1.4.1.14823.2.2.1.6.6.2.1.1.6
monStaTxBCastPkts	.1.3.6.1.4.1.14823.2.2.1.6.6.2.1.1.7
monStaTxBCastBytes	.1.3.6.1.4.1.14823.2.2.1.6.6.2.1.1.8

Table 126 SNMP OIDs for Aruba Enterprise MIB modules (Continued)

SNMP MIB	OID
monStaTxMCastPkts	.1.3.6.1.4.1.14823.2.2.1.6.6.2.1.1.9
monStaTxMCastBytes	.1.3.6.1.4.1.14823.2.2.1.6.6.2.1.1.10
monStaDataPkts	.1.3.6.1.4.1.14823.2.2.1.6.6.2.1.1.11
monStaCtrlPkts	.1.3.6.1.4.1.14823.2.2.1.6.6.2.1.1.12
monStaNumAssocRequests	.1.3.6.1.4.1.14823.2.2.1.6.6.2.1.1.13
monStaNumAuthRequests	.1.3.6.1.4.1.14823.2.2.1.6.6.2.1.1.14
monStaTxDeauthentications	.1.3.6.1.4.1.14823.2.2.1.6.6.2.1.1.15
monStaRxDeauthentications	.1.3.6.1.4.1.14823.2.2.1.6.6.2.1.1.16
monStaFrameRetryRate	.1.3.6.1.4.1.14823.2.2.1.6.6.2.1.1.17
monStaFrameLowSpeedRate	.1.3.6.1.4.1.14823.2.2.1.6.6.2.1.1.18
monStaFrameNonUnicastRate	.1.3.6.1.4.1.14823.2.2.1.6.6.2.1.1.19
monStaFrameFragmentationRate	.1.3.6.1.4.1.14823.2.2.1.6.6.2.1.1.20
monStaFrameBandwidthRate	.1.3.6.1.4.1.14823.2.2.1.6.6.2.1.1.21
monStaFrameRetryErrorRate	.1.3.6.1.4.1.14823.2.2.1.6.6.2.1.1.22
monStaBSSID	.1.3.6.1.4.1.14823.2.2.1.6.6.2.1.1.23
monStaESSID	.1.3.6.1.4.1.14823.2.2.1.6.6.2.1.1.24
monStaPhyType	.1.3.6.1.4.1.14823.2.2.1.6.6.2.1.1.25
monStaRSSI	.1.3.6.1.4.1.14823.2.2.1.6.6.2.1.1.26
monStaFrameReceiveErrorRate	.1.3.6.1.4.1.14823.2.2.1.6.6.2.1.1.27
wlsxMonStaRateStatsTable	.1.3.6.1.4.1.14823.2.2.1.6.6.2.2
wlsxMonStaRateStatsEntry	.1.3.6.1.4.1.14823.2.2.1.6.6.2.2.1
monStaTxPktsAt1Mbps	.1.3.6.1.4.1.14823.2.2.1.6.6.2.2.1.1
monStaTxBytesAt1Mbps	.1.3.6.1.4.1.14823.2.2.1.6.6.2.2.1.2
monStaTxPktsAt2Mbps	.1.3.6.1.4.1.14823.2.2.1.6.6.2.2.1.3
monStaTxBytesAt2Mbps	.1.3.6.1.4.1.14823.2.2.1.6.6.2.2.1.4
monStaTxPktsAt5Mbps	.1.3.6.1.4.1.14823.2.2.1.6.6.2.2.1.5
monStaTxBytesAt5Mbps	.1.3.6.1.4.1.14823.2.2.1.6.6.2.2.1.6
monStaTxPktsAt11Mbps	.1.3.6.1.4.1.14823.2.2.1.6.6.2.2.1.7
monStaTxBytesAt11Mbps	.1.3.6.1.4.1.14823.2.2.1.6.6.2.2.1.8
monStaTxPktsAt6Mbps	.1.3.6.1.4.1.14823.2.2.1.6.6.2.2.1.9
monStaTxBytesAt6Mbps	.1.3.6.1.4.1.14823.2.2.1.6.6.2.2.1.10
monStaTxPktsAt12Mbps	.1.3.6.1.4.1.14823.2.2.1.6.6.2.2.1.11
monStaTxBytesAt12Mbps	.1.3.6.1.4.1.14823.2.2.1.6.6.2.2.1.12
monStaTxPktsAt18Mbps	.1.3.6.1.4.1.14823.2.2.1.6.6.2.2.1.13

Table 126 SNMP OIDs for Aruba Enterprise MIB modules (Continued)

SNMP MIB	OID
monStaTxBytesAt18Mbps	.1.3.6.1.4.1.14823.2.2.1.6.6.2.2.1.14
monStaTxPktsAt24Mbps	.1.3.6.1.4.1.14823.2.2.1.6.6.2.2.1.15
monStaTxBytesAt24Mbps	.1.3.6.1.4.1.14823.2.2.1.6.6.2.2.1.16
monStaTxPktsAt36Mbps	.1.3.6.1.4.1.14823.2.2.1.6.6.2.2.1.17
monStaTxBytesAt36Mbps	.1.3.6.1.4.1.14823.2.2.1.6.6.2.2.1.18
monStaTxPktsAt48Mbps	.1.3.6.1.4.1.14823.2.2.1.6.6.2.2.1.19
monStaTxBytesAt48Mbps	.1.3.6.1.4.1.14823.2.2.1.6.6.2.2.1.20
monStaTxPktsAt54Mbps	.1.3.6.1.4.1.14823.2.2.1.6.6.2.2.1.21
monStaTxBytesAt54Mbps	.1.3.6.1.4.1.14823.2.2.1.6.6.2.2.1.22
monStaRxPktsAt1Mbps	.1.3.6.1.4.1.14823.2.2.1.6.6.2.2.1.23
monStaRxBytesAt1Mbps	.1.3.6.1.4.1.14823.2.2.1.6.6.2.2.1.24
monStaRxPktsAt2Mbps	.1.3.6.1.4.1.14823.2.2.1.6.6.2.2.1.25
monStaRxBytesAt2Mbps	.1.3.6.1.4.1.14823.2.2.1.6.6.2.2.1.26
monStaRxPktsAt5Mbps	.1.3.6.1.4.1.14823.2.2.1.6.6.2.2.1.27
monStaRxBytesAt5Mbps	.1.3.6.1.4.1.14823.2.2.1.6.6.2.2.1.28
monStaRxPktsAt11Mbps	.1.3.6.1.4.1.14823.2.2.1.6.6.2.2.1.29
monStaRxBytesAt11Mbps	.1.3.6.1.4.1.14823.2.2.1.6.6.2.2.1.30
monStaRxPktsAt6Mbps	.1.3.6.1.4.1.14823.2.2.1.6.6.2.2.1.31
monStaRxBytesAt6Mbps	.1.3.6.1.4.1.14823.2.2.1.6.6.2.2.1.32
monStaRxPktsAt12Mbps	.1.3.6.1.4.1.14823.2.2.1.6.6.2.2.1.33
monStaRxBytesAt12Mbps	.1.3.6.1.4.1.14823.2.2.1.6.6.2.2.1.34
monStaRxPktsAt18Mbps	.1.3.6.1.4.1.14823.2.2.1.6.6.2.2.1.35
monStaRxBytesAt18Mbps	.1.3.6.1.4.1.14823.2.2.1.6.6.2.2.1.36
monStaRxPktsAt24Mbps	.1.3.6.1.4.1.14823.2.2.1.6.6.2.2.1.37
monStaRxBytesAt24Mbps	.1.3.6.1.4.1.14823.2.2.1.6.6.2.2.1.38
monStaRxPktsAt36Mbps	.1.3.6.1.4.1.14823.2.2.1.6.6.2.2.1.39
monStaRxBytesAt36Mbps	.1.3.6.1.4.1.14823.2.2.1.6.6.2.2.1.40
monStaRxPktsAt48Mbps	.1.3.6.1.4.1.14823.2.2.1.6.6.2.2.1.41
monStaRxBytesAt48Mbps	.1.3.6.1.4.1.14823.2.2.1.6.6.2.2.1.42
monStaRxPktsAt54Mbps	.1.3.6.1.4.1.14823.2.2.1.6.6.2.2.1.43
monStaRxBytesAt54Mbps	.1.3.6.1.4.1.14823.2.2.1.6.6.2.2.1.44
monStaTxPktsAt9Mbps	.1.3.6.1.4.1.14823.2.2.1.6.6.2.2.1.45
monStaTxBytesAt9Mbps	.1.3.6.1.4.1.14823.2.2.1.6.6.2.2.1.46
monStaRxPktsAt9Mbps	.1.3.6.1.4.1.14823.2.2.1.6.6.2.2.1.47

Table 126 SNMP OIDs for Aruba Enterprise MIB modules (Continued)

SNMP MIB	OID
monStaRxBytesAt9Mbps	.1.3.6.1.4.1.14823.2.2.1.6.6.2.2.1.48
wlsxMonStaDATypeStatsTable	.1.3.6.1.4.1.14823.2.2.1.6.6.2.3
wlsxMonStaDATypeStatsEntry	.1.3.6.1.4.1.14823.2.2.1.6.6.2.3.1
monStaTxDABroadcastPkts	.1.3.6.1.4.1.14823.2.2.1.6.6.2.3.1.1
monStaTxDABroadcastBytes	.1.3.6.1.4.1.14823.2.2.1.6.6.2.3.1.2
monStaTxDAMulticastPkts	.1.3.6.1.4.1.14823.2.2.1.6.6.2.3.1.3
monStaTxDAMulticastBytes	.1.3.6.1.4.1.14823.2.2.1.6.6.2.3.1.4
monStaTxDAUnicastPkts	.1.3.6.1.4.1.14823.2.2.1.6.6.2.3.1.5
monStaTxDAUnicastBytes	.1.3.6.1.4.1.14823.2.2.1.6.6.2.3.1.6
wlsxMonStaFrameTypeStatsTable	.1.3.6.1.4.1.14823.2.2.1.6.6.2.4
wlsxMonStaFrameTypeStatsEntry	.1.3.6.1.4.1.14823.2.2.1.6.6.2.4.1
monStaTxMgmtPkts	.1.3.6.1.4.1.14823.2.2.1.6.6.2.4.1.1
monStaTxMgmtBytes	.1.3.6.1.4.1.14823.2.2.1.6.6.2.4.1.2
monStaTxCtrlPkts	.1.3.6.1.4.1.14823.2.2.1.6.6.2.4.1.3
monStaTxCtrlBytes	.1.3.6.1.4.1.14823.2.2.1.6.6.2.4.1.4
monStaTxDataPkts	.1.3.6.1.4.1.14823.2.2.1.6.6.2.4.1.5
monStaTxDataBytes	.1.3.6.1.4.1.14823.2.2.1.6.6.2.4.1.6
monStaRxMgmtPkts	.1.3.6.1.4.1.14823.2.2.1.6.6.2.4.1.7
monStaRxMgmtBytes	.1.3.6.1.4.1.14823.2.2.1.6.6.2.4.1.8
monStaRxCtrlPkts	.1.3.6.1.4.1.14823.2.2.1.6.6.2.4.1.9
monStaRxCtrlBytes	.1.3.6.1.4.1.14823.2.2.1.6.6.2.4.1.10
monStaRxDataPkts	.1.3.6.1.4.1.14823.2.2.1.6.6.2.4.1.11
monStaRxDataBytes	.1.3.6.1.4.1.14823.2.2.1.6.6.2.4.1.12
wlsxMonStaPktSizeStatsTable	.1.3.6.1.4.1.14823.2.2.1.6.6.2.5
wlsxMonStaPktSizeStatsEntry	.1.3.6.1.4.1.14823.2.2.1.6.6.2.5.1
monStaTxPkts63Bytes	.1.3.6.1.4.1.14823.2.2.1.6.6.2.5.1.1
monStaTxPkts64To127	.1.3.6.1.4.1.14823.2.2.1.6.6.2.5.1.2
monStaTxPkts128To255	.1.3.6.1.4.1.14823.2.2.1.6.6.2.5.1.3
monStaTxPkts256To511	.1.3.6.1.4.1.14823.2.2.1.6.6.2.5.1.4
monStaTxPkts512To1023	.1.3.6.1.4.1.14823.2.2.1.6.6.2.5.1.5
monStaTxPkts1024To1518	.1.3.6.1.4.1.14823.2.2.1.6.6.2.5.1.6
monStaRxPkts63Bytes	.1.3.6.1.4.1.14823.2.2.1.6.6.2.5.1.7
monStaRxPkts64To127	.1.3.6.1.4.1.14823.2.2.1.6.6.2.5.1.8
monStaRxPkts128To255	.1.3.6.1.4.1.14823.2.2.1.6.6.2.5.1.9

Table 126 SNMP OIDs for Aruba Enterprise MIB modules (Continued)

SNMP MIB	OID
monStaRxPkts256To511	.1.3.6.1.4.1.14823.2.2.1.6.6.2.5.1.10
monStaRxPkts512To1023	.1.3.6.1.4.1.14823.2.2.1.6.6.2.5.1.11
monStaRxPkts1024To1518	.1.3.6.1.4.1.14823.2.2.1.6.6.2.5.1.12
wlsxMonEventCountTable	.1.3.6.1.4.1.14823.2.2.1.6.6.2.6
wlsxMonEventCountEntry	.1.3.6.1.4.1.14823.2.2.1.6.6.2.6.1
monEventID	.1.3.6.1.4.1.14823.2.2.1.6.6.2.6.1.1
monEventCount	.1.3.6.1.4.1.14823.2.2.1.6.6.2.6.1.2
wlsxMonStationHTRateStatsTable	.1.3.6.1.4.1.14823.2.2.1.6.6.2.7
wlsxMonStationHTRateStatsEntry	.1.3.6.1.4.1.14823.2.2.1.6.6.2.7.1
monStaTxHTPkts	.1.3.6.1.4.1.14823.2.2.1.6.6.2.7.1.1
monStaTxHTBytes	.1.3.6.1.4.1.14823.2.2.1.6.6.2.7.1.2
monStaRxHTPkts	.1.3.6.1.4.1.14823.2.2.1.6.6.2.7.1.3
monStaRxHTBytes	.1.3.6.1.4.1.14823.2.2.1.6.6.2.7.1.4
wlsxMonInfoGroup	.1.3.6.1.4.1.14823.2.2.1.6.7
wlsxMonAccessPointInfoGroup	.1.3.6.1.4.1.14823.2.2.1.6.7.1
wlsxMonAPInfoTable	.1.3.6.1.4.1.14823.2.2.1.6.7.1.1
wlsxMonAPInfoEntry	.1.3.6.1.4.1.14823.2.2.1.6.7.1.1.1
monAPInfoPhyType	.1.3.6.1.4.1.14823.2.2.1.6.7.1.1.1.1
monAPInfoCurrentChannel	.1.3.6.1.4.1.14823.2.2.1.6.7.1.1.1.2
monAPInfoClassification	.1.3.6.1.4.1.14823.2.2.1.6.7.1.1.1.3
monAPInfoESSID	.1.3.6.1.4.1.14823.2.2.1.6.7.1.1.1.4
monAPInfoRSSI	.1.3.6.1.4.1.14823.2.2.1.6.7.1.1.1.5
monAPInfoMonitorTime	.1.3.6.1.4.1.14823.2.2.1.6.7.1.1.1.6
monAPInfoInactivityTime	.1.3.6.1.4.1.14823.2.2.1.6.7.1.1.1.7
monAPInfoSnrSignalPkts	.1.3.6.1.4.1.14823.2.2.1.6.7.1.1.1.8
monAPInfoSnrSampleTime	.1.3.6.1.4.1.14823.2.2.1.6.7.1.1.1.9
monAPInfoStatus	.1.3.6.1.4.1.14823.2.2.1.6.7.1.1.1.10
monAPInfoConfidence	.1.3.6.1.4.1.14823.2.2.1.6.7.1.1.1.11
monAPInfoMatchType	.1.3.6.1.4.1.14823.2.2.1.6.7.1.1.1.12
monAPInfoMatchMethod	.1.3.6.1.4.1.14823.2.2.1.6.7.1.1.1.13
wlsxMonStationInfoGroup	.1.3.6.1.4.1.14823.2.2.1.6.7.2
wlsxMonStationInfoTable	.1.3.6.1.4.1.14823.2.2.1.6.7.2.1
wlsxMonStationInfoEntry	.1.3.6.1.4.1.14823.2.2.1.6.7.2.1.1
monStaInfoChannelNum	.1.3.6.1.4.1.14823.2.2.1.6.7.2.1.1.1

Table 126 SNMP OIDs for Aruba Enterprise MIB modules (Continued)

SNMP MIB	OID
monStaInfoBSSID	.1.3.6.1.4.1.14823.2.2.1.6.7.2.1.1.2
monStaInfoESSID	.1.3.6.1.4.1.14823.2.2.1.6.7.2.1.1.3
monStaInfoPhyType	.1.3.6.1.4.1.14823.2.2.1.6.7.2.1.1.4
monStaInfoRSSI	.1.3.6.1.4.1.14823.2.2.1.6.7.2.1.1.5
monStaInfoClassification	.1.3.6.1.4.1.14823.2.2.1.6.7.2.1.1.6
monStaInfoMonitorTime	.1.3.6.1.4.1.14823.2.2.1.6.7.2.1.1.7
monStaInfoInactivityTime	.1.3.6.1.4.1.14823.2.2.1.6.7.2.1.1.8
monStaInfoSnrSignalPkts	.1.3.6.1.4.1.14823.2.2.1.6.7.2.1.1.9
monStaInfoSnrSampleTime	.1.3.6.1.4.1.14823.2.2.1.6.7.2.1.1.10
monStaInfoStatus	.1.3.6.1.4.1.14823.2.2.1.6.7.2.1.1.11
wlsxSNRMIB	.1.3.6.1.4.1.14823.2.2.1.7
wlsxSNRGroup	.1.3.6.1.4.1.14823.2.2.1.7.1
wlsxAPSnrTable	.1.3.6.1.4.1.14823.2.2.1.7.1.1
wlsxAPSnrEntry	.1.3.6.1.4.1.14823.2.2.1.7.1.1.1
apSnrAverageSignalStrength	.1.3.6.1.4.1.14823.2.2.1.7.1.1.1.1
apSnrSignalPkts	.1.3.6.1.4.1.14823.2.2.1.7.1.1.1.2
apSnrHighestRxSignalStrength	.1.3.6.1.4.1.14823.2.2.1.7.1.1.1.3
apSnrLowestRxSignalStrength	.1.3.6.1.4.1.14823.2.2.1.7.1.1.1.4
apSnrSampleTime	.1.3.6.1.4.1.14823.2.2.1.7.1.1.1.5
wlsxStaSnrTable	.1.3.6.1.4.1.14823.2.2.1.7.1.2
wlsxStaSnrEntry	.1.3.6.1.4.1.14823.2.2.1.7.1.2.1
staSnrAverageSignalStrength	.1.3.6.1.4.1.14823.2.2.1.7.1.2.1.1
staSnrSignalPkts	.1.3.6.1.4.1.14823.2.2.1.7.1.2.1.2
staSnrHighestRxSignalStrength	.1.3.6.1.4.1.14823.2.2.1.7.1.2.1.3
staSnrLowestRxSignalStrength	.1.3.6.1.4.1.14823.2.2.1.7.1.2.1.4
staSnrSampleTime	.1.3.6.1.4.1.14823.2.2.1.7.1.2.1.5
wlsxAPSnrBSSIDTable	.1.3.6.1.4.1.14823.2.2.1.7.1.3
wlsxAPSnrBSSIDEntry	.1.3.6.1.4.1.14823.2.2.1.7.1.3.1
apSnrBSSIDAverageSignalStrength	.1.3.6.1.4.1.14823.2.2.1.7.1.3.1.1
apSnrBSSIDSignalPkts	.1.3.6.1.4.1.14823.2.2.1.7.1.3.1.2
apSnrBSSIDHighestRxSignalStrength	.1.3.6.1.4.1.14823.2.2.1.7.1.3.1.3
apSnrBSSIDLowestRxSignalStrength	.1.3.6.1.4.1.14823.2.2.1.7.1.3.1.4
apSnrBSSIDSampleTime	.1.3.6.1.4.1.14823.2.2.1.7.1.3.1.5
wlsxStaSnrPhyTable	.1.3.6.1.4.1.14823.2.2.1.7.1.4

Table 126 SNMP OIDs for Aruba Enterprise MIB modules (Continued)

SNMP MIB	OID
wlsxStaSnrPhyEntry	.1.3.6.1.4.1.14823.2.2.1.7.1.4.1
staSnrPhyAverageSignalStrength	.1.3.6.1.4.1.14823.2.2.1.7.1.4.1.1
staSnrPhySignalPkts	.1.3.6.1.4.1.14823.2.2.1.7.1.4.1.2
staSnrPhyHighestRxSignalStrength	.1.3.6.1.4.1.14823.2.2.1.7.1.4.1.3
staSnrPhyLowestRxSignalStrength	.1.3.6.1.4.1.14823.2.2.1.7.1.4.1.4
staSnrPhySampleTime	.1.3.6.1.4.1.14823.2.2.1.7.1.4.1.5
wlsxAuthMIB	.1.3.6.1.4.1.14823.2.2.1.8
wlsxAuthenticationServerGroup	.1.3.6.1.4.1.14823.2.2.1.8.1
wlsxAuthenticationServerTable	.1.3.6.1.4.1.14823.2.2.1.8.1.1
wlsxAuthenticationServerEntry	.1.3.6.1.4.1.14823.2.2.1.8.1.1.1
authServerName	.1.3.6.1.4.1.14823.2.2.1.8.1.1.1.1
authServerType	.1.3.6.1.4.1.14823.2.2.1.8.1.1.1.2
authServerAddress	.1.3.6.1.4.1.14823.2.2.1.8.1.1.1.3
authServerPort	.1.3.6.1.4.1.14823.2.2.1.8.1.1.1.4
authServerRetryCount	.1.3.6.1.4.1.14823.2.2.1.8.1.1.1.5
authServerTimeOutValue	.1.3.6.1.4.1.14823.2.2.1.8.1.1.1.6
authServerState	.1.3.6.1.4.1.14823.2.2.1.8.1.1.1.7
authServerInservice	.1.3.6.1.4.1.14823.2.2.1.8.1.1.1.8
authServerUsageCount	.1.3.6.1.4.1.14823.2.2.1.8.1.1.1.9
authServerSuccessfulAuths	.1.3.6.1.4.1.14823.2.2.1.8.1.1.1.10
authServerFailedAuths	.1.3.6.1.4.1.14823.2.2.1.8.1.1.1.11
authServerTimeouts	.1.3.6.1.4.1.14823.2.2.1.8.1.1.1.12
authServerAvgResponseTime	.1.3.6.1.4.1.14823.2.2.1.8.1.1.1.13
authServerOutStandingRequests	.1.3.6.1.4.1.14823.2.2.1.8.1.1.1.14
authServerUptime	.1.3.6.1.4.1.14823.2.2.1.8.1.1.1.15
wlsxPortalServerTable	.1.3.6.1.4.1.14823.2.2.1.8.1.2
wlsxPortalServerEntry	.1.3.6.1.4.1.14823.2.2.1.8.1.2.1
portalServerIndex	.1.3.6.1.4.1.14823.2.2.1.8.1.2.1.1
portalServerHost	.1.3.6.1.4.1.14823.2.2.1.8.1.2.1.2
portalServerPort	.1.3.6.1.4.1.14823.2.2.1.8.1.2.1.3
portalServerPage	.1.3.6.1.4.1.14823.2.2.1.8.1.2.1.4
portalServerProtocol	.1.3.6.1.4.1.14823.2.2.1.8.1.2.1.5
wlsxLdapServerStateTable	.1.3.6.1.4.1.14823.2.2.1.8.1.5
wlsxLdapServerStateEntry	.1.3.6.1.4.1.14823.2.2.1.8.1.5.1

Table 126 SNMP OIDs for Aruba Enterprise MIB modules (Continued)

SNMP MIB	OID
IdapInitDone	.1.3.6.1.4.1.14823.2.2.1.8.1.5.1.1
IdapAdminBound	.1.3.6.1.4.1.14823.2.2.1.8.1.5.1.2
IdapReBindCount	.1.3.6.1.4.1.14823.2.2.1.8.1.5.1.3
wlsxAuthenticationInfoGroup	.1.3.6.1.4.1.14823.2.2.1.8.2
wlsxAuthenticationGroup	.1.3.6.1.4.1.14823.2.2.1.8.3
wlsxMobilityMIB	.1.3.6.1.4.1.14823.2.2.1.9
wlsxMobilityConfigGroup	.1.3.6.1.4.1.14823.2.2.1.9.1
wlsxMobilityDomainTable	.1.3.6.1.4.1.14823.2.2.1.9.1.1
wlsxMobilityDomainEntry	.1.3.6.1.4.1.14823.2.2.1.9.1.1.1
mobilityDomainName	.1.3.6.1.4.1.14823.2.2.1.9.1.1.1.1
mobilityDomainIsExclusive	.1.3.6.1.4.1.14823.2.2.1.9.1.1.1.2
mobilityDomainStatus	.1.3.6.1.4.1.14823.2.2.1.9.1.1.1.3
wlsxMobilityHomeAgentTable	.1.3.6.1.4.1.14823.2.2.1.9.1.3
wlsxMobilityHomeAgentEntry	.1.3.6.1.4.1.14823.2.2.1.9.1.3.1
mobilityHomeAgentSubnet	.1.3.6.1.4.1.14823.2.2.1.9.1.3.1.1
mobilityHomeAgentMask	.1.3.6.1.4.1.14823.2.2.1.9.1.3.1.2
mobilityHomeAgentIpl	.1.3.6.1.4.1.14823.2.2.1.9.1.3.1.3
mobilityHomeAgentVlan	.1.3.6.1.4.1.14823.2.2.1.9.1.3.1.4
wlsxMobilityHostTable	.1.3.6.1.4.1.14823.2.2.1.9.1.4
wlsxMobilityHostEntry	.1.3.6.1.4.1.14823.2.2.1.9.1.4.1
mobilityHostMac	.1.3.6.1.4.1.14823.2.2.1.9.1.4.1.1
mobilityHostIpl	.1.3.6.1.4.1.14823.2.2.1.9.1.4.1.2
mobilityHostStatus	.1.3.6.1.4.1.14823.2.2.1.9.1.4.1.3
mobilityHostServiceTime	.1.3.6.1.4.1.14823.2.2.1.9.1.4.1.4
mobilityHostHomeVlan	.1.3.6.1.4.1.14823.2.2.1.9.1.4.1.5
mobilityHostHomeNetwork	.1.3.6.1.4.1.14823.2.2.1.9.1.4.1.6
mobilityHostHomeMask	.1.3.6.1.4.1.14823.2.2.1.9.1.4.1.7
mobilityHostDhcpInfo	.1.3.6.1.4.1.14823.2.2.1.9.1.4.1.8
wlsxMobilityProxyStatsGroup	.1.3.6.1.4.1.14823.2.2.1.9.2
mobilityProxyPktRx	.1.3.6.1.4.1.14823.2.2.1.9.2.1
mobilityProxyPktHandled	.1.3.6.1.4.1.14823.2.2.1.9.2.2
mobilityProxyPktFwd	.1.3.6.1.4.1.14823.2.2.1.9.2.3
mobilityProxyPktDrop	.1.3.6.1.4.1.14823.2.2.1.9.2.4
mobilityProxyBusy	.1.3.6.1.4.1.14823.2.2.1.9.2.5

Table 126 SNMP OIDs for Aruba Enterprise MIB modules (Continued)

SNMP MIB	OID
mobilityProxyNoMobility	.1.3.6.1.4.1.14823.2.2.1.9.2.6
mobilityProxyClientIPChg	.1.3.6.1.4.1.14823.2.2.1.9.2.7
mobilityProxyClientEssidChg	.1.3.6.1.4.1.14823.2.2.1.9.2.8
wlsxMobilityProxyDHCPStatsGroup	.1.3.6.1.4.1.14823.2.2.1.9.3
mobilityProxyDhcpBootpRx	.1.3.6.1.4.1.14823.2.2.1.9.3.1
mobilityProxyDhcpPktProc	.1.3.6.1.4.1.14823.2.2.1.9.3.2
mobilityProxyDhcpPktFwd	.1.3.6.1.4.1.14823.2.2.1.9.3.3
mobilityProxyDhcpPktDrop	.1.3.6.1.4.1.14823.2.2.1.9.3.4
mobilityProxyDHCPNak	.1.3.6.1.4.1.14823.2.2.1.9.3.5
mobilityProxyBadDHCPPkt	.1.3.6.1.4.1.14823.2.2.1.9.3.6
mobilityProxyNotDHCP	.1.3.6.1.4.1.14823.2.2.1.9.3.7
mobilityProxyDHCPNoHomeVlan	.1.3.6.1.4.1.14823.2.2.1.9.3.8
mobilityProxyDHCPUnexpFrame	.1.3.6.1.4.1.14823.2.2.1.9.3.9
mobilityProxyDHCPUnexpRemote	.1.3.6.1.4.1.14823.2.2.1.9.3.10
wlsxMobilityHAStatsGroup	.1.3.6.1.4.1.14823.2.2.1.9.4
mobilityHARxRRQ	.1.3.6.1.4.1.14823.2.2.1.9.4.1
mobilityHASentRRP	.1.3.6.1.4.1.14823.2.2.1.9.4.2
mobilityHARRQAccept	.1.3.6.1.4.1.14823.2.2.1.9.4.3
mobilityHARRQDenied	.1.3.6.1.4.1.14823.2.2.1.9.4.4
mobilityHARRQIgnore	.1.3.6.1.4.1.14823.2.2.1.9.4.5
mobilityHARRQAdminDeny	.1.3.6.1.4.1.14823.2.2.1.9.4.6
mobilityHARRQNoResource	.1.3.6.1.4.1.14823.2.2.1.9.4.7
mobilityHAMNauthFail	.1.3.6.1.4.1.14823.2.2.1.9.4.8
mobilityHAFAuthFail	.1.3.6.1.4.1.14823.2.2.1.9.4.9
mobilityHABadID	.1.3.6.1.4.1.14823.2.2.1.9.4.10
mobilityHAMalform	.1.3.6.1.4.1.14823.2.2.1.9.4.11
mobilityHATooManyBnd	.1.3.6.1.4.1.14823.2.2.1.9.4.12
mobilityHABndExpire	.1.3.6.1.4.1.14823.2.2.1.9.4.13
wlsxMobilityFAStatsGroup	.1.3.6.1.4.1.14823.2.2.1.9.5
mobilityFASentRRQ	.1.3.6.1.4.1.14823.2.2.1.9.5.1
mobilityFARcvRRP	.1.3.6.1.4.1.14823.2.2.1.9.5.2
mobilityFARRQAccept	.1.3.6.1.4.1.14823.2.2.1.9.5.3
mobilityFARRQReject	.1.3.6.1.4.1.14823.2.2.1.9.5.4
mobilityMNHAuthFAIL	.1.3.6.1.4.1.14823.2.2.1.9.5.5

Table 126 SNMP OIDs for Aruba Enterprise MIB modules (Continued)

SNMP MIB	OID
mobilityFAHAauthFAIL	.1.3.6.1.4.1.14823.2.2.1.9.5.6
mobilityFABadID	.1.3.6.1.4.1.14823.2.2.1.9.5.7
mobilityFAMalform	.1.3.6.1.4.1.14823.2.2.1.9.5.8
wlsxMobilityHAFARevocationStatsGroup	.1.3.6.1.4.1.14823.2.2.1.9.6
mobilitySentRRVRQ	.1.3.6.1.4.1.14823.2.2.1.9.6.1
mobilityRcvRRVAck	.1.3.6.1.4.1.14823.2.2.1.9.6.2
mobilityRcvRRV	.1.3.6.1.4.1.14823.2.2.1.9.6.3
mobilitySentRRVAck	.1.3.6.1.4.1.14823.2.2.1.9.6.4
mobilityRRVRQIgnore	.1.3.6.1.4.1.14823.2.2.1.9.6.5
mobilityRRVAckIgnore	.1.3.6.1.4.1.14823.2.2.1.9.6.6
wlsxESIMIB	.1.3.6.1.4.1.14823.2.2.1.10
wlsxESIConfigGroup	.1.3.6.1.4.1.14823.2.2.1.10.1
wlsxESIServerTable	.1.3.6.1.4.1.14823.2.2.1.10.1.1
wlsxESIServerEntry	.1.3.6.1.4.1.14823.2.2.1.10.1.1.1
esiServerName	.1.3.6.1.4.1.14823.2.2.1.10.1.1.1.1
esiServerGroup	.1.3.6.1.4.1.14823.2.2.1.10.1.1.1.2
esiServerMode	.1.3.6.1.4.1.14823.2.2.1.10.1.1.1.3
esiServerTrustedIP	.1.3.6.1.4.1.14823.2.2.1.10.1.1.1.4
esiServerUntrustedIP	.1.3.6.1.4.1.14823.2.2.1.10.1.1.1.5
esiServerTrustedSlot	.1.3.6.1.4.1.14823.2.2.1.10.1.1.1.6
esiServerTrustedPort	.1.3.6.1.4.1.14823.2.2.1.10.1.1.1.7
esiServerUntrustedSlo	.1.3.6.1.4.1.14823.2.2.1.10.1.1.1.8
esiServerUntrustedPor	.1.3.6.1.4.1.14823.2.2.1.10.1.1.1.9
esiServerStatus	.1.3.6.1.4.1.14823.2.2.1.10.1.1.1.10
wlsxCtsMIB	.1.3.6.1.4.1.14823.2.2.1.11
wlsxCtsOpGroup	.1.3.6.1.4.1.14823.2.2.1.11.1
wlsxCtsRequestTable	.1.3.6.1.4.1.14823.2.2.1.11.1.1
wlsxCtsRequestEntry	.1.3.6.1.4.1.14823.2.2.1.11.1.1.1
wlsxCtsIndex	.1.3.6.1.4.1.14823.2.2.1.11.1.1.1.1
wlsxCtsOpcode	.1.3.6.1.4.1.14823.2.2.1.11.1.1.1.2
wlsxCtsCookie	.1.3.6.1.4.1.14823.2.2.1.11.1.1.1.3
wlsxCtsURL	.1.3.6.1.4.1.14823.2.2.1.11.1.1.1.4
wlsxCtsFlags	.1.3.6.1.4.1.14823.2.2.1.11.1.1.1.5
wlsxCtsStatus	.1.3.6.1.4.1.14823.2.2.1.11.1.1.1.6

Table 126 SNMP OIDs for Aruba Enterprise MIB modules (Continued)

SNMP MIB	OID
wlsxVoiceMIB	.1.3.6.1.4.1.14823.2.2.1.12
wlsxVoiceStatsGroup	.1.3.6.1.4.1.14823.2.2.1.12.1
wlsxVoiceCdrInfoGroup	.1.3.6.1.4.1.14823.2.2.1.12.1.1
wlsxVoiceCdrTotal	.1.3.6.1.4.1.14823.2.2.1.12.1.1.1
wlsxVoiceCdrTable	.1.3.6.1.4.1.14823.2.2.1.12.1.1.2
wlsxVoiceCdrEntry	.1.3.6.1.4.1.14823.2.2.1.12.1.1.2.1
voiceCdrId	.1.3.6.1.4.1.14823.2.2.1.12.1.1.2.1.1
voiceCdrIp	.1.3.6.1.4.1.14823.2.2.1.12.1.1.2.1.2
voiceCdrMac	.1.3.6.1.4.1.14823.2.2.1.12.1.1.2.1.3
voiceCdrName	.1.3.6.1.4.1.14823.2.2.1.12.1.1.2.1.4
voiceCdrDialNum	.1.3.6.1.4.1.14823.2.2.1.12.1.1.2.1.5
voiceCdrDir	.1.3.6.1.4.1.14823.2.2.1.12.1.1.2.1.6
voiceCdrOrigTime	.1.3.6.1.4.1.14823.2.2.1.12.1.1.2.1.7
voiceCdrSetupTime	.1.3.6.1.4.1.14823.2.2.1.12.1.1.2.1.8
voiceCdrTeardownTime	.1.3.6.1.4.1.14823.2.2.1.12.1.1.2.1.9
voiceCdrStatus	.1.3.6.1.4.1.14823.2.2.1.12.1.1.2.1.10
voiceCdrReason	.1.3.6.1.4.1.14823.2.2.1.12.1.1.2.1.11
voiceCdrDuration	.1.3.6.1.4.1.14823.2.2.1.12.1.1.2.1.12
voiceCdrRValue	.1.3.6.1.4.1.14823.2.2.1.12.1.1.2.1.13
voiceCdrApSwitchDelay	.1.3.6.1.4.1.14823.2.2.1.12.1.1.2.1.14
voiceCdrCodec	.1.3.6.1.4.1.14823.2.2.1.12.1.1.2.1.15
voiceCdrApName	.1.3.6.1.4.1.14823.2.2.1.12.1.1.2.1.16
voiceCdrApMac	.1.3.6.1.4.1.14823.2.2.1.12.1.1.2.1.17
voiceCdrBssid	.1.3.6.1.4.1.14823.2.2.1.12.1.1.2.1.18
voiceCdrEssid	.1.3.6.1.4.1.14823.2.2.1.12.1.1.2.1.19
voiceCdrHandovers	.1.3.6.1.4.1.14823.2.2.1.12.1.1.2.1.20
voiceCdrMOS	.1.3.6.1.4.1.14823.2.2.1.12.1.1.2.1.21
wlsxVoiceCallCtrsGroup	.1.3.6.1.4.1.14823.2.2.1.12.1.2
voiceCallCtrsTotal	.1.3.6.1.4.1.14823.2.2.1.12.1.2.1
voiceCallCtrsSuccess	.1.3.6.1.4.1.14823.2.2.1.12.1.2.2
voiceCallCtrsFailed	.1.3.6.1.4.1.14823.2.2.1.12.1.2.3
voiceCallCtrsRejected	.1.3.6.1.4.1.14823.2.2.1.12.1.2.4
voiceCallCtrsAborted	.1.3.6.1.4.1.14823.2.2.1.12.1.2.5
voiceCallCtrsOrig	.1.3.6.1.4.1.14823.2.2.1.12.1.2.6

Table 126 SNMP OIDs for Aruba Enterprise MIB modules (Continued)

SNMP MIB	OID
voiceCallCtrsRecvd	.1.3.6.1.4.1.14823.2.2.1.12.1.2.7
voiceCallCtrsActive	.1.3.6.1.4.1.14823.2.2.1.12.1.2.8
voiceCallCtrsNotFnd	.1.3.6.1.4.1.14823.2.2.1.12.1.2.9
voiceCallCtrsBusy	.1.3.6.1.4.1.14823.2.2.1.12.1.2.10
voiceCallCtrsSvc	.1.3.6.1.4.1.14823.2.2.1.12.1.2.11
voiceCallCtrsReqTerm	.1.3.6.1.4.1.14823.2.2.1.12.1.2.12
voiceCallCtrsDecline	.1.3.6.1.4.1.14823.2.2.1.12.1.2.13
voiceCallCtrsUnauth	.1.3.6.1.4.1.14823.2.2.1.12.1.2.14
voiceCallCtrsMisc	.1.3.6.1.4.1.14823.2.2.1.12.1.2.15
wlsxVoiceClientInfoGroup	.1.3.6.1.4.1.14823.2.2.1.12.1.3
wlsxVoiceClientTotal	.1.3.6.1.4.1.14823.2.2.1.12.1.3.1
wlsxVoiceClientTable	.1.3.6.1.4.1.14823.2.2.1.12.1.3.2
wlsxVoiceClientEntry	.1.3.6.1.4.1.14823.2.2.1.12.1.3.2.1
voiceClientIp	.1.3.6.1.4.1.14823.2.2.1.12.1.3.2.1.1
voiceClientProtocol	.1.3.6.1.4.1.14823.2.2.1.12.1.3.2.1.2
voiceClientRegState	.1.3.6.1.4.1.14823.2.2.1.12.1.3.2.1.3
voiceClientContactName	.1.3.6.1.4.1.14823.2.2.1.12.1.3.2.1.4
voiceClientServerName	.1.3.6.1.4.1.14823.2.2.1.12.1.3.2.1.5
voiceClientEssid	.1.3.6.1.4.1.14823.2.2.1.12.1.3.2.1.6
voiceClientVlanId	.1.3.6.1.4.1.14823.2.2.1.12.1.3.2.1.7
voiceClientTunnelId	.1.3.6.1.4.1.14823.2.2.1.12.1.3.2.1.8
wlsxVoiceAPBssidInfoGroup	.1.3.6.1.4.1.14823.2.2.1.12.1.4
wlsxVoiceAPBssidTotal	.1.3.6.1.4.1.14823.2.2.1.12.1.4.1
wlsxVoiceAPBssidTable	.1.3.6.1.4.1.14823.2.2.1.12.1.4.2
wlsxVoiceAPBssidEntry	.1.3.6.1.4.1.14823.2.2.1.12.1.4.2.1
voiceAPBssidName	.1.3.6.1.4.1.14823.2.2.1.12.1.4.2.1.1
voiceAPBssidGroup	.1.3.6.1.4.1.14823.2.2.1.12.1.4.2.1.2
voiceAPBssidIp	.1.3.6.1.4.1.14823.2.2.1.12.1.4.2.1.3
voiceAPBssidTotCalls	.1.3.6.1.4.1.14823.2.2.1.12.1.4.2.1.4
voiceAPBssidVoiceType	.1.3.6.1.4.1.14823.2.2.1.12.1.4.2.1.5
voiceAPBssidFlag	.1.3.6.1.4.1.14823.2.2.1.12.1.4.2.1.6
voiceAPBssidUpTime	.1.3.6.1.4.1.14823.2.2.1.12.1.4.2.1.7
voiceAPBssid100Sent	.1.3.6.1.4.1.14823.2.2.1.12.1.4.2.1.8
voiceAPBssid503Sent	.1.3.6.1.4.1.14823.2.2.1.12.1.4.2.1.9

Table 126 SNMP OIDs for Aruba Enterprise MIB modules (Continued)

SNMP MIB	OID
voiceAPBssidExtraCallDisc	.1.3.6.1.4.1.14823.2.2.1.12.1.4.2.1.10
voiceAPBssidKickedOff	.1.3.6.1.4.1.14823.2.2.1.12.1.4.2.1.11
voiceAPBssidTspecDenied	.1.3.6.1.4.1.14823.2.2.1.12.1.4.2.1.12
voiceAPBssidCacFlag	.1.3.6.1.4.1.14823.2.2.1.12.1.4.2.1.13
voiceAPBssidTotVoiceClients	.1.3.6.1.4.1.14823.2.2.1.12.1.4.2.1.14
voiceAPBssidCallsSCCP	.1.3.6.1.4.1.14823.2.2.1.12.1.4.2.1.15
voiceAPBssidCallsSIP	.1.3.6.1.4.1.14823.2.2.1.12.1.4.2.1.16
voiceAPBssidCallsSVP	.1.3.6.1.4.1.14823.2.2.1.12.1.4.2.1.17
voiceAPBssidCallsVocera	.1.3.6.1.4.1.14823.2.2.1.12.1.4.2.1.18
voiceAPBssidCallsNoe	.1.3.6.1.4.1.14823.2.2.1.12.1.4.2.1.19
voiceAPBssidEssid	.1.3.6.1.4.1.14823.2.2.1.12.1.4.2.1.20
wlsxMeshMIB	.1.3.6.1.4.1.14823.2.2.1.13
wlsxMeshInfoGroup	.1.3.6.1.4.1.14823.2.2.1.13.1
wlsxMeshPointGroup	.1.3.6.1.4.1.14823.2.2.1.13.1.1
wlsxMeshPointTotal	.1.3.6.1.4.1.14823.2.2.1.13.1.1.1
wlsxMeshPointTable	.1.3.6.1.4.1.14823.2.2.1.13.1.1.2
wlsxMeshPointEntry	.1.3.6.1.4.1.14823.2.2.1.13.1.1.2.1
wlsxMeshRole	.1.3.6.1.4.1.14823.2.2.1.13.1.1.2.1.1
wlsxMeshPointParent	.1.3.6.1.4.1.14823.2.2.1.13.1.1.2.1.2
wlsxMeshPointChildrenCount	.1.3.6.1.4.1.14823.2.2.1.13.1.1.2.1.3
wlsxMeshPointLongitude	.1.3.6.1.4.1.14823.2.2.1.13.1.1.2.1.4
wlsxMeshPointLatitude	.1.3.6.1.4.1.14823.2.2.1.13.1.1.2.1.5
wlsxMeshPointDirection	.1.3.6.1.4.1.14823.2.2.1.13.1.1.2.1.6
wlsxMeshPointAngle	.1.3.6.1.4.1.14823.2.2.1.13.1.1.2.1.7
wlsxMeshClusterGroup	.1.3.6.1.4.1.14823.2.2.1.13.1.2
wlsxMeshClusterTotal	.1.3.6.1.4.1.14823.2.2.1.13.1.2.1
wlsxMeshClusterTable	.1.3.6.1.4.1.14823.2.2.1.13.1.2.2
wlsxMeshClusterEntry	.1.3.6.1.4.1.14823.2.2.1.13.1.2.2.1
wlsxMeshClusterName	.1.3.6.1.4.1.14823.2.2.1.13.1.2.2.1.1
wlsxMeshClusterSsid	.1.3.6.1.4.1.14823.2.2.1.13.1.2.2.1.2
wlsxMeshClusterRfBand	.1.3.6.1.4.1.14823.2.2.1.13.1.2.2.1.3
wlsxMeshClusterRfEncryption	.1.3.6.1.4.1.14823.2.2.1.13.1.2.2.1.4
wlsxMeshTopologyGroup	.1.3.6.1.4.1.14823.2.2.1.13.1.3
wlsxMeshTopologyTotal	.1.3.6.1.4.1.14823.2.2.1.13.1.3.1

Table 126 SNMP OIDs for Aruba Enterprise MIB modules (Continued)

SNMP MIB	OID
wlsxMeshTopologyTable	.1.3.6.1.4.1.14823.2.2.1.13.1.3.2
wlsxMeshTopologyEntry	.1.3.6.1.4.1.14823.2.2.1.13.1.3.2.1
wlanAPMeshRole	.1.3.6.1.4.1.14823.2.2.1.13.1.3.2.1.1
wlsxMeshTopologyParen	.1.3.6.1.4.1.14823.2.2.1.13.1.3.2.1.2
wlsxMeshTopologyPathCost	.1.3.6.1.4.1.14823.2.2.1.13.1.3.2.1.3
wlsxMeshTopologyNodeCost	.1.3.6.1.4.1.14823.2.2.1.13.1.3.2.1.4
wlsxMeshTopologyLinkCost	.1.3.6.1.4.1.14823.2.2.1.13.1.3.2.1.5
wlsxMeshTopologyHopCost	.1.3.6.1.4.1.14823.2.2.1.13.1.3.2.1.6
wlsxMeshTopologyUptime	.1.3.6.1.4.1.14823.2.2.1.13.1.3.2.1.7
wlsxUser6MIB	.1.3.6.1.4.1.14823.2.2.1.14
wlsxUser6AllInfoGroup	.1.3.6.1.4.1.14823.2.2.1.14.1
wlsxTotalNumOfUsers6	.1.3.6.1.4.1.14823.2.2.1.14.1.1
wlsxUser6Table	.1.3.6.1.4.1.14823.2.2.1.14.2
wlsxUser6Entry	.1.3.6.1.4.1.14823.2.2.1.14.2.1
nUser6PhyAddress	.1.3.6.1.4.1.14823.2.2.1.14.2.1.1
nUser6IpAddress	.1.3.6.1.4.1.14823.2.2.1.14.2.1.2
nUser6Name	.1.3.6.1.4.1.14823.2.2.1.14.2.1.3
nUser6Role	.1.3.6.1.4.1.14823.2.2.1.14.2.1.4
nUser6UpTime	.1.3.6.1.4.1.14823.2.2.1.14.2.1.5
nUser6AuthenticationMethod	.1.3.6.1.4.1.14823.2.2.1.14.2.1.6
nUser6SubAuthenticationMethod	.1.3.6.1.4.1.14823.2.2.1.14.2.1.7
nUser6AuthServerName	.1.3.6.1.4.1.14823.2.2.1.14.2.1.8
nUser6ExtVPNAAddress	.1.3.6.1.4.1.14823.2.2.1.14.2.1.9
nUser6ApLocation	.1.3.6.1.4.1.14823.2.2.1.14.2.1.10
nUser6ApBSSID	.1.3.6.1.4.1.14823.2.2.1.14.2.1.11
nUser6IsOnHomeAgent	.1.3.6.1.4.1.14823.2.2.1.14.2.1.12
nUser6HomeAgentIpAddress	.1.3.6.1.4.1.14823.2.2.1.14.2.1.13
nUser6MobilityStatus	.1.3.6.1.4.1.14823.2.2.1.14.2.1.14
nUser6HomeVlan	.1.3.6.1.4.1.14823.2.2.1.14.2.1.15
nUser6DefaultVlan	.1.3.6.1.4.1.14823.2.2.1.14.2.1.16
nUser6AssignedVlan	.1.3.6.1.4.1.14823.2.2.1.14.2.1.17
nUser6BWContractName	.1.3.6.1.4.1.14823.2.2.1.14.2.1.18
nUser6BWContractUsage	.1.3.6.1.4.1.14823.2.2.1.14.2.1.19
nUser6BWContractId	.1.3.6.1.4.1.14823.2.2.1.14.2.1.20

Table 126 SNMP OIDs for Aruba Enterprise MIB modules (Continued)

SNMP MIB	OID
nUser6IsProxyArpEnabled	.1.3.6.1.4.1.14823.2.2.1.14.2.1.21
nUser6CurrentVlan	.1.3.6.1.4.1.14823.2.2.1.14.2.1.22
nUser6IsWired	.1.3.6.1.4.1.14823.2.2.1.14.2.1.23
nUser6ConnectedSlot	.1.3.6.1.4.1.14823.2.2.1.14.2.1.24
nUser6ConnectedPort	.1.3.6.1.4.1.14823.2.2.1.14.2.1.25
nUser6PhyType	.1.3.6.1.4.1.14823.2.2.1.14.2.1.26
nUser6MobilityDomainName	.1.3.6.1.4.1.14823.2.2.1.14.2.1.27
nUser6UPBWContractName	.1.3.6.1.4.1.14823.2.2.1.14.2.1.28
nUser6UPBWContractUsage	.1.3.6.1.4.1.14823.2.2.1.14.2.1.29
nUser6UPBWContractId	.1.3.6.1.4.1.14823.2.2.1.14.2.1.30
nUser6DNBWContractName	.1.3.6.1.4.1.14823.2.2.1.14.2.1.31
nUser6DNBWContractUsage	.1.3.6.1.4.1.14823.2.2.1.14.2.1.32
nUser6DNBWContractId	.1.3.6.1.4.1.14823.2.2.1.14.2.1.33
nUser6HTMode	.1.3.6.1.4.1.14823.2.2.1.14.2.1.34
nUserForwardMode	1.3.6.1.4.1.14823.2.4.1.2.1.35
wlsxUser6SessionTimeTable	.1.3.6.1.4.1.14823.2.2.1.14.3
wlsxUser6SessionTimeEntry	.1.3.6.1.4.1.14823.2.2.1.14.3.1
wlsxUser6SessionTimeLength	.1.3.6.1.4.1.14823.2.2.1.14.3.1.1
wlsxUser6SessionTimeCount	.1.3.6.1.4.1.14823.2.2.1.14.3.1.2
arubaAp	.1.3.6.1.4.1.14823.2.3
wlsrEnterpriseMibModules	.1.3.6.1.4.1.14823.2.3.1
wlsrTrapMIB	.1.3.6.1.4.1.14823.2.3.1.11
wlsxTrapsGroup	.1.3.6.1.4.1.14823.2.3.1.11.1
wlsxTrapObjectsGroup	.1.3.6.1.4.1.14823.2.3.1.11.1.1
wlsxTrapAPMacAddress	.1.3.6.1.4.1.14823.2.3.1.11.1.1.1
wlsxTrapAPIpAddress	.1.3.6.1.4.1.14823.2.3.1.11.1.1.2
wlsxTrapAPBSSID	.1.3.6.1.4.1.14823.2.3.1.11.1.1.3
wlsxTrapEssid	.1.3.6.1.4.1.14823.2.3.1.11.1.1.4
wlsxTrapTargetAPBSSID	.1.3.6.1.4.1.14823.2.3.1.11.1.1.5
wlsxTrapTargetAPSSID	.1.3.6.1.4.1.14823.2.3.1.11.1.1.6
wlsxTrapTargetAPChannel	.1.3.6.1.4.1.14823.2.3.1.11.1.1.7
wlsxTrapNodeMac	.1.3.6.1.4.1.14823.2.3.1.11.1.1.8
wlsxTrapSourceMac	.1.3.6.1.4.1.14823.2.3.1.11.1.1.9
wlsxReceiverMac	.1.3.6.1.4.1.14823.2.3.1.11.1.1.10

Table 126 SNMP OIDs for Aruba Enterprise MIB modules (Continued)

SNMP MIB	OID
wlsxTrapTransmitterMac	.1.3.6.1.4.1.14823.2.3.1.11.1.1.11
wlsxTrapReceiverMac	.1.3.6.1.4.1.14823.2.3.1.11.1.1.12
wlsxTrapSnr	.1.3.6.1.4.1.14823.2.3.1.11.1.1.13
wlsxTrapSignatureName	.1.3.6.1.4.1.14823.2.3.1.11.1.1.14
wlsxTrapFrameType	.1.3.6.1.4.1.14823.2.3.1.11.1.1.15
wlsxTrapAddressType	.1.3.6.1.4.1.14823.2.3.1.11.1.1.16
wlsxTrapAPLocation	.1.3.6.1.4.1.14823.2.3.1.11.1.1.17
wlsxTrapAPChannel	.1.3.6.1.4.1.14823.2.3.1.11.1.1.18
wlsxTrapAPTxFooter	.1.3.6.1.4.1.14823.2.3.1.11.1.1.19
wlsxTrapMatchedMac	.1.3.6.1.4.1.14823.2.3.1.11.1.1.20
wlsxTrapMatchedIp	.1.3.6.1.4.1.14823.2.3.1.11.1.1.21
wlsxTrapRogueIfoURL	.1.3.6.1.4.1.14823.2.3.1.11.1.1.22
wlsxTrapVlanId	.1.3.6.1.4.1.14823.2.3.1.11.1.1.23
wlsxTrapAdminStatus	.1.3.6.1.4.1.14823.2.3.1.11.1.1.24
wlsxTrapOperStatus	.1.3.6.1.4.1.14823.2.3.1.11.1.1.25
wlsxTrapAuthServerName	.1.3.6.1.4.1.14823.2.3.1.11.1.1.26
wlsxTrapAuthServerTimeout	.1.3.6.1.4.1.14823.2.3.1.11.1.1.27
wlsxTrapCardSlot	.1.3.6.1.4.1.14823.2.3.1.11.1.1.28
wlsxTrapTemperatureValue	.1.3.6.1.4.1.14823.2.3.1.11.1.1.29
wlsxTrapProcessName	.1.3.6.1.4.1.14823.2.3.1.11.1.1.30
wlsxTrapFanNumber	.1.3.6.1.4.1.14823.2.3.1.11.1.1.31
wlsxTrapVoltageType	.1.3.6.1.4.1.14823.2.3.1.11.1.1.32
wlsxTrapVoltageValue	.1.3.6.1.4.1.14823.2.3.1.11.1.1.33
wlsxTrapStationBlackListReason	.1.3.6.1.4.1.14823.2.3.1.11.1.1.34
wlsxTrapSpoofedIpAddress	.1.3.6.1.4.1.14823.2.3.1.11.1.1.35
wlsxTrapSpoofedOldPhyAddress	.1.3.6.1.4.1.14823.2.3.1.11.1.1.36
wlsxTrapSpoofedNewPhyAddress	.1.3.6.1.4.1.14823.2.3.1.11.1.1.37
wlsxTrapDBName	.1.3.6.1.4.1.14823.2.3.1.11.1.1.38
wlsxTrapDBUserName	.1.3.6.1.4.1.14823.2.3.1.11.1.1.39
wlsxTrapDBIpAddress	.1.3.6.1.4.1.14823.2.3.1.11.1.1.40
wlsxTrapDBType	.1.3.6.1.4.1.14823.2.3.1.11.1.1.41
wlsxTrapVrrpID	.1.3.6.1.4.1.14823.2.3.1.11.1.1.42
wlsxTrapVrrpMasterIp	.1.3.6.1.4.1.14823.2.3.1.11.1.1.43
wlsxTrapVrrpOperState	.1.3.6.1.4.1.14823.2.3.1.11.1.1.44

Table 126 SNMP OIDs for Aruba Enterprise MIB modules (Continued)

SNMP MIB	OID
wlsxTrapESIServerGrpName	.1.3.6.1.4.1.14823.2.3.1.11.1.1.45
wlsxTrapESIServerName	.1.3.6.1.4.1.14823.2.3.1.11.1.1.46
wlsxTrapESIServerIpAddress	.1.3.6.1.4.1.14823.2.3.1.11.1.1.47
wlsxTrapLicenseDaysRemaining	.1.3.6.1.4.1.14823.2.3.1.11.1.1.48
wlsxTrapSwitchIp	.1.3.6.1.4.1.14823.2.3.1.11.1.1.49
wlsxTrapSwitchRole	.1.3.6.1.4.1.14823.2.3.1.11.1.1.50
wlsxTrapUserIpAddress	.1.3.6.1.4.1.14823.2.3.1.11.1.1.51
wlsxTrapUserPhyAddress	.1.3.6.1.4.1.14823.2.3.1.11.1.1.52
wlsxTrapUserName	.1.3.6.1.4.1.14823.2.3.1.11.1.1.53
wlsxTrapUserRole	.1.3.6.1.4.1.14823.2.3.1.11.1.1.54
wlsxTrapUserAuthenticationMethod	.1.3.6.1.4.1.14823.2.3.1.11.1.1.55
wlsxTrapAPRadioNumber	.1.3.6.1.4.1.14823.2.3.1.11.1.1.56
wlsxTrapRogueInfoURL	.1.3.6.1.4.1.14823.2.3.1.11.1.1.57
wlsxTrapInterferingAPIInfoURL	.1.3.6.1.4.1.14823.2.3.1.11.1.1.58
wlsxTrapPortNumber	.1.3.6.1.4.1.14823.2.3.1.11.1.1.59
wlsxTrapTime	.1.3.6.1.4.1.14823.2.3.1.11.1.1.60
wlsxTrapHostIp	.1.3.6.1.4.1.14823.2.3.1.11.1.1.61
wlsxTrapHostPort	.1.3.6.1.4.1.14823.2.3.1.11.1.1.62
wlsxTrapConfigurationId	.1.3.6.1.4.1.14823.2.3.1.11.1.1.63
wlsxTrapCTSURL	.1.3.6.1.4.1.14823.2.3.1.11.1.1.64
wlsxTrapCTSTransferType	.1.3.6.1.4.1.14823.2.3.1.11.1.1.65
wlsxTrapConfigurationState	.1.3.6.1.4.1.14823.2.3.1.11.1.1.66
wlsxTrapUpdateFailureReason	.1.3.6.1.4.1.14823.2.3.1.11.1.1.67
wlsxTrapUpdateFailedObj	.1.3.6.1.4.1.14823.2.3.1.11.1.1.68
wlsxTrapTableEntryChangeType	.1.3.6.1.4.1.14823.2.3.1.11.1.1.69
wlsxTrapGlobalConfigObj	.1.3.6.1.4.1.14823.2.3.1.11.1.1.70
wlsxTrapTableGenNumber	.1.3.6.1.4.1.14823.2.3.1.11.1.1.71
wlsxTrapLicenseId	.1.3.6.1.4.1.14823.2.3.1.11.1.1.72
wlsxTrapConfidenceLevel	.1.3.6.1.4.1.14823.2.3.1.11.1.1.73
wlsxTrapMissingLicenses	.1.3.6.1.4.1.14823.2.3.1.11.1.1.74
wlsxVoiceCurrentNumCdr	.1.3.6.1.4.1.14823.2.3.1.11.1.1.75
wlsxTrapTunnelId	.1.3.6.1.4.1.14823.2.3.1.11.1.1.76
wlsxTrapTunnelStatus	.1.3.6.1.4.1.14823.2.3.1.11.1.1.77
wlsxTrapTunnelUpReason	.1.3.6.1.4.1.14823.2.3.1.11.1.1.78

Table 126 SNMP OIDs for Aruba Enterprise MIB modules (Continued)

SNMP MIB	OID
wlsxTrapTunnelDownReason	.1.3.6.1.4.1.14823.2.3.1.11.1.1.79
wlsxTrapApSerialNumber	.1.3.6.1.4.1.14823.2.3.1.11.1.1.80
wlsxTraptimeStr	.1.3.6.1.4.1.14823.2.3.1.11.1.1.81
wlsxTrapDefinitionsGroup	.1.3.6.1.4.1.14823.2.3.1.11.1.2
wlsxVlanLinkUp	.1.3.6.1.4.1.14823.2.3.1.11.1.2.1000
wlsxVlanLinkDown	.1.3.6.1.4.1.14823.2.3.1.11.1.2.1001
wlsxSignatureMatch	.1.3.6.1.4.1.14823.2.3.1.11.1.2.1002
wlsxNodeRateAnomaly	.1.3.6.1.4.1.14823.2.3.1.11.1.2.1003
wlsxNormalTemperature	.1.3.6.1.4.1.14823.2.3.1.11.1.2.1004
wlsxProcessRestart	.1.3.6.1.4.1.14823.2.3.1.11.1.2.1005
wlsxFlashSpaceOK	.1.3.6.1.4.1.14823.2.3.1.11.1.2.1006
wlsxMemoryUsageOK	.1.3.6.1.4.1.14823.2.3.1.11.1.2.1007
wlsxPowerSupplyOK	.1.3.6.1.4.1.14823.2.3.1.11.1.2.1008
wlsxFanOK	.1.3.6.1.4.1.14823.2.3.1.11.1.2.1009
wlsxInRangeVoltage	.1.3.6.1.4.1.14823.2.3.1.11.1.2.1010
wlsxCoverageHoleResolved	.1.3.6.1.4.1.14823.2.3.1.11.1.2.1011
wlsxNSwitchIPChanged	.1.3.6.1.4.1.14823.2.3.1.11.1.2.1012
wlsxNSwitchRoleChange	.1.3.6.1.4.1.14823.2.3.1.11.1.2.1013
wlsxNUserEntryCreated	.1.3.6.1.4.1.14823.2.3.1.11.1.2.1014
wlsxNUserEntryDeleted	.1.3.6.1.4.1.14823.2.3.1.11.1.2.1015
wlsxNUserEntryAuthenticated	.1.3.6.1.4.1.14823.2.3.1.11.1.2.1016
wlsxNUserEntryDeAuthenticated	.1.3.6.1.4.1.14823.2.3.1.11.1.2.1017
wlsxNUserAuthenticationFailed	.1.3.6.1.4.1.14823.2.3.1.11.1.2.1018
wlsxNAuthServerReqTimedOut	.1.3.6.1.4.1.14823.2.3.1.11.1.2.1019
wlsxNAuthServerTimedOut	.1.3.6.1.4.1.14823.2.3.1.11.1.2.1020
wlsxNAuthServerIsUp	.1.3.6.1.4.1.14823.2.3.1.11.1.2.1021
wlsxNAuthMaxUserEntries	.1.3.6.1.4.1.14823.2.3.1.11.1.2.1022
wlsxNAuthMaxAclEntries	.1.3.6.1.4.1.14823.2.3.1.11.1.2.1023
wlsxNAuthMaxBWContracts	.1.3.6.1.4.1.14823.2.3.1.11.1.2.1024
wlsxNPowerSupplyFailure	.1.3.6.1.4.1.14823.2.3.1.11.1.2.1025
wlsxNFanFailure	.1.3.6.1.4.1.14823.2.3.1.11.1.2.1026
wlsxNOutOfRangeVoltage	.1.3.6.1.4.1.14823.2.3.1.11.1.2.1027
wlsxNOutOfRangeTemperature	.1.3.6.1.4.1.14823.2.3.1.11.1.2.1028
wlsxNLCInserted	.1.3.6.1.4.1.14823.2.3.1.11.1.2.1029

Table 126 SNMP OIDs for Aruba Enterprise MIB modules (Continued)

SNMP MIB	OID
wlsxNSCInserted	.1.3.6.1.4.1.14823.2.3.1.11.1.2.1030
wlsxNGBICInserted	.1.3.6.1.4.1.14823.2.3.1.11.1.2.1031
wlsxNProcessDied	.1.3.6.1.4.1.14823.2.3.1.11.1.2.1032
wlsxNProcessExceedsMemoryLimits (deprecated)	.1.3.6.1.4.1.14823.2.3.1.11.1.2.1033
wlsxNLowOnFlashSpace	.1.3.6.1.4.1.14823.2.3.1.11.1.2.1034
wlsxNLowMemory	.1.3.6.1.4.1.14823.2.3.1.11.1.2.1035
wlsxNFanTrayRemoved	.1.3.6.1.4.1.14823.2.3.1.11.1.2.1036
wlsxNFanTrayInserted	.1.3.6.1.4.1.14823.2.3.1.11.1.2.1037
wlsxNLCRemoved	.1.3.6.1.4.1.14823.2.3.1.11.1.2.1038
wlsxNPowerSupplyMissing	.1.3.6.1.4.1.14823.2.3.1.11.1.2.1039
wlsxNAccessPointsUp	.1.3.6.1.4.1.14823.2.3.1.11.1.2.1040
wlsxNAccessPointsDown	.1.3.6.1.4.1.14823.2.3.1.11.1.2.1041
wlsxNCoverageHoleDetected	.1.3.6.1.4.1.14823.2.3.1.11.1.2.1042
wlsxNChannelChanged	.1.3.6.1.4.1.14823.2.3.1.11.1.2.1043
wlsxNStationAddedToBlackList	.1.3.6.1.4.1.14823.2.3.1.11.1.2.1044
wlsxNStationRemovedFromBlackList	.1.3.6.1.4.1.14823.2.3.1.11.1.2.1045
wlsxNIpSpoofingDetected	.1.3.6.1.4.1.14823.2.3.1.11.1.2.1046
wlsxNDBCommunicationFailure	.1.3.6.1.4.1.14823.2.3.1.11.1.2.1047
wlsxNVrrpStateChange	.1.3.6.1.4.1.14823.2.3.1.11.1.2.1048
wlsxNRadioAttributesChanged	.1.3.6.1.4.1.14823.2.3.1.11.1.2.1049
wlsxNESIServerUp	.1.3.6.1.4.1.14823.2.3.1.11.1.2.1050
wlsxNESIServerDown	.1.3.6.1.4.1.14823.2.3.1.11.1.2.1051
wlsxNLicenseExpiry	.1.3.6.1.4.1.14823.2.3.1.11.1.2.1052
wlsxUnsecureAPDetected	.1.3.6.1.4.1.14823.2.3.1.11.1.2.1053
wlsxUnsecureAPResolved	.1.3.6.1.4.1.14823.2.3.1.11.1.2.1054
wlsxStalImpersonation	.1.3.6.1.4.1.14823.2.3.1.11.1.2.1055
wlsxReservedChannelViolation	.1.3.6.1.4.1.14823.2.3.1.11.1.2.1056
wlsxValidSSIDViolation	.1.3.6.1.4.1.14823.2.3.1.11.1.2.1057
wlsxChannelMisconfiguration	.1.3.6.1.4.1.14823.2.3.1.11.1.2.1058
wlsxOUIMisconfiguration	.1.3.6.1.4.1.14823.2.3.1.11.1.2.1059
wlsxSSIDMisconfiguration	.1.3.6.1.4.1.14823.2.3.1.11.1.2.1060
wlsxShortPreambleMisconfiguration	.1.3.6.1.4.1.14823.2.3.1.11.1.2.1061
wlsxWPAMisconfiguration	.1.3.6.1.4.1.14823.2.3.1.11.1.2.1062
wlsxAdhocNetworkDetected	.1.3.6.1.4.1.14823.2.3.1.11.1.2.1063

Table 126 *SNMP OIDs for Aruba Enterprise MIB modules (Continued)*

SNMP MIB	OID
wlsxAdhocNetworkRemoved	.1.3.6.1.4.1.14823.2.3.1.11.1.2.1064
wlsxStaPolicyViolation	.1.3.6.1.4.1.14823.2.3.1.11.1.2.1065
wlsxRepeatWEPIVViolation	.1.3.6.1.4.1.14823.2.3.1.11.1.2.1066
wlsxWeakWEPIVViolation	.1.3.6.1.4.1.14823.2.3.1.11.1.2.1067
wlsxChannelInterferenceDetected	.1.3.6.1.4.1.14823.2.3.1.11.1.2.1068
wlsxChannelInterferenceCleared	.1.3.6.1.4.1.14823.2.3.1.11.1.2.1069
wlsxAPIInterferenceDetected	.1.3.6.1.4.1.14823.2.3.1.11.1.2.1070
wlsxAPIInterferenceCleared	.1.3.6.1.4.1.14823.2.3.1.11.1.2.1071
wlsxStaInterferenceDetected	.1.3.6.1.4.1.14823.2.3.1.11.1.2.1072
wlsxStaInterferenceCleared	.1.3.6.1.4.1.14823.2.3.1.11.1.2.1073
wlsxFrameRetryRateExceeded	.1.3.6.1.4.1.14823.2.3.1.11.1.2.1074
wlsxFrameReceiveErrorRateExceeded	.1.3.6.1.4.1.14823.2.3.1.11.1.2.1075
wlsxFrameFragmentationRateExceeded	.1.3.6.1.4.1.14823.2.3.1.11.1.2.1076
wlsxFrameBandWidthRateExceeded	.1.3.6.1.4.1.14823.2.3.1.11.1.2.1077
wlsxFrameLowSpeedRateExceeded	.1.3.6.1.4.1.14823.2.3.1.11.1.2.1078
wlsxFrameNonUnicastRateExceeded	.1.3.6.1.4.1.14823.2.3.1.11.1.2.1079
wlsxLoadbalancingEnabled	.1.3.6.1.4.1.14823.2.3.1.11.1.2.1080
wlsxLoadbalancingDisabled	.1.3.6.1.4.1.14823.2.3.1.11.1.2.1081
wlsxChannelFrameRetryRateExceeded	.1.3.6.1.4.1.14823.2.3.1.11.1.2.1082
wlsxChannelFrameFragmentationRateExceeded	.1.3.6.1.4.1.14823.2.3.1.11.1.2.1083
wlsxChannelFrameErrorRateExceeded	.1.3.6.1.4.1.14823.2.3.1.11.1.2.1084
wlsxSignatureMatchAP	.1.3.6.1.4.1.14823.2.3.1.11.1.2.1085
wlsxSignatureMatchSta	.1.3.6.1.4.1.14823.2.3.1.11.1.2.1086
wlsxChannelRateAnomaly	.1.3.6.1.4.1.14823.2.3.1.11.1.2.1087
wlsxNodeRateAnomalyAP	.1.3.6.1.4.1.14823.2.3.1.11.1.2.1088
wlsxNodeRateAnomalySta	.1.3.6.1.4.1.14823.2.3.1.11.1.2.1089
wlsxEAPRateAnomaly	.1.3.6.1.4.1.14823.2.3.1.11.1.2.1090
wlsxSignalAnomaly	.1.3.6.1.4.1.14823.2.3.1.11.1.2.1091
wlsxSequenceNumberAnomalyAP	.1.3.6.1.4.1.14823.2.3.1.11.1.2.1092
wlsxSequenceNumberAnomalySta	.1.3.6.1.4.1.14823.2.3.1.11.1.2.1093
wlsxDisconnectStationAttack	.1.3.6.1.4.1.14823.2.3.1.11.1.2.1094
wlsxApFloodAttack	.1.3.6.1.4.1.14823.2.3.1.11.1.2.1095
wlsxAdhocNetwork	.1.3.6.1.4.1.14823.2.3.1.11.1.2.1096
wlsxWirelessBridge	.1.3.6.1.4.1.14823.2.3.1.11.1.2.1097

Table 126 SNMP OIDs for Aruba Enterprise MIB modules (Continued)

SNMP MIB	OID
wlsxInvalidMacOUIAP	.1.3.6.1.4.1.14823.2.3.1.11.1.2.1098
wlsxInvalidMacOUISta	.1.3.6.1.4.1.14823.2.3.1.11.1.2.1099
wlsxWEPMisconfiguration	.1.3.6.1.4.1.14823.2.3.1.11.1.2.1100
wlsxStaRepeatWEPIVViolation	.1.3.6.1.4.1.14823.2.3.1.11.1.2.1101
wlsxStaWeakWEPIVViolation	.1.3.6.1.4.1.14823.2.3.1.11.1.2.1102
wlsxStaAssociatedToUnsecureAP	.1.3.6.1.4.1.14823.2.3.1.11.1.2.1103
wlsxStaUnAssociatedFromUnsecureAP	.1.3.6.1.4.1.14823.2.3.1.11.1.2.1104
wlsxAdhocNetworkBridgeDetected	.1.3.6.1.4.1.14823.2.3.1.11.1.2.1105
wlsxInterferingApDetected	.1.3.6.1.4.1.14823.2.3.1.11.1.2.1106
wlsxPortUp	.1.3.6.1.4.1.14823.2.3.1.11.1.2.1107
wlsxPortDown	.1.3.6.1.4.1.14823.2.3.1.11.1.2.1108
wlsxBSSIDsUp	.1.3.6.1.4.1.14823.2.3.1.11.1.2.1109
wlsxBSSIDsDown	.1.3.6.1.4.1.14823.2.3.1.11.1.2.1110
wlsxColdStart	.1.3.6.1.4.1.14823.2.3.1.11.1.2.1111
wlsxWarmStart	.1.3.6.1.4.1.14823.2.3.1.11.1.2.1112
wlsxAPImpersonation	.1.3.6.1.4.1.14823.2.3.1.11.1.2.1113
wlsxInformQueueOverflow	.1.3.6.1.4.1.14823.2.3.1.11.1.2.1114
wlsxNAuthServerIsDown	.1.3.6.1.4.1.14823.2.3.1.11.1.2.1115
wlsxCTSTransferError	.1.3.6.1.4.1.14823.2.3.1.11.1.2.1116
wlsxCTSTransferSucceeded	.1.3.6.1.4.1.14823.2.3.1.11.1.2.1117
wlsxConfigurationUpdateError	.1.3.6.1.4.1.14823.2.3.1.11.1.2.1118
wlsxConfigurationUpdateSucceeded	.1.3.6.1.4.1.14823.2.3.1.11.1.2.1119
wlsxGlobalConfigurationChangeNotification	.1.3.6.1.4.1.14823.2.3.1.11.1.2.1120
wlsxUserEntryChanged	.1.3.6.1.4.1.14823.2.3.1.11.1.2.1121
wlsxAPBssidEntryChanged	.1.3.6.1.4.1.14823.2.3.1.11.1.2.1122
wlsxAPRadioEntryChanged	.1.3.6.1.4.1.14823.2.3.1.11.1.2.1123
wlsxAPEntryChanged	.1.3.6.1.4.1.14823.2.3.1.11.1.2.1124
wlsxSwitchListEntryChanged	.1.3.6.1.4.1.14823.2.3.1.11.1.2.1125
wlsxPortEntryChanged	.1.3.6.1.4.1.14823.2.3.1.11.1.2.1126
wlsxVlanEntryChanged	.1.3.6.1.4.1.14823.2.3.1.11.1.2.1127
wlsxVlanInterfaceEntryChanged	.1.3.6.1.4.1.14823.2.3.1.11.1.2.1128
wlsxWindowsBridgeDetected	.1.3.6.1.4.1.14823.2.3.1.11.1.2.1129
wlsxLicenseEntryChanged	.1.3.6.1.4.1.14823.2.3.1.11.1.2.1130
wlsxEsiServerChanged	.1.3.6.1.4.1.14823.2.3.1.11.1.2.1131

Table 126 SNMP OIDs for Aruba Enterprise MIB modules (Continued)

SNMP MIB	OID
wlsxMonAPEntryChanged	.1.3.6.1.4.1.14823.2.3.1.11.1.2.1132
wlsxMonStationEntryChanged	.1.3.6.1.4.1.14823.2.3.1.11.1.2.1133
wlsxSignAPNetstumbler	.1.3.6.1.4.1.14823.2.3.1.11.1.2.1134
wlsxSignStaNetstumbler	.1.3.6.1.4.1.14823.2.3.1.11.1.2.1135
wlsxSignAPAsleep	.1.3.6.1.4.1.14823.2.3.1.11.1.2.1136
wlsxSignStaAsleep	.1.3.6.1.4.1.14823.2.3.1.11.1.2.1137
wlsxSignAPAirjack	.1.3.6.1.4.1.14823.2.3.1.11.1.2.1138
wlsxSignStaAirjack	.1.3.6.1.4.1.14823.2.3.1.11.1.2.1139
wlsxSignAPNullProbeResp	.1.3.6.1.4.1.14823.2.3.1.11.1.2.1140
wlsxSignStaNullProbeResp	.1.3.6.1.4.1.14823.2.3.1.11.1.2.1141
wlsxSignAPDeathBcast	.1.3.6.1.4.1.14823.2.3.1.11.1.2.1142
wlsxSignStaDeathBcas	.1.3.6.1.4.1.14823.2.3.1.11.1.2.1143
wlsxWindowsBridgeDetectedAP	.1.3.6.1.4.1.14823.2.3.1.11.1.2.1144
wlsxWindowsBridgeDetectedSta	.1.3.6.1.4.1.14823.2.3.1.11.1.2.1145
wlsxAdhocNetworkBridgeDetectedAP	.1.3.6.1.4.1.14823.2.3.1.11.1.2.1146
wlsxAdhocNetworkBridgeDetectedSta	.1.3.6.1.4.1.14823.2.3.1.11.1.2.1147
wlsxDisconnectStationAttackAP	.1.3.6.1.4.1.14823.2.3.1.11.1.2.1148
wlsxDisconnectStationAttackSta	.1.3.6.1.4.1.14823.2.3.1.11.1.2.1149
wlsxSuspectUnsecureAPDetected	.1.3.6.1.4.1.14823.2.3.1.11.1.2.1150
wlsxSuspectUnsecureAPResolved	.1.3.6.1.4.1.14823.2.3.1.11.1.2.1151
wlsxConfigurationLicenseMismatch	.1.3.6.1.4.1.14823.2.3.1.11.1.2.1152
wlsxVoiceCdrBufferThresholdReached	.1.3.6.1.4.1.14823.2.3.1.11.1.2.1153
wlsxTunnelUp	.1.3.6.1.4.1.14823.2.3.1.11.1.2.1154
wlsxTunnelDown	.1.3.6.1.4.1.14823.2.3.1.11.1.2.1155
wlsxMeshNodeEntryChanged	.1.3.6.1.4.1.14823.2.3.1.11.1.2.1156
wlsxHtGreenfieldSupported	.1.3.6.1.4.1.14823.2.3.1.11.1.2.1157
wlsxHT40MHzIntoleranceAP	.1.3.6.1.4.1.14823.2.3.1.11.1.2.1158
wlsxHT40MHzIntoleranceSta	.1.3.6.1.4.1.14823.2.3.1.11.1.2.1159

Index

A	
access point	35
agent	137
air monitor	35
Alarm	
analog	21
discrete	21
ping.....	21
analog alarm inputs	21
authentication	103
C	
call status	465
control relay	21
controller.....	225, 447
E	
ESI	113
F	
FA.....	137
foreign agent	137
H	
HA.....	137
History	
ArubaOS 2.3	
lsxSysExtFanTable	307
lsxSysExtFanTraySerialNumber	293
lsxSysExtInternalTemperature	293
lsxSysExtLicenseSerialNumber.....	293
lsxSysExtSwitchBaseMacaddress	291
lsxSysXProcessorEntry.....	233
nUserAssignedVLAN.....	436
nUserAuthenticationMethod.....	431
nUserAuthServerName	433
nUserBWContractId	436
nUserBWContractName.....	436
nUserBWContractUsage.....	436
nUserConnectedPort.....	437
nUserConnectedSlot	437
nUserDefaultVLAN.....	435
nUserExtVPNAddress	433
nUserHomeAgentIpAddress	435
nUserHomeVLAN	435
nUserIpAddress	430
nUserIsOnHomeAgent	433
nUserIsWired	437
nUserMobilityStatus	435
nUserName.....	431
nUserPhyAddress.....	430
nUserRole	431
nUserSubAuthenticationMethod	431
nUserUpTime.....	431
sysExtCardAssemblyNo	305
sysExtCardFpgaRevision	307
sysExtCardHwRevision	305
sysExtCardManufacturingDate	305
sysExtCardNumOfFastethernetPorts	303
sysExtCardNumOfPorts	303
sysExtCardSlot	303
sysExtCardStatus	307
sysExtCardSwitchChip	307
sysExtCardType	303
sysExtCardUserSlot	307
sysExtFanIndex	308
sysExtFanStatus	308
sysExtLicenseExpires	315
sysExtLicenseFlags.....	316
sysExtLicenseIndex	315
sysExtLicenseInstalled	315
sysExtLicenseKey	315
sysExtLicenseService.....	316
sysExtMemoryFree.....	302
sysExtMemoryIndex.....	301
sysExtMemorySize	301
sysExtMemoryUsed.....	302
sysExtProcessorDescr	297
sysExtProcessorID	297
sysExtProcessorLoad	297
sysExtStorageIndex	299
sysExtStorageName.....	299
sysExtStorageSize.....	299
sysExtStorageType	299
sysExtStorageUsed	299
sysExtSwitchIPAddress	312
sysExtSwitchLocation	312
sysExtSwitchName.....	313
sysExtSwitchRole	312

sysExtSwitchSerNo.....	313	wlanAPFrameFragmentationRate	540
sysExtSwitchStatus.....	313	wlanAPFrameLowSpeedRate	539
sysExtSwitchSWVersion	312	wlanAPFrameNonUnicastRate	539
sysXMemoryFree	237	wlanAPFrameRetryErrorRate	540
sysXMemorySize.....	237	wlanAPFrameRetryRate.....	539
sysXMemoryUsed	237	wlanAPGroup	497
sysXProcessorDescr.....	233	wlanAPGroupName	499
sysXProcessorID	233	wlanAPIpAddress	499
sysXProcessorLoad.....	233	wlanAPIpsecMode.....	503
sysXStorageIndex.....	235	wlanAPLoc.....	505
sysXStorageName	236	wlanAPLocation	503
sysXStorageSize	235	wlanAPMacAddress.....	499
sysXStorageType.....	235	wlanAPMode	501
sysXStorageUsed.....	235	wlanAPModelName	503
wlanAPBSSID	519	wlanAPMonitorMode.....	507
wlanAPBssidAPMacAddress	523	wlanAPName	499
wlanAPBssidChannel	521	wlanAPNumAps	497
wlanAPBssidInactiveTime.....	521	wlanAPNumBootstraps	507
wlanAPBssidLoadBalancing	521	wlanAPNumClients	536
wlanAPBssidMode	520	wlanAPNumRadios	501
wlanAPBssidNumAssociatedStations	521	wlanAPNumReboots	507
wlanAPBssidPhyNumber.....	523	wlanAPRadioChannel	512
wlanAPBssidPhyType	520	wlanAPRadioMode.....	514
wlanAPBssidPort.....	520	wlanAPRadioNumActiveBSSIDs.....	514
wlanAPBssidRogueType.....	520	wlanAPRadioNumAssociatedClients	514
wlanAPBssidSlot	519	wlanAPRadioNumber.....	512
wlanAPBssidUpTime.....	521	wlanAPRadioNumMonitoredBSSIDs.....	516
wlanAPBuilding	505	wlanAPRadioNumMonitoredClients	514
wlanAPChannelErrorRate.....	540	wlanAPRadioTransmitPower	512
wlanAPChannelNumber	591	wlanAPRadioType	512
wlanAPChannelThroughput	539	wlanAPRadioUtilization	514
wlanAPChBusyRate.....	597	wlanAPRxBytes.....	537
wlanAPChCoverageIndex	595	wlanAPRxDeauthentications.....	537
wlanAPChFrameBandwidthRate.....	596	wlanAPRxPkts	537
wlanAPChFrameFragmentationRate	596	wlanAPSerialNumber	501
wlanAPChFrameLowSpeedRate.....	595	wlanAPStatsPkts1024To1518	589
wlanAPChFrameNonUnicastRate	596	wlanAPStatsPkts128To255	588
wlanAPChFrameRetryErrorRate	596	wlanAPStatsPkts256To511	588
wlanAPChInterferenceIndex.....	595	wlanAPStatsPkts512To1023	589
wlanAPChNumAPs	597	wlanAPStatsPkts63Bytes	588
wlanAPChNumStations	591	wlanAPStatsPkts64To127	588
wlanAPChTotBytes	591	wlanAPStatsTotBytesAt11Mbps.....	549
wlanAPChTotFragmentedPkts.....	593	wlanAPStatsTotBytesAt12Mbps.....	551
wlanAPChTotPhyErrPkts.....	593	wlanAPStatsTotBytesAt18Mbps.....	551
wlanAPChTotPkts	591	wlanAPStatsTotBytesAt1Mbps.....	547
wlanAPChTotRetryPkts	593	wlanAPStatsTotBytesAt24Mbps.....	553
wlanAPCurrentChannel.....	536	wlanAPStatsTotBytesAt2Mbps.....	547
wlanAPdot11aAntennaGain.....	501	wlanAPStatsTotBytesAt36Mbps.....	553
wlanAPdot11gAntennaGain.....	501	wlanAPStatsTotBytesAt5Mbps.....	549
wlanAPEnet1Mode.....	503	wlanAPStatsTotBytesAt6Mbps.....	551
wlanAPESSID	519	wlanAPStatsTotBytesAt9Mbps.....	555
wlanAPEExternalAntenna	505	wlanAPStatsTotCtrlBytes	586
wlanAPFloor	505	wlanAPStatsTotCtrlPkts	586
wlanAPFrameBandwidthRate	540	wlanAPStatsTotDABroadcastBytes	584

wlanAPStatsTotDABroadcastPkts	584	wlanStaRxDeauthentications	602
wlanAPStatsTotDAMulticastBytes	584	wlanStaRxMCastBytes	601
wlanAPStatsTotDAMulticastPkts	584	wlanStaRxPkts	600
wlanAPStatsTotDataBytes	587	wlanStaTransmitRate	533
wlanAPStatsTotDataPkts	587	wlanStaTxBCastPkts	600
wlanAPStatsTotDAUnicastBytes	585	wlanStaTxBytes	599
wlanAPStatsTotDAUnicastPkts	585	wlanStaTxDeauthentications	602
wlanAPStatsTotMgmtBytes	586	wlanStaTxMCastPkt	601
wlanAPStatsTotMgmtPkts	586	wlanStaTxPkts	599
wlanAPStatsTotPktsAt11Mbps	549	wlanStaUpTime	534
wlanAPStatsTotPktsAt12Mbps	551	wlanStaVLANId	531
wlanAPStatsTotPktsAt18Mbps	551	wlanStaVOIPProtocol	531
wlanAPStatsTotPktsAt1Mbps	547	wlanStaVOIPState	531
wlanAPStatsTotPktsAt24Mbps	553	wlsxLicenseDaysRemaining	276
wlanAPStatsTotPktsAt2Mbps	547	wlsxSlotNumber	276
wlanAPStatsTotPktsAt36Mbps	553	wlsxSysExtCardEntry	303
wlanAPStatsTotPktsAt5Mbps	549	wlsxSysExtCardTable	302
wlanAPStatsTotPktsAt6Mbps	549	wlsxSysExtFanEntry	308
wlanAPStatsTotPktsAt9Mbps	555	wlsxSysExtFanTrayAssemblyNumber	293
wlanAPStatus	505	wlsxSysExtHostname	290
wlanAPTxBYtes	537	wlsxSysExtLicenseEntry	315
wlanAPTxDAuthentications	537	wlsxSysExtMemoryEntry	301
wlanAPTxBkts	536	wlsxSysExtMemoryTable	300
wlanAPUnprovisioned	507	wlsxSysExtModelName	291
wlanAPUpTime	503	wlsxSysExtPowerSupplyEntry	310
wlanESSID	525	wlsxSysExtPowerSupplyTable	308
wlanESSIDEncryptionType	526	wlsxSysExtProcessorEntry	297
wlanESSIDNumAccessPointsDown	526	wlsxSysExtStorageEntry	298
wlanESSIDNumAccessPointsUp	525	wlsxSysExtStorageTable	297
wlanESSIDNumStations	525	wlsxSysExtSwitchDate	291
wlanESSIDVLANId	527	wlsxSysExtSwitchIp	290
wlanESSIDVLANPoolStatus	527	wlsxSysExtSwitchLicenseCount	293
wlanStaAccessPointESSID	533	wlsxSysExtSwitchLicenseTable	313
wlanStaApBssid	529	wlsxSysExtSwitchListEntr	312
wlanStaAssociationID	533	wlsxSysExtSwitchMasterIp	291
wlanStaChannel	531	wlsxSysExtSwitchRole	291
wlanStaChannelNum	599	wlsxSysXMemoryEntry	237
wlanStaCtrlPkts	601	wlsxSysXProcessorEntry	233
wlanStaDataPkts	601	wlsxSysXStorageEntry	235
wlanStaFrameBandwidthRate	604	wlsxUserEntry	430
wlanStaFrameFragmentationRate	603	wlsxWlanAPBssidEntry	519
wlanStaFrameLowSpeedRate	603	wlsxWlanAPChStatsEntry	591
wlanStaFrameNonUnicastRate	603	wlsxWlanAPDATypeStatsEntry	584
wlanStaFrameRetryErrorRate	604	wlsxWlanAPFrameTypeStatsEntry	586
wlanStaFrameRetryRate	603	wlsxWlanAPGroupEntry	497
wlanStaIsAssociated	531	wlsxWlanAPPktSizeStatsEntry	588
wlanStaIsAuthenticated	529	wlsxWlanAPRateStatsEntry	547
wlanStaNumAuthRequests	602	wlsxWlanAPStatsEntry	536
wlanStaPhyAddress	529	wlsxWlanESSIDEntry	525
wlanStaPhyNumber	533	wlsxWlanESSIDVLANPoolEntry	527
wlanStaPhyType	529	wlsxWlanESSIDVLANPoolTable	526
wlanStaRSSI	533	wlsxWlanRadioEntry	512
wlanStaRxBCastBytes	600	wlsxWlanStationEntry	529
wlanStaRxBytes	600	wlsxWlanStationStatsEntry	599

wlsxWlanStationTable	527	wlanAPChNumAPs	597
wlsxWlanTotalNumAccessPoints	496	wlanAPCurrentChannel	536
ArubaOS 2.5		wlanAPFQLN	509
wlanAPFrameReceiveErrorRate	541	wlanAPFQLNBuilding	507
wlanAPRxDataBytes	541	wlanAPFQLNCampus	509
wlanAPRxDataPkts	541	wlanAPFQLNFloor	509
wlanAPTxDDataBytes	541	wlanAPFrameBandwidthRate	540
wlanAPTxDDataPkts	541	wlanAPFrameFragmentationRate	540
wlsxSysExtControllerConfigID	295	wlanAPFrameLowSpeedRate	539
wlsxSysExtIsMMSConfigUpdateEnabled	295	wlanAPFrameNonUnicastRate	539
wlsxSysExtMMSConfigID	295	wlanAPFrameRetryErrorRate	540
wlsxSysExtSwitchLastReload	295	wlanAPFrameRetryRate	539
ArubaOS 3.1		wlanAPNumClients	536
ArubaCallStates	340	wlanAPRxDeauthentications	537
ArubaCardType	333	wlanAPRxPkts	537
ArubaConfigurationChangeType	339	wlanAPTxBytes	537
ArubaConfigurationState	339	wlanAPTxDDeauthentication	537
ArubaDot1dState	333	wlanAPTxBPkts	536
ArubaEncryptionMethods	332	wlanESSID	525
ArubaESIServerMode	335	wlanESSIDNumAccessPointsDown	526
ArubaFrameType	326	wlanESSIDNumAccessPointsUp	525
ArubaPhyType	326	wlanStaChannelNum	599
ArubaVoiceCacBit	341	wlanStaDataPkt	601
ArubaVoiceCdrDirection	341	wlanStaFrameBandwidthRate	604
ArubaVoipProtoco	340	wlanStaFrameFragmentationRate	603
ArubaVoipRegState	340	wlanStaFrameLowSpeedRate	603
lanStaFrameNonUnicastRate	603	wlanStaFrameRetryErrorRate	604
lsxCTSTransferSucceeded	411	wlanStaFrameRetryRate	603
lsxEsiServerChanged	415	wlanStaIsAssociated	531
lsxMonEventCountEntry	211	wlanStaIsAuthenticated	529
lsxVoiceCurrentNumCdr	370	wlanStaNumAssocRequests	602
lsxWlanStationStatsEntry	599	wlanStaNumAuthRequests	602
mobilityDomainIsExclusive	139	wlanStaRxBCastBytes	600
monAPFrameReceiveErrorRate	164	wlanStaRxBytes	600
monAPFrameRetryErrorRate	163	wlanStaRxDeauthentications	602
monAPInfoConfidence	206	wlanStaRxMCastBytes	601
monAPInfoMatchType	206	wlanStaTxBCastPkts	600
monEventCount	211	wlanStaTxBytes	599
monEventID	211	wlanStaTxDeauthentication	602
monStaFrameReceiveErrorRate	183	wlanStaTxMCastPkts	601
onAPIInfoMatchMethod	206	wlanStaTxPkts	599
wlanAPChannelErrorRate	540	wlsxAdhocNetworkBridgeDetectedAP	420
wlanAPChannelNumber	591	wlsxAdhocNetworkBridgeDetectedSta	420
wlanAPChannelThroughput	539	wlsxAPBssidEntryChanged	413
wlanAPChBusyRate	597	wlsxAPEntryChanged	414
wlanAPChCoverageIndex	595	wlsxAPRadioEntryChanged	414
wlanAPChFrameBandwidthRate	596	wlsxConfigurationLicenseMismatch	421
wlanAPChFrameFragmentationRate	596	wlsxConfigurationUpdateError	413
wlanAPChFrameLowSpeedRate	595	wlsxConfigurationUpdateSucceeded	413
wlanAPChFrameNonUnicastRate	596	wlsxCTSTransferError	411
wlanAPChFrameReceiveErrorRate	597	wlsxDisconnectStationAttackAP	420
wlanAPChFrameRetryErrorRate	596	wlsxDisconnectStationAttackSta	420
wlanAPChInterferenceIndex	595	wlsxGlobalConfigurationChangeNotification	413
wlanAPChNoise	593		

wlsxInterferingApDetected	409	wlsxSysExtAPTableGenNumber	321
wlsxLicenseEntryChanged	415	wlsxSysExtLicenseTableGenNumber	323
wlsxMonAPEntryChanged	415	wlsxSysExtMMSCompactLevel	295
wlsxMonStationEntryChanged	416	wlsxSysExtMonAPTableGenNumber	323
wlsxNAccessPointIsDown	391	wlsxSysExtPortTableGenNumber	323
wlsxNAccessPointIsUp	390	wlsxSysExtSwitchListTableGenNumber ..	321
wlsxNAuthMaxAclEntries	386	wlsxSysExtUserTableGenNumber	321
wlsxNAuthMaxBWContracts	386	wlsxSysExtVlanInterfaceTableGenNumber	323
wlsxNAuthMaxUserEntries	384	wlsxSysExtVlanTableGenNumber	323
wlsxNAuthServerIsDown	411	wlsxTrapConfidenceLevel	368
wlsxNAuthServerIsUp	384	wlsxTrapConfigurationId	365
wlsxNAuthServerReqTimedOut	384	wlsxTrapConfigurationState	366
wlsxNAuthServerTimedOut	384	wlsxTrapCTSTransferType	366
wlsxNChannelChanged	391	wlsxTrapCTSURL	366
wlsxNCoverageHoleDetected	391	wlsxTrapGlobalConfigObj	368
wlsxNDBCommunicationFailure	392	wlsxTrapLicenseId	368
wlsxNFanFailure	386	wlsxTrapMissingLicenses	370
wlsxNFanTrayInserted	390	wlsxTrapTableEntryChangeType	368
wlsxNFanTrayRemoved	390	wlsxTrapTableGenNumber	368
wlsxNGBICInserted	388	wlsxTrapTunnelId	370
wlsxNIpSpoofingDetected	392	wlsxTrapTunnelStatus	370
wlsxNLCInserted	388	wlsxTrapTunnelUpReason	370, 372
wlsxNLCRemoved	390	wlsxTrapUpdateFailedObj	366
wlsxNLicenseExpiry	393	wlsxTrapUpdateFailureReason	366
wlsxNLowMemory	390	wlsxTunnelDown	423
wlsxNLowOnFlashSpace	388	wlsxTunnelUp	421
wlsxNOutOfRangeTemperature	386	wlsxUnsecureAPDetected	393
wlsxNOutOfRangeVoltage	386	wlsxUserEntryChanged	413
wlsxNPowerSupplyFailure	386	wlsxUserSessionTimeCount	444
wlsxNProcessDied	388	wlsxUserSessionTimeEntry	443, 444, 445
wlsxNProcessExceedsMemoryLimits	388	wlsxUserSessionTimeLength	443
wlsxNSCInserted	388	wlsxVlanEntryChanged	414
wlsxNStationAddedToBlackList	391	wlsxVlanInterfaceEntryChanged	415
wlsxNStationRemovedFromBlackList	391	wlsxVoiceCdrBufferThresholdReached	421
wlsxNUserAuthenticationFailed	384	wlsxWindowsBridgeDetected	415
wlsxNUserEntryAuthenticated	382	wlsxWindowsBridgeDetectedAP	419
wlsxNUserEntryDeAuthenticated	384	wlsxWindowsBridgeDetectedSta	419
wlsxNUserEntryDeleted	382		
wlsxPortEntryChanged	414	ArubaOS 3.2	
wlsxSignAPAirjack	418	ArubaMeshRole	341
wlsxSignAPAsleep	416	ifExtVlanInterfaceIpIgmpSnooping	130
wlsxSignAPDeauthBcast	419	ifExtVlanInterfaceIpNatInside	129
wlsxSignAPNetstumbler	416	ifExtVlanInterfaceIpRouting	129
wlsxSignAPNullProbeResp	418	nUserAuthServerName	433
wlsxSignStaAirjack	418	nUserBWContractId	436
wlsxSignStaAsleep	416	nUserBWContractName	436
wlsxSignStaDeauthBcast	419	nUserBWContractUsage	436
wlsxSignStaNetstumbler	416	nUserDNBWContractId	441
wlsxSignStaNullProbeResp	418	nUserDNBWContractName	441
wlsxSuspectUnsecureAPDetected	421	nUserDNBWContractUsage	441
wlsxSuspectUnsecureAPResolved	421	nUserExtVPNAddress	433
wlsxSwitchListEntryChanged	414	nUserMobilityDomainName	439
wlsxSysExtAPBssidTableGenNumber	321	nUserMobilityStatus	435
wlsxSysExtAPRadioTableGenNumber	321	nUserPhyType	439
		nUserUPBWContractId	439

nUserUPBWContractName	439	voiceCdrSetupTime	470
nUserUPBWContractUsage	439	voiceCdrStatus	472
oiceCdrHandovers	475	voiceCdrTeardownTime	470
voiceAPBssid100Sent	489	voiceClientContactName	483
voiceAPBssid503Sent	489	voiceClientEssid.....	485
voiceAPBssidCacFlag	491	voiceClientIp	483
voiceAPBssidCallsNoe	492	voiceClientProtocol.....	483
voiceAPBssidCallsSCCP	491	voiceClientRegState.....	483
voiceAPBssidCallsSIP	491	voiceClientServerName	485
voiceAPBssidCallsSVP	492	voiceClientTunnelId	485
voiceAPBssidCallsVocera	492	voiceClientVlanId	485
voiceAPBssidEssid	492	wlanAPAltitude	510
voiceAPBssidExtraCallDisc.....	489	wlanAPBssidMode.....	520
voiceAPBssidFlag.....	488	wlanAPBssidNumAssociatedStations	521
voiceAPBssidGroup	487	wlanAPLongitude.....	509
voiceAPBssidIp	487	wlanAPMeshRole	510
voiceAPBssidKickedOff.....	489	wlanAPMonitorMode.....	507
voiceAPBssidName	487	wlanAPRadioBearing.....	516
voiceAPBssidTotCalls.....	487	wlanAPRadioChannel	512
voiceAPBssidTotVoiceClients.....	491	wlanAPRadioNumber.....	512
voiceAPBssidTspecDenied.....	491	wlanAPRadioTiltAngle.....	516
voiceAPBssidUpTime	489	wlanAPRadioTransmitPower	512
voiceAPBssidVoiceType	488	wlanAPRxDataBytes.....	541
voiceCallCtrsAborted.....	477	wlanAPRxDataBytes64.....	543
voiceCallCtrsActive	479	wlanAPRxDataPkts	541
voiceCallCtrsBusy	479	wlanAPRxDataPkts64	543
voiceCallCtrsDecline	481	wlanAPTxDatByte.....	541
voiceCallCtrsFailed	477	wlanAPTxDatBytes64	543
voiceCallCtrsMisc	481	wlanAPTxDatPkts	541
voiceCallCtrsNotFnd	479	wlanAPTxDatPkts64	543
voiceCallCtrsOrig.....	479	wlanStaFrameReceiveErrorRate	604
voiceCallCtrsRecvd	479	wlanStaTxBCastBytes	604
voiceCallCtrsRejected.....	477	wlsxMeshNodeChildrenCount	133
voiceCallCtrsReqTerm.....	481	wlsxMeshNodeCluster	133
voiceCallCtrsSuccess.....	477	wlsxMeshNodeHopCoun.....	135
voiceCallCtrsTotal	477	wlsxMeshNodeLinkCost	134
voiceCallCtrsUnauth.....	481	wlsxMeshNodeNodeCost.....	134
voiceCdrApMac	474	wlsxMeshNodeParent.....	133
voiceCdrApName	474	wlsxMeshNodePathCost.....	134
voiceCdrApSwitchDelay	472	wlsxMeshNodeRfBan	134
voiceCdrBssid	474	wlsxMeshNodeTotal	132
voiceCdrCodec	474	wlsxMeshRole.....	133
voiceCdrDialNum	470	wlsxVoiceAPBssidEntry.....	487
voiceCdrDir	470	wlsxVoiceAPBssidTotal.....	485
voiceCdrDuration.....	472	wlsxVoiceCdrEntry	468
voiceCdrEssid	474	wlsxVoiceClientEntry	483
voiceCdrId	468	wlsxVoiceClientTable	482
voiceCdrIp	468	wlsxVoiceClientTotal.....	482
voiceCdrMac.....	468	wlsxWlanESSIDEntry	525
voiceCdrMOS.....	475		
voiceCdrName	468	ArubaOS 3.3	
voiceCdrOrigTime	470	ArubaHTExtChannel.....	328
voiceCdrReason	472	ArubaHTMode	326
voiceCdrRValue.....	472	IPv6 Authentication Traps.....	286
		monAPIInfoHTMode.....	207

monStaInfoHTMode.....	210	wlanAPBssidHTExtChannel.....	523
monStaRxHTBytes.....	213	wlanAPBssidHTMode.....	523
monStaRxHTPkts.....	213	wlanAPRadioHTChannel.....	517
monStaTxHTBytes.....	212	wlanAPRadioHTExtChannel.....	517
monStaTxHTPkts.....	212	wlanAPRadioHTMode.....	516
nUser6ApBSSID.....	454	wlanAPStatsTotBytesAtHT104Mbps.....	571
nUser6ApLocation.....	454	wlanAPStatsTotBytesAtHT108Mbps.....	573
nUser6AssignedVLAN.....	456	wlanAPStatsTotBytesAtHT117Mbps.....	573
nUser6AuthenticationMethod.....	452	wlanAPStatsTotBytesAtHT120Mbps.....	575
nUser6AuthServerName.....	452	wlanAPStatsTotBytesAtHT121dot5Mbps.....	575
nUser6BWContractId.....	456	wlanAPStatsTotBytesAtHT130Mbps.....	575
nUser6BWContractName.....	456	wlanAPStatsTotBytesAtHT135Mbps.....	577
nUser6BWContractUsage.....	456	wlanAPStatsTotBytesAtHT13dot5Mbps.....	559
nUser6ConnectedPort.....	458	wlanAPStatsTotBytesAtHT13Mbps.....	557
nUser6ConnectedSlot.....	458	wlanAPStatsTotBytesAtHT150Mbps.....	577
nUser6CurrentVLAN.....	458	wlanAPStatsTotBytesAtHT15Mbps.....	559
nUser6DefaultVLAN.....	456	wlanAPStatsTotBytesAtHT162Mbps.....	579
nUser6DNBWContractId.....	462	wlanAPStatsTotBytesAtHT180Mbps.....	579
nUser6DNBWContractName.....	462	wlanAPStatsTotBytesAtHT19dot5Mbps.....	559
nUser6DNBWContractUsage.....	462	wlanAPStatsTotBytesAtHT216Mbps.....	579
nUser6ExtVPNAddress.....	452	wlanAPStatsTotBytesAtHT240Mbps.....	581
nUser6HomeAgentIpAddress.....	454	wlanAPStatsTotBytesAtHT243Mbps.....	581
nUser6HomeVLAN.....	455	wlanAPStatsTotBytesAtHT270Mbps.....	582
nUser6HTMode.....	462	wlanAPStatsTotBytesAtHT27Mbps.....	561
nUser6IpAddress.....	450	wlanAPStatsTotBytesAtHT300Mbps.....	582
nUser6IsOnHomeAgent.....	454	wlanAPStatsTotBytesAtHT30Mbps.....	563
nUser6IsProxyArpEnabled.....	458	wlanAPStatsTotBytesAtHT39Mbps.....	563
nUser6IsWired.....	458	wlanAPStatsTotBytesAtHT40dot5Mbps.....	563
nUser6MobilityDomainName.....	460	wlanAPStatsTotBytesAtHT45Mbps.....	565
nUser6MobilityStatus.....	455	wlanAPStatsTotBytesAtHT52Mbps.....	565
nUser6Name.....	450	wlanAPStatsTotBytesAtHT54Mbps.....	567
nUser6PhyAddress.....	450	wlanAPStatsTotBytesAtHT58dot5Mbps.....	567
nUser6PhyType.....	460	wlanAPStatsTotBytesAtHT60Mbps.....	567
nUser6Role.....	450	wlanAPStatsTotBytesAtHT65Mbps.....	569
nUser6SubAuthenticationMethod.....	452	wlanAPStatsTotBytesAtHT6dot5Mbps.....	557
nUser6UPBWContractId.....	460	wlanAPStatsTotBytesAtHT78Mbps.....	569
nUser6UPBWContractName.....	460	wlanAPStatsTotBytesAtHT81Mbps.....	571
nUser6UPBWContractUsage.....	460	wlanAPStatsTotBytesAtHT90Mbps.....	571
nUser6UpTime.....	452	wlanAPStatsTotPktsAtHT104Mbps.....	571
nUserHTMode.....	441, 443	wlanAPStatsTotPktsAtHT108Mbps.....	573
user6AuthenticationMethod.....	246	wlanAPStatsTotPktsAtHT117Mbps.....	573
user6BWContractName.....	247	wlanAPStatsTotPktsAtHT120Mbps.....	573
user6BWContractUsage.....	247	wlanAPStatsTotPktsAtHT121dot5Mbps.....	575
user6ConnectedPort.....	247	wlanAPStatsTotPktsAtHT130Mbps.....	575
user6ConnectedSlot.....	247	wlanAPStatsTotPktsAtHT135Mbps.....	577
user6ConnectedVlan.....	247	wlanAPStatsTotPktsAtHT13dot5Mbps.....	557
user6IpAddress.....	244	wlanAPStatsTotPktsAtHT13Mbps.....	557
user6Location.....	246	wlanAPStatsTotPktsAtHT150Mbps.....	577
user6Name.....	244	wlanAPStatsTotPktsAtHT15Mbps.....	559
user6PhyAddress.....	244	wlanAPStatsTotPktsAtHT162Mbps.....	577
user6Role.....	244	wlanAPStatsTotPktsAtHT180Mbps.....	579
user6ServerName.....	246	wlanAPStatsTotPktsAtHT19dot5Mbps.....	559
user6UpTime.....	246	wlanAPStatsTotPktsAtHT216Mbps.....	579
wlanAPBssidHTChannel.....	523	wlanAPStatsTotPktsAtHT240Mbps.....	581

wlanAPStatsTotPktsAtHT243Mbps	581	wlsxTrapPrimaryControllerIp	374
wlanAPStatsTotPktsAtHT26Mbps	561	ArubaOS 5.0	
wlanAPStatsTotPktsAtHT270Mbps	581	nUserForwardMode	441
wlanAPStatsTotPktsAtHT27Mbps	561	home agent	137
wlanAPStatsTotPktsAtHT300Mbps	582	I	
wlanAPStatsTotPktsAtHT30Mbps	561	inform request	21
wlanAPStatsTotPktsAtHT39Mbps	563	L	
wlanAPStatsTotPktsAtHT40dot5Mbps ...	563	Location	
wlanAPStatsTotPktsAtHT45Mbps	565	user station.....	427
wlanAPStatsTotPktsAtHT52Mbps	565	M	
wlanAPStatsTotPktsAtHT54Mbps	565	mesh	131
wlanAPStatsTotPktsAtHT58dot5Mbps ...	567	MIB files	23
wlanAPStatsTotPktsAtHT60Mbps	567	monAPStatsToHTBytes.....	176
wlanAPStatsTotPktsAtHT65Mbps	569	monAPStatsToHTPkts	176
wlanAPStatsTotPktsAtHT6dot5Mbp	557	monHTRate	176
wlanAPStatsTotPktsAtHT78Mbps	569	N	
wlanAPStatsTotPktsAtHT81Mbps	569	network traffic	155
wlanAPStatsTotPktsAtHT90Mbps	571	P	
wlsxHT40MHzIntoleranceAP	423	ping alarms	21
wlsxHT40MHzIntoleranceSta	423	pLocalName	374
wlsxHtGreenfieldSupported	423	ports	117
wlsxMonStationHTRateStatsEntry	212	R	
wlsxSwitchUser6Entry	244	resource usage	289
wlsxTotalNumOfUsers6.....	448	roaming agent.....	137
wlsxUser6AllInfoGroup	448	S	
wlsxUser6AuthenticationFailed.....	287	Scan	
wlsxUser6EntryAuthenticated	286	RF spectrum	35
wlsxUser6EntryCreated.....	286	signal quality	215
wlsxUser6EntryDeAuthenticated	286	SNR.....	215
wlsxUser6EntryDeleted.....	286	switch.....	225, 447
wlsxUser6SessionTime	463	T	
wlsxUser6SessionTimeLength	463	TC.....	325
wlsxUser6SessionTimeTable.....	462	terminal server function.....	22
wlsxUser6Table.....	448	Traffic	
ArubaOS 3.3.0.0		redirect	113
wlanStaHTMod	534	Traps	
ArubaOS 3.4		access points.....	88
wlsxNProcessExceedsMemoryLimits.....	388	information	21
wlsxTrapAPSerialNumber	372	MIB hierarchy	343
wlsxTraptimeStr	372	switch trap notifications	277
ArubaOS 3.4.1			
wlsxNadhocNetwork.....	424		
wlsxNAdhocNetworkBridgeDetectedAP ..	424		
wlsxNAdhocNetworkBridgeDetectedSta ..	424		
wlsxNApOnBackupController.....	426		
wlsxNAuthMaxXsecUserEntries	424		
wlsxNAuthServerAllInService	424		
wlsxNConnectionResetWithLocal	426		
wlsxNRapExpiredPSK	426		
wlsxNRapWarnExpiredPSK.....	426		
wlsxNVpnMaxSessions.....	426		
wlsxTrapBackupControllerIp	374		
wlsxTrapMasterIp	372		
wlsxTrapMasterName	373		

switch traps	268
types.....	21
wlsx trap objects group	344

U

user access.....	427
------------------	-----

V

VLAN.....	117
-----------	-----

voice status	465
--------------------	-----

W

wlsxMonAPHTRateStatsEntry	176
---------------------------------	-----

WMS	113, 493
-----------	----------

X

xTrapLocalIp	372
--------------------	-----

C

Character Formats 17, 21

